

**DELHI URBAN SHELTER IMPROVEMENT**

**दिल्ली शहरी आश्रय सुधार बोर्ड**

**ANNUAL ACCOUNTS**

**वार्षिक लेखा**

**2019-20**

**ARVIND RATTAN & CO.**

**CHARTERED ACCOUNTANTS**

**D-242, 3<sup>RD</sup> Floor, C.R Road**

**Laxmi Nagar, New Delhi-110092**

**E-mail: [akguptaaca@yahoo.co.in](mailto:akguptaaca@yahoo.co.in)**








**DELHI URBAN SHELTER IMPROVEMENT BOARD**

**दिल्ली शहरी आश्रय सुधार बोर्ड**








**INDEX**

		PAGE NO.
BALANCE SHEET		1
INCOME & EXPENDITURE ACCOUNTS		2
SCHEDULE OF BALANCE SHEET		3 to 22
SCHEDULE OF INCOME & EXPENDITURE ACCOUNTS		23 to 33
RECEIPTS & PAYMENTS ACCOUNTS		34
TRIAL BALANCE		35 to 39
DEPOSIT WORKS INVESTMENT STATEMENT		40 to 43
S.R.S INVESTMENT STATEMENT		44 to 49
YAP INVESTMENT STATEMENT		50 to 53
PLAN INVESTMENT STATEMENT		54 to 64
JNNURM INVESTMENT STATEMENT		65 to 70
SIF INVESTMENT STATEMENT		71 to 74
LOA INVESTMENT STATEMENT		75 to 81
BANK RECONCILIATION STATEMENTSIGNIFICANT		82
ACCOUNTING POLICIES & NOTES TO ACCOUNTS		83 to 86
<b>SCHEDULE ATTACHED TO BALANCE SHEET &amp; INCOME</b>		3 to 33
<b>EXPENDITURE</b>	<b>SCHEDULE NOs.</b>	
CORPUS/CAPITAL FUND	1	3
RESERVES AND SURPLUS	1 (A)	4
GRANTS	2 & 2A & 2B	5 & 7
EARMARKED FUNDS	3	8 & 9
SECURED LOANS AND BORROWINGS	4	10
UNSECURED LOANS AND BORROWINGS	5	11
DEFERRED CREDIT	6	12
OTHER LIABILITIES	7 (A)	13
DEPOSIT RECEIVED	7 (B)	14
DUTIES & TAXES	7 (C.)	15
DEPOSIT WORKS	7 (D)	16
RECOVERIES PAYABLE	7 (E)	17
FIXED ASSETS	8	18 to 19
INVESTMENT FROM EARMARKED/ENDOWMENT FUNDS	9	20
INVESTMENT OTHERS	10	21
CURRENT ASSETS, LOANS, ADVANCES ETC	11	22
INCOME FROM SALES/SERVICE	12	23
FEES AND SUBSCRIPTION	13	24
GRANT FROM GNCTD (WAYS & MEANS)	13 (A)	25
INCOME FROM INVESTMENTS	14	26
INCOME FROM ROYALTY, PUBLICATION ETC.	15	27
INTEREST EARNED	16	28
OTHER INCOME	17	29
INCREASE/(DECREASE) IN STOCK OF FINISHED GOODS & WORK-IN-PROGRESS	18	30
ESTABLISHMENT EXPENSES	19	31
ADMINISTRATIVE EXPENSES	20	32
FINANCE COST	21	33

DELHI URBAN SHELTER IMPROVEMENT BOARD  
दिल्ली शहरी आश्रय सुधार बोर्ड

DELHI URBAN SHELTER IMPROVEMENT BOARD BALANCE SHEET AS AT 31ST MARCH 2020			
LIABILITIES			
Particulars	Sch.	Current Year	Previous Year
Corpus/Capital Fund	1	(1,86,41,45,034.06)	73,80,62,660.73
Grants	2	2,01,93,09,880.00	3,90,47,47,804.50
Earmarked Fund/Endowment Funds	3	1,89,37,13,754.36	1,92,29,32,136.36
Secured Loans and Borrowings	4	0.00	0.00
Unsecured Loans and Borrowings	5	11,08,40,81,837.00	5,88,15,51,837.00
Deferred Credit Liabilities	6	0.00	0.00
Current Liabilities and Provisions	7	5,06,47,43,227.81	4,61,64,53,192.55
<b>Total</b>		<b>18,19,77,03,665.11</b>	<b>17,06,37,47,631.14</b>
ASSETS			
Particulars	Sch.	Current Year	Previous Year
Fixed Assets	8	7,20,88,78,161.37	7,73,21,70,167.50
Investment-From Earmarked Funds	9	0.00	0.00
Investment-Others	10	7,44,56,79,064.00	5,42,95,93,504.60
Current Assets,Loans,Advances Etc.	11	3,54,31,46,439.74	3,90,19,83,959.04
<b>Total</b>		<b>18,19,77,03,665.11</b>	<b>17,06,37,47,631.14</b>
For & Behalf of Delhi Urban Shelter Improvement Board			
<p>Compiled as per records, vouchers and ledger accounts</p> <p><b>For:- Arvind Rattan &amp; Co.</b> Chartered Accountants Firm Registration No. 020761N</p> <div style="text-align: center;">   CA Arvind Kumar Gupta Partner Membership No:-502563 Place :- New Delhi Date :- </div>		 AO (DES)	 AAO (DES) 27/3/20
 Member (Finance)	 B & FO	 DCA	
	 CEO (DUSIB)		

DELHI URBAN SHELTER IMPROVEMENT BOARD  
दिल्ली शहरी आश्रय सुधार बोर्ड

DELHI URBAN SHELTER IMPROVEMENT BOARD			
INCOME AND EXPENDITURE FOR THE YEAR ENDED 31ST MARCH 2020			
INCOME			
Particulars	Sch.	Current year	Prevoius Year
Income from Sales / Services	12	0.00	0.00
Fees /Subscriptions	13	37,55,60,454.41	30,61,91,085.39
Grant from GNCTD (WAYS & MEANS)	13A	0.00	0.00
Grant Income	-	1,15,88,17,474.00	1,10,38,31,316.68
Income from Investments	14	8,83,37,249.93	7,85,78,536.00
Income from Royalty, Publication etc.	15	0.00	0.00
Interest Earned	16	1,31,74,890.00	3,09,79,613.00
Other Income	17	16,12,21,604.00	14,43,74,071.36
Increase/(decrease) in stock of Finished goods an works-in- progress	18	0.00	0.00
<b>Total (A)</b>		<b>1,79,71,11,672.34</b>	<b>1,66,39,54,622.43</b>
EXPENDITURE			
Particulars	Sch.	Current year	Prevoius Year
Establishment Expenses	19	1,80,26,22,071.00	1,73,43,30,414.00
Other Administrative Expenses etc.	20	4,49,22,320.00	63,91,21,589.00
Expenditure related to Grant	-	1,15,88,17,474.00	1,10,38,31,316.68
Finance Cost	21	86,87,95,753.00	46,90,42,839.00
Depreciation	8	8,50,97,371.61	10,04,25,684.30
<b>Total (B)</b>		<b>3,96,02,54,989.61</b>	<b>4,04,67,51,842.98</b>
<b>Balance being excess of Income over Expenditure (A-B)</b>		<b>-2,16,31,43,317.27</b>	<b>-2,38,27,97,220.55</b>
Transfer to Special Reserve (Specify each)			
Transfer to/ from General Reserve			
<b>BALANCE BEING SURPLUS/(DEFICIT) CARRIED TO CORPUS/CAPITAL FUND</b>		<b>-2,16,31,43,317.27</b>	<b>-2,38,27,97,220.55</b>
<p style="text-align: center;"><b>For &amp; Behalf of Delhi Urban Shelter Improvement Board</b></p> <div style="display: flex; justify-content: space-between;"> <div style="width: 45%;"> <p>Compiled as per records, vouchers and ledger accounts For:- Arvind Rattan &amp; Co. Chartered Accountants Firm Registration No. 020761N</p> <div style="display: flex; justify-content: space-around; margin-top: 10px;"> <div style="text-align: center;">               CA Arvind Kumar Gupta Partner Membership No:-502563 Place :- New Delhi Date :-         </div> <div style="text-align: center;">               Member (Finance)         </div> </div> </div> <div style="width: 50%;"> <div style="display: flex; justify-content: space-around; margin-top: 10px;"> <div style="text-align: center;">               AO (DES)         </div> <div style="text-align: center;">               AAO (DES)         </div> </div> <div style="display: flex; justify-content: space-around; margin-top: 10px;"> <div style="text-align: center;">               B &amp; FO         </div> <div style="text-align: center;">               DCA         </div> </div> <div style="text-align: center; margin-top: 10px;">               CEO (DUSIB)         </div> </div> </div>			

DELHI URBAN SHELTER IMPROVEMENT BOARD  
दिल्ली शहरी आश्रय सुधार बोर्ड

SCHEDULE-1		
CORPUS/CAPITAL FUND		
Particulars	Current Year	Previous Year
Balance as at the beginning of the year	-4,76,94,72,521.73	-2,38,66,75,301.18
Add/(Less) :Balance of net Income/(Expenditure) transferred from the Income and Expenditure Account	-2,16,31,43,317.27	-2,38,27,97,220.55
<b>Total</b>	<b>-6,93,26,15,839.00</b>	<b>-4,76,94,72,521.73</b>



DELHI URBAN SHELTER IMPROVEMENT BOARD  
दिल्ली शहरी आश्रय सुधार बोर्ड

SCHEDULE-1A RESERVES AND SURPLUS		
Particulars	Current Year	Previous Year
Capital Asset Reserve	5,50,75,35,182.47	6,02,64,76,893.73
Addition during the year	46,42,27,813.00	51,72,24,017.32
Less: Deductions during the year	90,32,92,190.53	1,03,61,65,728.58
Total (A)	5,06,84,70,804.94	5,50,75,35,182.47
Total SCH-1	-1,86,41,45,034.06	73,80,62,660.73



DELHI URBAN SHELTER IMPROVEMENT BOARD  
दिल्ली शहरी आश्रय सुधार बोर्ड

SCHEDULE-2 GRANTS										
	Environmental Improvement in Urban Slum	Slum Katra Repair/ Renewal Programme	Construction & Management of Night Shelter	Const. of pay & use Jan Suvidha Complex	Const. of Com. Hall/Basti Vikas Kendra	Trans Yamuna Area Development Board	Improvement of services in SRS pocket	Shishu Vatika/Common space in JJ Cluster	C/o Houses under JNNURM	
a) Opening Balance of the Funds:										
i) Grant (Capital)	7,43,64,479.00	68,86,464.00	2,68,94,324.52	0.00	3,55,30,406.00	4,97,70,324.00	0.00	1,88,82,262.00	40,21,71,215.00	
ii) Grant (Revenue)	22,29,60,123.00	0.00	5,18,88,036.48	4,43,10,378.00	0.00	0.00	20,000.00	0.00	0.00	
Total (a)	29,73,24,602.00	68,86,464.00	7,87,82,361.00	4,43,10,378.00	3,55,30,406.00	4,97,70,324.00	20,000.00	1,88,82,262.00	40,21,71,215.00	
b) Addition to the Funds:										
i) Capital Receipt	1,50,00,000.00	2,00,00,000.00	5,00,00,000.00	25,00,00,000.00	5,00,00,000.00	3,83,45,000.00	2,87,83,000.00	3,00,00,000.00	0.00	
ii) Revenue Receipt	16,50,00,000.00	2,00,00,000.00	15,00,00,000.00	68,00,00,000.00	4,00,00,000.00	0.00	0.00	1,00,00,000.00	0.00	
Total (b)	18,00,00,000.00	4,00,00,000.00	20,00,00,000.00	93,00,00,000.00	9,00,00,000.00	3,83,45,000.00	2,87,83,000.00	4,00,00,000.00	0.00	
c) Utilization/Expenditure towards the objective of funds										
i) Capital Expenditure	8,10,06,498.00	1,93,05,492.00	58,76,256.00	8,35,19,627.00	2,55,10,292.00	2,27,50,794.00	2,14,46,576.00	2,43,77,249.00	9,22,87,252.00	
ii) Revenue Expenditure	33,15,75,626.00	1,09,57,466.00	18,42,54,208.00	58,23,40,182.00	3,45,28,512.00	0.00	0.00	1,00,00,000.00	0.00	
iii) Refund of Grant/Transfer to Loan (Sch-5)	0.00	0.00	0.00	0.00	0.00	0.00	0.00	0.00	30,00,00,000.00	
Total (c)	41,25,82,124.00	3,02,62,958.00	19,01,30,464.00	66,58,59,809.00	6,00,38,804.00	2,27,50,794.00	2,14,46,576.00	3,43,77,249.00	39,22,87,252.00	
Balance at the end of the year (a+b-c)										
i) Grant (Capital)	83,57,981.00	75,80,972.00	7,10,18,068.52	16,64,80,373.00	6,00,20,114.00	6,53,64,530.00	73,36,424.00	2,45,05,013.00	98,83,963.00	
ii) Grant (Revenue)	5,63,84,497.00	90,42,534.00	1,76,33,828.48	14,19,70,196.00	54,71,488.00	0.00	20,000.00	0.00	0.00	
A.Total (a+b-c)	6,47,42,478.00	1,66,23,506.00	8,86,51,897.00	30,84,50,569.00	6,54,91,602.00	6,53,64,530.00	73,56,424.00	2,45,05,013.00	98,83,963.00	
B. Interest On Unspent Grant:										
Opening Balance of the Funds:										
Interest on Unspent Grant (Fixed Deposit)										
Interest on Unspent Grant (Saving)										
Addition during the year:										
Interest on Unspent Grant (Fixed Deposit)										
Interest on Unspent Grant (Saving)										
Total (A+B)										



DELHI URBAN SHELTER IMPROVEMENT BOARD  
दिल्ली शहरी आश्रय सुधार बोर्ड

SCHEDULE-2 GRANTS										
	Rajiv Awas Yojna	GIA to Existing Infrastructure of DUSIB	Preparation of Isolation Home for Vector Borne Disease	Swachh Bharat Mission	In-Situ Slum Rehabilitation Scheme	National Urban Livelihood Mission	PMAY Housing for All	Total Current Year	Total Previous Year	
<b>a) Opening Balance of the Funds:</b>										
i) Grant (Capital)	12,21,917.00	46,39,409.00	0.00	4,06,39,058.00	1,99,89,41,359.00	-54,43,107.00	12,13,272.00	2,65,57,11,382.52	36,88,01,399.84	
ii) Grant (Revenue)	0.00	0.00	-	0.00	90,47,284.00	0.00	0.00	32,82,25,821.48	11,75,57,138.16	
<b>Total (a)</b>	<b>12,21,917.00</b>	<b>46,39,409.00</b>	<b>0.00</b>	<b>4,06,39,058.00</b>	<b>2,00,79,88,643.00</b>	<b>-54,43,107.00</b>	<b>12,13,272.00</b>	<b>2,98,39,37,204.00</b>	<b>48,63,58,538.00</b>	
<b>b) Addition to the Funds:</b>										
i) Capital Receipt	0.00	5,00,00,000.00	3,00,00,000.00	0.00	0.00	5,12,04,000.00	1,00,000.00	61,34,32,000.00	2,80,41,34,000.00	
ii) Revenue Receipt	0.00	0.00	0.00	0.00	0.00	0.00	0.00	1,06,50,00,000.00	1,31,45,00,000.00	
<b>Total (b)</b>	<b>0.00</b>	<b>5,00,00,000.00</b>	<b>3,00,00,000.00</b>	<b>0.00</b>	<b>0.00</b>	<b>5,12,04,000.00</b>	<b>1,00,000.00</b>	<b>1,67,84,32,000.00</b>	<b>4,11,86,34,000.00</b>	
<b>c) Utilization/Expenditure towards the objective of funds</b>										
i) Capital Expenditure	0.00	4,87,99,752.00	0.00	25,33,030.00	0.00	3,57,76,595.00	10,38,400.00	46,42,27,813.00	51,72,24,017.32	
ii) Revenue Expenditure	0.00	0.00	0.00	0.00	51,61,480.00	0.00	0.00	1,15,88,17,474.00	1,10,38,31,316.68	
iii) Refund of Grant/Transfer to Loan (Sch-5)	0.00	0.00	0.00	0.00	2,00,00,000.00	0.00	0.00	2,30,00,000.00		
<b>Total (c)</b>	<b>0.00</b>	<b>4,87,99,752.00</b>	<b>0.00</b>	<b>25,33,030.00</b>	<b>2,00,51,61,480.00</b>	<b>3,57,76,595.00</b>	<b>10,38,400.00</b>	<b>3,92,30,45,287.00</b>	<b>1,62,10,55,334.00</b>	
<b>Balance at the end of the year (a+b-c)</b>										
i) Grant (Capital)	12,21,917.00	58,39,657.00	3,00,00,000.00	3,81,06,028.00	0.00	99,84,298.00	2,74,872.00	50,59,74,210.52	2,65,57,11,382.52	
ii) Grant (Revenue)	0.00	0.00	0.00	0.00	28,27,163.00	0.00	0.00	23,33,49,706.48	32,82,25,821.48	
<b>A.Total (a+b-c)</b>	<b>12,21,917.00</b>	<b>58,39,657.00</b>	<b>0.00</b>	<b>3,81,06,028.00</b>	<b>28,27,163.00</b>	<b>99,84,298.00</b>	<b>2,74,872.00</b>	<b>73,93,23,917.00</b>	<b>2,98,39,37,204.00</b>	
<b>B. Interest On Unspent Grant:</b>										
<b>Opening Balance of the Funds:</b>										
Interest on Unspent Grant (Fixed Deposit)								84,36,70,666.50	69,38,14,695.00	
Interest on Unspent Grant (Savings)								7,71,39,934.00	5,87,43,269.00	
<b>Addition during the year:</b>										
Interest on Unspent Grant (Fixed Deposit)								33,25,82,485.50	14,98,55,971.50	
Interest on Unspent Grant (Savings)								2,65,92,877.00	1,83,96,665.00	
<b>Total (A+B)</b>								<b>2,01,93,09,880.00</b>	<b>3,90,47,47,804.50</b>	



DELHI URBAN SHELTER IMPROVEMENT BOARD  
दिल्ली शहरी आश्रय सुधार बोर्ड

**SCHEDULE-2A**

**A. Interest On Unspent Grant (Fixed Deposit)**

	Plan	JNNURM	Total
<b>a)Opening Balance Of Funds:</b>			
<b>Interest On Unspent Grant:-</b>			
For the FY 2012-13	17,65,57,902.00	14,79,94,609.00	32,45,52,511.00
For the FY 2013-14	6,00,19,873.00	89,67,134.00	6,89,87,007.00
For the FY 2014-15	5,18,39,649.00	2,11,88,897.00	7,30,28,546.00
For the FY 2015-16	45,16,440.00	5,39,12,897.00	5,84,29,337.00
For the FY 2016-17	5,73,15,522.00	1,75,47,380.00	7,48,62,902.00
For the FY 2017-18	6,94,80,148.00	2,44,74,244.00	9,39,54,392.00
For the FY 2018-19	10,97,36,190.16	4,01,19,781.30	14,98,55,971.46
<b>Total (a)</b>	<b>52,94,65,724.16</b>	<b>31,42,04,942.30</b>	<b>84,36,70,666.46</b>
<b>b)Addition to the Funds during the year:</b>			
Interest on Unspent Grant Fixed Deposit	28,09,78,284.80	5,16,04,200.70	33,25,82,485.50
<b>Total (b)</b>	<b>28,09,78,284.80</b>	<b>5,16,04,200.70</b>	<b>33,25,82,485.50</b>
<b>Total Interest on Unspent Grant Fixed Deposit</b>	<b>81,04,44,008.96</b>	<b>36,58,09,143.00</b>	<b>1,17,62,53,151.96</b>

**SCHEDULE-2B**

**B. Interest On Unspent Grant (Savings)**

	Plan	JNNURM	Total
<b>a)Opening Balance Of Funds:</b>			
<b>Interest On Unutilized Grant:-Saving</b>			
Interest on Saving Account for the FY 2015-16	69,41,586.00	79,96,060.00	1,49,37,646.00
Interest on Saving Account for the FY 2016-17	1,09,93,903.00	94,49,020.00	2,04,42,923.00
Interest on Saving Account for the FY 2017-18	1,12,27,505.00	1,21,35,195.00	2,33,62,700.00
Interest on Saving Account for the FY 2018-19	1,40,35,258.00	43,61,407.00	1,83,96,665.00
<b>Total (a)</b>	<b>4,31,98,252.00</b>	<b>3,39,41,682.00</b>	<b>7,71,39,934.00</b>
<b>b)Addition to the Funds during the year:</b>			
Interest on Saving Account for the FY 2019-20	2,06,29,271.00	59,63,606.00	2,65,92,877.00
<b>Total (b)</b>	<b>2,06,29,271.00</b>	<b>59,63,606.00</b>	<b>2,65,92,877.00</b>
<b>Total Interest on Unspent Grant Savings</b>	<b>6,38,27,523.00</b>	<b>3,99,05,288.00</b>	<b>10,37,32,811.00</b>



SCHEDULE-3  
EARMARKED FUNDS

	GPF Fund	NPS Employees Contribution	NPS Employer Contribution	Interest Payable on GPF	Benevolent Fund
a) Opening Balance of the Funds	1,63,01,91,368.36	-38,38,977.00	-38,38,977.00	0.00	-42,37,973.00
b) Addition to the Funds	27,25,07,270.00	38,38,977.00	38,38,977.00	9,41,55,540.00	6,19,652.00
c) Utilization/Expenditure towards the objective of funds	34,53,02,098.00	89,35,864.00	1,19,92,880.00	9,41,55,540.00	10,90,000.00
Net Balance at the end of the year (a+b-c)	1,55,73,96,540.36	-89,35,864.00	-1,19,92,880.00	0.00	-47,08,321.00





DELHI URBAN SHELTER IMPROVEMENT BOARD  
दिल्ली शहरी आश्रय सुधार बोर्ड

SCHEDULE-4 SECURED LOANS AND BORROWINGS		
Particulars	Current Year	Previous Year
Central Government	0.00	0.00
State Government (Specify)	0.00	0.00
Financial Institutions	0.00	0.00
a) Term Loans	0.00	0.00
b) Interest accrued and due	0.00	0.00
Banks	0.00	0.00
a) Term Loans	0.00	0.00
<b>Total</b>	<b>0.00</b>	<b>0.00</b>



DELHI URBAN SHELTER IMPROVEMENT BOARD  
दिल्ली शहरी आश्रय सुधार बोर्ड

SCHEDULE-5		
UNSECURED LOANS AND BORROWINGS		
Particulars	Current Year	Previous Year
Loan from GNCTD (Before 30.06.2010)	21,43,00,955.00	21,43,00,955.00
Loan from GNCTD (After 30.06.2010)	6,69,28,00,000.00	4,69,28,00,000.00
Loan From In-situ Slum Rehabilitation Centre	2,01,00,00,000.00	0.00
Loan From JNNURM	49,00,00,000.00	0.00
Interest on Loan From GNCTD (After 30.06.2010)	1,65,35,60,000.00	95,10,30,000.00
<b>Total Loan From GNCTD</b>	<b>11,06,06,60,955.00</b>	<b>5,85,81,30,955.00</b>
Loan from JJ Wing	2,34,20,882.00	2,34,20,882.00
<b>Total</b>	<b>11,08,40,81,837.00</b>	<b>5,88,15,51,837.00</b>



DELHI URBAN SHELTER IMPROVEMENT BOARD  
दिल्ली शहरी आश्रय सुधार बोर्ड

SCHEDULE-6 DEFERRED CREDIT		
Particulars	Current Year	Previous Year
Total	0.00	0.00



DELHI URBAN SHELTER IMPROVEMENT BOARD  
दिल्ली शहरी आश्रय सुधार बोर्ड

SCHEDULE-7(A)		
OTHER LIABILITIES		
Particulaurs	Current Year	Previous Year
License Fees (YAP)	4,05,46,160.00	4,05,46,160.00
Registration Money Refundable	-21,79,111.00	-4,85,111.00
<b>Total</b>	<b>3,83,67,049.00</b>	<b>4,00,61,049.00</b>



DELHI URBAN SHELTER IMPROVEMENT BOARD  
दिल्ली शहरी आश्रय सुधार बोर्ड

SCHEDULE-7(B) DEPOSIT RECEIVED		
Particulars	Current Year	Previous Year
Security/EMD	20,02,34,732.31	15,66,62,613.95
Misc. Deposit	4,35,42,171.50	3,88,81,230.50
<b>Total</b>	<b>24,37,76,903.81</b>	<b>19,55,43,844.45</b>



DELHI URBAN SHELTER IMPROVEMENT BOARD  
दिल्ली शहरी आश्रय सुधार बोर्ड

SCHEDULE-7 (C)				
DUTIES & TAXES				
Particulars	Opening Balance as on 01-April-2019	Amount deducted during the year	Amount paid during the year	Closing Balance as on 31-March-2020
TDS Contractor	1,66,219.00	3,12,16,220.00	3,11,76,220.00	2,06,219.00
TDS Employees	-3,27,984.00	6,75,46,594.00	6,75,96,964.00	-3,78,354.00
WC Tax/Sale tax/GST	50,97,477.00	2,71,30,753.00	2,77,27,729.00	45,00,501.00
Labour Cess	-54,61,040.00	1,41,76,490.00	1,41,43,675.00	-54,28,225.00
Court Attachment	-48,404.00	7,17,691.00	6,92,454.00	-23,167.00
Total	-5,73,732.00	14,07,87,748.00	14,13,37,042.00	-11,23,026.00



DELHI URBAN SHELTER IMPROVEMENT BOARD  
दिल्ली शहरी आश्रय सुधार बोर्ड

SCHEDULE-7 (D) DEPOSIT WORKS				
Particulars	Opening Balance as on 01-April-2019	Amount Received during the year	Amount Paid during the year	Closing Balance as on 31-March-2020
Funds provided by M.P.	1,02,48,355.00	0.00	0.00	1,02,48,355.00
Funds provided by MLA	11,33,18,431.00	29,52,26,832.00	10,54,54,040.00	30,30,91,223.00
Fund Provided by ST/SC/OBC/GNCTD	53,26,33,687.00	11,36,51,927.00	21,26,97,539.00	43,35,88,075.00
UIDAI-Aadhar	-4,47,251.00	0.00	0.00	-4,47,251.00
Work on behalf of MOW, GOI	-15,08,19,061.00	0.00	0.00	-15,08,19,061.00
Work on behalf of other Department/Social Welfare Department (TYADB)	-2,60,41,877.00	3,64,250.00	11,84,200.00	-2,68,61,827.00
Work on behalf of MTNL	1,97,699.00	0.00	0.00	1,97,699.00
Fund Provided by Dist Urban Devt Authority (DUDA)	11,72,04,717.00	1,92,24,781.00	19,32,882.00	13,44,96,616.00
Payable to DDA/GNCTD towards cost of land	-9,65,23,443.00	0.00	5,23,30,511.00	-14,88,53,954.00
<b>Total</b>	<b>49,97,71,257.00</b>	<b>42,84,67,790.00</b>	<b>37,35,99,172.00</b>	<b>55,46,39,875.00</b>
Beneficiaries Shares	40,80,88,385.00	21,19,81,156.00	4,93,000.00	61,95,76,541.00
Land Owning Agencies Contribution	2,15,85,94,125.00	10,17,10,630.00	7,24,13,540.00	2,18,78,91,215.00
Fixed Deposit Interest On Unspent Amount of Beneficiaries shares & LOA during the year	28,69,01,239.10	16,92,85,102.00	10,38,66,349.10	35,23,19,992.00
Savings Account Interest On Unspent Amount of Beneficiaries shares & LOA during the year	7,84,432.00	1,50,969.00	0.00	9,35,401.00
<b>Total</b>	<b>2,85,43,68,181.10</b>	<b>48,31,27,857.00</b>	<b>17,67,72,889.10</b>	<b>3,16,07,23,149.00</b>
Works on Behalf of DDA	1,89,74,761.00	0.00	0.00	1,89,74,761.00
Recovery from co-operationalisation	1,67,44,887.00	0.00	0.00	1,67,44,887.00
<b>Total</b>	<b>3,57,19,648.00</b>	<b>0.00</b>	<b>0.00</b>	<b>3,57,19,648.00</b>
Squatter Resettlement Scheme/Interim Peripheral M/o Civil, Horticulture Electrical Work	84,26,43,603.00	0.00	11,67,75,985.00	72,58,67,618.00
Share of Land Owning Agencies under Clearance operation	-63,50,042.00	0.00	0.00	-63,50,042.00
Construction & Management of Night Shelter	5,14,754.00	0.00	0.00	-5,14,754.00
Special Subsidy of state Govt. (for SC beneficiary contribution)	45,00,000.00	0.00	0.00	45,00,000.00
Estate Management Fund - Rehabilitation Scheme	18,00,00,000.00	0.00	0.00	18,00,00,000.00
	-4,84,83,959.00	0.00	2,04,06,519.00	-6,88,90,478.00
<b>Total</b>	<b>97,17,94,848.00</b>	<b>0.00</b>	<b>13,71,82,504.00</b>	<b>83,46,12,344.00</b>
<b>Grand Total</b>	<b>4,36,16,53,934.10</b>	<b>91,15,95,647.00</b>	<b>60,75,54,565.10</b>	<b>4,58,56,95,016.00</b>
<b>NOTE:</b>				
<b>Interest On Unspent Amount of Beneficiaries Share &amp; Land Owning Agency Contribution</b>				
	<b>SIF</b>	<b>LOA</b>	<b>DEMF</b>	<b>TOTAL</b>
<b>a) Opening Balance Of Funds:</b>				
<b>Interest On Unspent Beneficiaries Share &amp; LOA:-</b>				
For the FY 2012-13	0.00	69,975.00	0.00	69,975.00
For the FY 2013-14	1,70,780.00	15,77,953.00	0.00	17,48,733.00
For the FY 2014-15	1,82,93,013.00	9,86,712.00	0.00	1,92,79,725.00
For the FY 2015-16	2,71,94,239.00	2,05,25,260.00	0.00	4,77,19,499.00
For the FY 2016-17	1,69,56,352.00	4,45,25,720.00	11981306.00	7,34,63,378.00
For the FY 2017-18	1,31,17,179.00	5,56,95,519.00	4664118.00	7,34,76,816.00
For the FY 2018-19	2,18,88,102.80	4,98,59,882.30	179560.00	7,19,27,545.10
<b>Total (a)</b>	<b>9,76,19,665.80</b>	<b>17,32,41,021.30</b>	<b>1,68,24,984.00</b>	<b>28,76,85,671.10</b>
<b>b) Addition to the Funds during the year:</b>				
Interest on Unspent Beneficiaries Shares & LOA -Fixed Depos	48921828.00	11,99,24,073.00	0.00	16,88,45,901.00
Savings Account Interest On Unspent Amount of Beneficiaries shares & LOA during the year	0.00	0.00	1,50,969.00	1,50,969.00
<b>Total (b)</b>	<b>4,89,21,828.00</b>	<b>11,99,24,073.00</b>	<b>1,50,969.00</b>	<b>16,89,96,870.00</b>



DELHI URBAN SHELTER IMPROVEMENT BOARD  
दिल्ली शहरी आश्रय सुधार बोर्ड

SCHEDULE-7 (E) RECOVERIES PAYABLE				
Particulars	Opening Balance as on 01-April-2019	Amount deducted during the year	Amount paid during the year	Closing Balance as on 31-March-2020
House Rent Recovery (HRR)	4,73,687.00	10,98,549.00	11,01,009.00	-4,76,147.00
GPF	32,78,610.00	18,80,99,701.00	18,83,15,234.00	30,63,077.00
GIS	-2,38,479.00	81,846.00	81,504.00	-2,38,137.00
BF Scheme	2,06,07,147.00	6,49,200.00	7,62,960.00	2,04,93,387.00
Other Recovery	72,123.00	18,50,61,068.00	22,39,092.00	18,28,94,099.00
DDA Medical Scheme	70,900.00	48,81,948.00	49,52,848.00	0.00
New Pension Scheme	-87,02,184.00	1,00,00,405.00	1,38,39,382.00	-1,25,41,161.00
Cash Settlement	51,66,155.00	0.00	0.00	51,66,155.00
Society (DUSIB)	-12,488.00	1,02,30,699.00	1,05,52,199.00	-3,33,988.00
Water Recovery	0.00	2,205.00	2,205.00	0.00
<b>Total</b>	<b>1,97,68,097.00</b>	<b>40,01,05,621.00</b>	<b>22,18,46,433.00</b>	<b>19,80,27,285.00</b>
<b>Total (Schedule-7)</b>	<b>4,61,64,53,192.55</b>			<b>5,06,47,43,227.81</b>



**DELHI URBAN SHELTER IMPROVEMENT BOARD**  
दिल्ली शहरी आश्रय सुधार बोर्ड  
Schedule-8  
Fixed Assets

Particulars	Rate	Gross Block			Depreciation			Net Block			
		As at beginning of the year	Addition during the year	Deletions during the year	As at the end of the year	As at the beginning of the year	During the year	Deduction during the year	At the year end	As on 31.03.2020	As on 31.03.2019
Land	0.00%	42,31,58,751.00	0.00	0.00	42,31,58,751.00	0.00	0.00	0.00	0.00	42,31,58,751.00	42,31,58,751.00
Dustbin & Dhalaos	20.00%	82,22,50,403.36	0.00	0.00	82,22,50,403.36	67,56,79,737.84	2,93,14,133.11	0.00	70,49,33,870.95	11,72,56,532.41	14,65,70,665.53
CTCs (Conventional)	20.00%	7,86,40,528.02	0.00	0.00	7,86,40,528.02	6,54,46,836.77	26,38,738.25	0.00	6,80,35,575.02	1,05,54,953.00	1,31,93,691.25
CTCs (VAP)	20.00%	16,21,13,516.85	0.00	0.00	16,21,13,516.85	13,45,15,381.96	54,39,626.98	0.00	14,03,55,068.94	2,17,58,507.91	2,71,98,134.89
Pre fab JSCs	20.00%	1,12,73,000.20	0.00	0.00	1,12,73,000.20	93,81,704.61	3,78,259.12	0.00	97,59,963.73	15,13,036.48	18,91,295.59
MTVs	20.00%	2,29,018.47	0.00	0.00	2,29,018.47	1,90,595.55	7,684.58	0.00	1,98,280.13	30,738.34	33,422.92
MTVs (VAP)	20.00%	1,11,19,744.19	0.00	0.00	1,11,19,744.19	92,54,160.69	3,73,116.70	0.00	96,27,777.39	14,92,466.80	18,65,583.50
Sewer Treatment Plant (VAP)	20.00%	3,27,87,376.69	0.00	0.00	3,27,87,376.69	2,72,86,567.69	11,00,161.80	0.00	2,83,36,729.49	44,00,647.21	55,00,809.01
Sanitation Equipments (VAP)	20.00%	25,15,198.53	0.00	0.00	25,15,198.53	20,93,218.24	84,396.06	0.00	21,77,674.30	3,37,584.25	4,21,980.29
Lavatory Blocks & Urinals	20.00%	17,30,617.67	0.00	0.00	17,30,617.67	14,40,268.20	58,069.89	0.00	14,39,338.10	2,32,779.57	2,90,349.46
Roads, Streets, Lanes	20.00%	19,88,33,276.16	0.00	0.00	19,88,33,276.16	16,54,74,587.94	66,71,737.64	0.00	17,21,46,325.59	2,66,86,950.56	3,33,58,688.22
Structural repair & Maintenance of Slum Katra	20.00%	4,96,93,282.05	0.00	0.00	4,96,93,282.05	4,11,56,132.78	16,67,429.85	0.00	4,30,25,917.67	66,59,719.41	83,37,149.27
Development of Sewerage	20.00%	2,60,67,879.19	0.00	0.00	2,60,67,879.19	2,16,94,414.79	8,74,692.88	0.00	2,25,59,117.67	34,98,771.52	43,73,464.40
Drainage	20.00%	1,33,03,562.83	0.00	0.00	1,33,03,562.83	1,11,71,593.36	4,46,393.49	0.00	1,15,17,968.85	17,35,573.96	22,31,967.47
Shishu vatika	10.00%	5,62,42,721.67	0.00	0.00	5,62,42,721.67	3,20,32,074.19	24,21,064.75	0.00	3,44,53,138.94	2,17,89,582.73	2,42,10,647.48
Building	1.61%	1,52,50,75,659.10	0.00	0.00	1,52,50,75,659.10	19,06,76,262.91	2,14,83,830.28	0.00	21,21,50,053.19	1,31,29,15,565.91	1,33,43,99,396.19
Building District Center	1.61%	24,15,102.17	0.00	0.00	24,15,102.17	2,94,089.84	34,148.30	0.00	3,28,228.14	20,36,864.05	21,21,012.33
CWIP- Building School	1.61%	11,58,147.72	0.00	0.00	11,58,147.72	1,41,029.01	16,375.61	0.00	1,57,404.62	10,00,743.10	10,17,118.71
Electrical Cables	7.07%	0.00	0.00	0.00	0.00	0.00	0.00	0.00	0.00	0.00	0.00
Computers	15.50%	3,56,45,513.10	3,06,383.00	500.00	3,59,51,396.10	2,25,04,291.73	20,22,301.18	0.00	2,49,26,552.91	1,10,24,803.20	1,27,41,221.37
Furniture, Fixtures & Office Equipments	9.50%	1,53,50,620.52	1,44,003.00	0.00	1,54,94,623.52	36,49,008.70	8,40,333.41	0.00	74,39,121.11	30,35,281.41	87,01,611.82
Lamp Post & Luminary Fittings	10.00%	6,41,749.02	0.00	0.00	6,41,749.02	3,65,497.10	27,625.19	0.00	3,33,122.29	2,48,626.72	2,76,251.92
Books	100.00%	22,56,129.00	4,30,600.00	10,743.00	26,75,986.00	4,19,857.00	4,19,857.00	0.00	26,75,386.00	0.00	0.00
Plants & Machinery	4.75%	1,55,74,557.96	0.00	0.00	1,55,74,557.96	48,71,722.20	5,08,384.70	0.00	53,80,136.90	1,31,34,451.06	1,07,02,835.76
Vehicles	10.00%	89,60,525.61	0.00	0.00	89,60,525.61	14,58,602.85	4,50,192.28	0.00	49,28,735.13	40,31,730.48	45,01,922.75
Developments of Site	2.00%	10,74,05,825.00	0.00	0.00	10,74,05,825.00	0.00	0.00	0.00	0.00	10,74,05,825.00	10,74,05,825.00
Environmental Improvement in Slum	20.00%	2,02,39,758.34	0.00	0.00	2,02,39,758.34	1,38,44,090.35	6,79,133.60	0.00	1,75,23,723.95	27,16,534.39	33,95,667.98
Slum Katra Repair/Renewal Programme	20.00%	1,86,17,372.89	0.00	0.00	1,86,17,372.89	1,31,00,093.07	5,03,455.97	0.00	1,66,33,149.04	20,13,823.85	25,17,279.83
Construction & Management of Night Shelter	1.61%	1,04,14,113.06	0.00	0.00	1,04,14,113.06	34,94,317.75	1,11,408.70	0.00	36,25,726.45	58,28,386.61	69,19,795.32
Jan Suvidha Complexes	20.00%	1,56,88,092.07	0.00	0.00	1,56,88,092.07	1,44,03,202.00	2,56,978.01	0.00	1,46,50,300.01	10,27,912.06	12,84,890.06
Kendra OR Adg. Built up Facilities of C/Halls,	1.61%	43,60,099.68	0.00	0.00	43,60,099.68	5,30,934.48	61,645.56	0.00	5,32,134.04	37,37,515.63	38,29,165.19
Construction of Flats at Mata Sundari Road	1.61%	15,17,049.24	0.00	0.00	15,17,049.24	1,84,732.88	21,450.29	0.00	2,06,133.17	13,10,866.07	13,52,316.36
Shishu Vatikas /Common spaces	20.00%	30,69,107.20	0.00	0.00	30,69,107.20	25,54,196.46	1,02,982.15	0.00	26,57,788.60	4,11,928.60	5,14,910.74
Centrally Assisted Slum Development	20.00%	18,12,50,580.48	0.00	0.00	18,12,50,580.48	15,38,41,779.09	60,81,760.28	0.00	15,69,23,339.37	2,45,27,041.11	3,04,08,801.39
C/o Houses Under JNNURM	20.00%	0.00	0.00	0.00	0.00	0.00	0.00	0.00	0.00	0.00	0.00
TOTAL(A)		3,85,95,98,879.04	8,80,986.00	11,243.00	3,86,04,68,622.04	1,63,48,87,256.03	8,50,97,371.61	0.00	1,71,99,84,527.63	2,14,04,33,994.41	2,22,47,11,623.01



**DELHI URBAN SHELTER IMPROVEMENT BOARD**  
**दिल्ली शहरी आश्रय सुधार बोर्ड**  
 Schedule-3  
 Fixed Assets

Capital Grant Assets		Rate	Gross Block			Depreciation			Net Block		
Particulars	As at beginning of the year		Addition during the year	Deletions during the year	As at the beginning of the year	During the year	Deduction during the year	At the year end	As on 31.03.2020	As on 31.03.2019	
Environmental Improvement in Urban Slum	20.00%	63,22,74,666.00	8,10,06,498.00	0.00	71,32,81,164.00	42,16,70,972.68	5,83,22,038.26	0.00	47,99,93,010.94	23,32,88,153.05	21,06,03,693.32
Slum Katra Repair/Renewal Programme	20.00%	18,43,40,461.00	1,93,05,492.00	0.00	20,36,45,953.00	10,86,45,193.22	1,90,00,151.96	0.00	12,76,45,345.18	7,60,00,607.83	7,56,93,267.79
Construction & Management of Night Shelter	1.61%	75,28,82,604.48	58,76,256.00	0.00	75,87,58,860.48	4,95,71,897.23	1,14,11,470.11	0.00	6,13,83,367.34	69,73,75,493.14	70,29,10,707.25
Const of pay & use Jan Suvridha Complex	20.00%	1,48,76,70,877.01	8,35,19,627.00	0.00	1,57,11,90,504.01	65,26,24,208.63	18,37,13,259.07	0.00	83,63,37,467.71	73,48,53,036.30	83,50,46,668.37
Const of Com Hall/Basti Vikas Kendra	1.61%	28,82,40,157.99	2,55,10,292.00	0.00	31,37,50,449.99	1,56,70,979.49	47,59,079.48	0.00	2,04,70,058.97	29,32,80,391.02	27,25,59,178.50
Improvement of services in SBS Pocket	1.61%	0.00	2,14,46,576.00	0.00	2,14,46,576.00	0.00	3,45,289.82	0.00	3,45,289.82	2,11,01,286.13	0.00
Shishu Vatikas / Common spaces in JJ Clusters	20.00%	10,36,20,837.00	2,43,77,249.00	0.00	12,79,98,086.00	5,13,68,350.89	1,53,25,947.02	0.00	6,66,94,297.91	6,13,03,788.09	5,22,52,486.11
Centrally Assisted Slum Development Programme	20.00%	10,18,641.00	0.00	0.00	-0,18,641.00	2,03,728.20	1,62,982.56	0.00	3,66,710.76	6,51,930.24	8,14,912.80
C/O Houses under JNNURM	20.00%	8,81,27,08,602.00	9,22,87,252.00	0.00	8,90,49,95,854.00	6,04,06,57,484.00	57,29,67,674.00	0.00	6,51,30,45,158.00	2,29,19,50,696.00	2,77,26,51,118.00
Rajiv Awas Yojna	20.00%	2,25,53,578.00	0.00	0.00	2,25,53,578.00	1,35,81,112.78	17,64,493.04	0.00	1,53,75,605.82	71,77,972.19	89,72,465.22
Trans Yamuna Area Development Board	1.61%	10,83,99,676.00	2,27,50,794.00	0.00	13,11,50,470.00	75,13,994.94	19,50,547.25	0.00	95,04,542.19	12,16,45,927.80	10,08,83,681.05
GIA to Existing Infra. of DUSIB	20.00%	40,16,10,590.99	4,87,99,752.00	0.00	45,04,10,342.99	1,97,32,960.16	69,33,905.85	0.00	2,66,66,866.03	42,37,43,476.97	38,18,77,630.83
Swachh Bharat Mission	20.00%	7,93,60,942.00	25,33,030.00	0.00	8,18,93,972.00	2,60,73,039.23	1,11,64,186.55	0.00	3,72,37,225.78	4,46,56,746.22	5,32,87,902.77
National Urban Livelihood Mission	20.00%	5,54,43,107.00	3,57,76,595.00	0.00	9,12,19,702.00	1,65,81,656.92	1,49,27,609.02	0.00	3,15,09,265.94	5,97,10,436.06	3,88,51,450.08
PMAY Housing For All	20.00%	12,86,728.00	10,38,400.00	0.00	33,25,128.00	2,57,345.00	4,13,556.48	0.00	6,70,902.08	16,54,225.92	10,29,382.40
<b>Total (B)</b>		<b>12,93,14,11,468.46</b>	<b>46,42,27,813.00</b>	<b>0.00</b>	<b>13,39,56,39,281.46</b>	<b>7,42,35,52,923.98</b>	<b>90,32,52,190.53</b>	<b>0.00</b>	<b>8,32,72,45,114.52</b>	<b>5,06,83,594,166.96</b>	<b>5,50,74,58,542.49</b>
<b>DUSIB (A)+(B)</b>		<b>16,79,10,10,347.51</b>	<b>46,51,08,799.00</b>	<b>0.00</b>	<b>17,25,61,07,903.51</b>	<b>9,05,88,40,180.01</b>	<b>98,83,89,562.14</b>	<b>0.00</b>	<b>10,04,72,29,742.16</b>	<b>7,20,88,78,161.37</b>	<b>7,73,21,70,167.50</b>



DELHI URBAN SHELTER IMPROVEMENT BOARD  
दिल्ली शहरी आश्रय सुधार बोर्ड

SCHEDULE-10		
INVESTMENTS OTHERS		
Particulars	Current Year	Previous Year
Non Plan (HQ) FDR	1,10,70,65,200.00	1,48,71,80,071.00
Interest Accrued (Non Plan)	6,45,71,650.00	4,97,31,918.00
Plan(HQ) FDR	5,78,56,99,567.00	3,58,83,35,642.00
Interest Accrued (Plan)	48,83,39,647.00	30,43,45,873.60
<b>Total</b>	<b>7,44,56,79,064.00</b>	<b>5,42,95,93,504.60</b>



DELHI URBAN SHELTER IMPROVEMENT BOARD  
दिल्ली शहरी आश्रय सुधार बोर्ड

SCHEDULE-9 INVESTMENTS FROM EARMARKED/ENDOWMENT FUNDS		
Particulars	Current Year	Previous Year
GPF Fund FDR	0.00	0.00
Accrued Interest	0.00	0.00
<b>Total</b>	<b>0.00</b>	<b>0.00</b>



DELHI URBAN SHELTER IMPROVEMENT BOARD  
दिल्ली शहरी आश्रय सुधार बोर्ड

SCHEDULE-11		
CURRENT ASSETS, LOANS, ADVANCES ETC		
Particulars	Current Year	Previous Year
<b>CURRENT ASSETS</b>		
Hire Purchase Installments	-14,79,54,538.49	6,26,36,530.51
<b>Sundry Debtors:</b>		
Debtors of Commercial Properties	12,40,72,999.00	12,40,72,999.00
Debtors of Residential Properties	9,69,590.00	9,69,590.00
<b>Cash-in-hand &amp; Bank Balance (as per Cash Book)</b>		
Bank Adjustment	3,05,10,55,731.48	3,16,30,44,191.78
Embezzlement	6,59,74,249.05	6,59,74,249.05
Personal Ledger Account	35,70,86,550.70	35,70,86,550.70
	7,21,97,730.00	10,56,93,948.00
<b>Deduction from Employees Salary</b>		
Conveyance Advance	-5,01,395.00	-5,01,395.00
Festival Advance	-11,53,081.00	-11,51,281.00
House Building Advance	-34,95,899.00	-33,94,299.00
Imprest	38,494.00	36,500.00
Temporary Advance	4,500.00	4,500.00
<b>Total</b>	<b>3,51,82,94,930.74</b>	<b>3,87,44,72,084.04</b>
<b>LOANS, ADVANCES AND OTHER ASSETS</b>		
Misc. Advances	9,166.00	9,166.00
Material Advances	64,23,123.00	64,23,123.00
Advance to NGO's	76,47,149.00	76,47,149.00
Loan to MCD	1,07,72,071.00	1,07,72,071.00
Recoverable From Canara Bank	0.00	26,60,366.00
<b>Total</b>	<b>2,48,51,509.00</b>	<b>2,75,11,875.00</b>
<b>Grand Total</b>	<b>3,54,31,46,439.74</b>	<b>3,90,19,83,959.04</b>




DELHI URBAN SHELTER IMPROVEMENT BOARD  
दिल्ली शहरी आश्रय सुधार बोर्ड

SCHEDULE-12 INCOME FROM SALES/SERVICE		
Particulars	Current year	Prevoius Year
Income from sales		
Sale of Finished Goods	0.00	0.00
Sale of Raw Material	0.00	0.00
Sale of Scraps	0.00	0.00
Income from Services		
Labour and Processing Charges	0.00	0.00
Professional/Consultancy Service	0.00	0.00
Agency Commission and Brokerage	0.00	0.00
Maintenance Services (Equipment/Property)	0.00	0.00
Others (Specify)	0.00	0.00
<b>Total</b>	<b>0.00</b>	<b>0.00</b>



DELHI URBAN SHELTER IMPROVEMENT BOARD  
दिल्ली शहरी आश्रय सुधार बोर्ड

SCHEDULE-13 FEES AND SUBSCRIPTION		
Particulars	Current year	Prevoius Year
Licence fee from Institutional Allotment	5,80,74,091.23	10,17,07,755.40
Licence fee + Booking charges from Community Halls	2,22,91,937.00	2,36,76,752.00
Rent from Chunks/Vacant Land	12,45,03,996.00	13,74,29,233.00
Damages of properties other than Walled city	1,89,25,250.00	20,64,059.00
Ground Rent	14,95,18,617.18	3,89,51,842.99
Recovery for Water Charges	0.00	7,560.00
Conversion of JJR Plots/Colonies into Freehold	1,16,633.00	47,993.00
Receipt from OCM	21,29,930.00	23,05,890.00
<b>Total</b>	<b>37,55,60,454.41</b>	<b>30,61,91,085.39</b>




DELHI URBAN SHELTER IMPROVEMENT BOARD  
दिल्ली शहरी आश्रय सुधार बोर्ड

SCHEDULE-13 A		
GRANT FROM GNCTD (WAYS & MEANS)		
Particulars	Current year	Prevoius Year
Grant from GNCTD (Ways & Means)	0.00	0.00
Total	0.00	0.00



DELHI URBAN SHELTER IMPROVEMENT BOARD  
दिल्ली शहरी आश्रय सुधार बोर्ड

SCHEDULE-14		
INCOME FROM INVESTMENTS		
Particulars	Current year	Prevoius Year
(Income on Invest. from Earmarked/Endowment Funds transferred to Funds)	0.00	0.00
Interest	0.00	0.00
On Govt. Securities	0.00	0.00
Other Bonds/Debentures	0.00	0.00
Interest on Non Plan FDR	2,37,62,599.93	2,88,46,618.00
Accrued Interest on Non Plan FDR	6,45,74,650.00	4,97,31,918.00
Dividends:	0.00	0.00
On Shares	0.00	0.00
On Mutual Fund Securities	0.00	0.00
Rents	0.00	0.00
Others (Specify)	0.00	0.00
<b>Total</b>	<b>8,83,37,249.93</b>	<b>7,85,78,536.00</b>
TRANSFERRED TO EARMARKED/ENDOWMENT FUNDS		



DELHI URBAN SHELTER IMPROVEMENT BOARD  
दिल्ली शहरी आश्रय सुधार बोर्ड

SCHEDULE - 15 INCOME FROM ROYALTY, PUBLICATION ETC.		
Particulars	Current year	Prevoius Year
Income from Royalty	0.00	0.00
Income from Publications	0.00	0.00
Others (specify)	0.00	0.00
Total	0.00	0.00



DELHI URBAN SHELTER IMPROVEMENT BOARD  
दिल्ली शहरी आश्रय सुधार बोर्ड

SCHEDULE - 16		
INTEREST EARNED		
Particulars	Current year	Prevoius Year
Interest on Savings Bank Account	1,31,24,396.00	2,47,95,188.00
Other Interest (Outstanding Dues etc.)	49,278.00	61,84,425.00
Interest on Flexi Deposit Account	1,216.00	0.00
<b>Total</b>	<b>1,31,74,890.00</b>	<b>3,09,79,613.00</b>



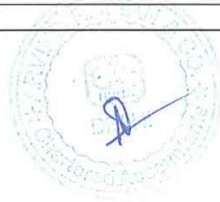
DELHI URBAN SHELTER IMPROVEMENT BOARD  
दिल्ली शहरी आश्रय सुधार बोर्ड

SCHEDULE-17 OTHER INCOME		
Particulars	Current year	Prevoius Year
Sale of Tender Forms	17,61,130.00	25,98,820.00
Forfeiture of E.M.D.	9,48,642.00	1,92,938.00
Maintenance charges of JSC (JAN SUVIDHA COMPLEXES)	3,77,084.00	2,08,704.00
Cleaning Charges & Other Misc. Receipts	7,15,853.00	5,26,819.00
Right to Information Act	12,282.00	27,274.00
Departmental Charges	6,32,73,567.00	7,05,62,474.00
Liquidation of Stalls/Shops under S.C.P	6,55,904.00	3,73,800.00
Liquidation of Commercial Plots	20,480.00	0.00
Liquidation Of Tenements	56,56,032.00	89,59,348.00
Parking Fee	3,09,50,331.00	0.00
Liquidation of Institutional Plots	3,59,48,879.00	3,63,04,089.00
Medical Contribution	1,11,71,563.00	70,03,384.00
Other Income	82,38,011.00	1,56,26,565.36
Dairy Farm Receipts (Premium)	7,38,020.00	7,81,701.00
House Rent Recovery	7,53,826.00	12,08,155.00
<b>Total</b>	<b>16,12,21,604.00</b>	<b>14,43,74,071.36</b>



DELHI URBAN SHELTER IMPROVEMENT BOARD  
दिल्ली शहरी आश्रय सुधार बोर्ड

SCHEDULE-18			
INCREASE/(DECREASE) IN STOCK OF FINISHED GOODS & WORK-IN-PROGRESS			
Particulars	Current year		Prevoius Year
Closing stock		0.00	0.00
Finished Goods		0.00	0.00
Work in -Progress		0.00	0.00
Less: Opening Stock		0.00	0.00
Finished Goods		0.00	0.00
Work in -Progress		0.00	0.00
NET INCREASE/(DECREASE) [a-b]		0.00	0.00



DELHI URBAN SHELTER IMPROVEMENT BOARD  
दिल्ली शहरी आश्रय सुधार बोर्ड

SCHEDULE-19		
ESTABLISHMENT EXPENSES		
Particulars	Current year	Prevoius Year
<b>Salaries and Wages</b>		
<b>Admistration and Collection:</b>		
Pay & Allowances to Officers & Staff	33,97,54,440.00	36,14,42,787.00
Pension, Leave Salary & PF Contribution	3,10,97,914.00	2,40,66,657.00
Other Allowances (TA,LTC,CEA,etc)	71,78,382.00	78,39,804.00
Overtime Allowances	0.00	62,996.00
Fee to Consultants	31,36,736.00	29,09,067.00
<b>Total</b>	<b>38,11,67,472.00</b>	<b>39,63,21,311.00</b>
<b>Execution &amp; Planning:</b>		
Pay & Allowances to Officers & Staff	61,72,69,085.00	66,10,38,620.00
Pension, Leave Salary & PF Contribution	3,89,65,155.00	5,35,26,719.00
Other Allowances (TA,LTC,CEA,etc)	56,78,473.00	1,07,82,352.00
Overtime Allowances	0.00	2,13,992.00
<b>Total</b>	<b>66,19,12,713.00</b>	<b>72,55,61,683.00</b>
<b>Other Establishment Expenses:</b>		
Other.Terminal & Retirement Benefits	20,84,92,528.00	14,93,85,600.00
Ex-Gratia	58,04,995.00	70,85,877.00
Medical Reimbursement	4,56,84,721.00	4,76,08,175.00
Pension	45,48,29,721.00	37,18,74,570.00
Wages of DEO/Programmer & Digitalization in DUSIB	3,26,17,041.00	3,02,94,308.00
NPS Employer's Contribution	1,19,92,880.00	57,98,890.00
Deposit Link Insurance	1,20,000.00	4,00,000.00
<b>Total</b>	<b>75,95,41,886.00</b>	<b>61,24,47,420.00</b>
<b>Grand Total</b>	<b>1,80,26,22,071.00</b>	<b>1,73,43,30,414.00</b>



DELHI URBAN SHELTER IMPROVEMENT BOARD  
दिल्ली शहरी आश्रय सुधार बोर्ड

SCHEDULE-20		
ADMINISTRATIVE EXPENSES		
Particulars	Current year	Prevoius Year
<b>ADMINISTRATION &amp; COLLECTION</b>		
Store & Stationery	51,11,916.00	30,26,738.00
Uniforms	21,870.00	57,224.00
Telephones	27,32,992.00	21,93,811.00
Fuel & Misc.	50,39,704.00	42,13,435.00
Water Charges	2,013.00	28,941.00
Electricity	99,892.00	1,91,307.00
<b>EXECUTION &amp; PLANNING</b>		
Store & Stationery	78,283.00	1,71,180.00
Uniforms	13,55,000.00	34,89,251.00
Telephones	10,19,816.00	10,19,699.00
Electricity	1,02,96,901.00	1,02,32,251.00
Fuel & Misc.	63,05,670.00	76,95,554.00
Water Charges	11,04,730.00	59,38,04,583.00
<b>Other Administrative Expenses</b>		
M/o Office Building & Zonal Office Building	25,23,849.00	15,71,631.00
M/o Staff Quarters	29,692.00	34,751.00
Maintenance of Auto Work Shop i.e. Repair of Vehicles	22,10,983.00	24,93,463.00
Office Space in Habitate Centre	20,86,819.00	39,75,740.00
Provision to Meet out Unforseen Eventualities in JJ Basties/Slum of Delhi and Various projects of Slum & JJ Deptt and Short fall in pension fund	2,38,553.00	3,88,202.00
Watch & Ward of Assets of DUSIB	6,24,607.00	3,80,674.00
Management & M/o Assets created out off Plan/Lottory Fund/Haz Manzil etc.	0.00	2,91,498.00
Stationery & M/o Computer Cell	13,94,485.00	10,76,442.00
Resource Mobilisation	1,44,813.00	0.00
Research Studies,Data Collection & Evaluation through Prof./NGOs/GAs	1,64,532.00	0.00
Staff Welfare Activities/Recreation /Sports /Cultural	2,44,000.00	1,80,000.00
Publicity Programme for Educating Slum Dwellers	9,81,159.00	15,21,035.00
Digitalisation of DUSIB	11,10,041.00	11,34,179.00
<b>Total</b>	<b>4,49,22,320.00</b>	<b>63,91,21,589.00</b>



DELHI URBAN SHELTER IMPROVEMENT BOARD  
दिल्ली शहरी आश्रय सुधार बोर्ड

SCHEDULE-21 FINANCE COST		
Particulars	Current year	Prevoius Year
Refund of Interest - Slum Tenements Registration Scheme	31,31,241.00	12,69,677.00
Interest on GPF	9,41,55,540.00	9,52,43,162.00
Interest on Loan From GNCTD (After 30.06.2010)	70,25,30,000.00	37,25,30,000.00
Intt Paid to LOA	6,89,78,972.00	0.00
<b>Total</b>	<b>86,87,95,753.00</b>	<b>46,90,42,839.00</b>



DELHI URBAN SHELTER IMPROVEMENT BOARD  
दिल्ली शहरी आश्रय सुधार बोर्ड

Receipts and Payments  
DELHI URBAN SHELTER IMPROVEMENT BOARD  
1-Apr-2019 to 31-Mar-2020

Particular	Current Year	Previous Year	Particular	Current Year	Previous Year
<b>Opening Balance</b>			<b>Fixed Assets</b>	869743.00	3583902.00
Bank Balance	3163044191.78	2435194084.08	<b>Grant</b>		
<b>Grant</b>			Grant (Capital)	464227813.00	517147379.32
Grant (Capital)	613432000.00	2804134000.00	Grant (Revenue)	1158817474.00	1103831316.68
Grant (Revenue)	1065000000.00	1314500000.00	Grant (Refund)	0.00	0.00
<b>Current Liabilities</b>			<b>Current Liabilities</b>		
Duties & Taxes	140787748.00	138063705.00	Duties & Taxes	141337042.00	140475500.00
Deposits Received (Including STD Deposit)	4873430695.57	1127194625.95	Deposits Received (Including STD Deposit)	6312414883.28	2673561661.00
Deposit Works	742159576.00	780436809.00	Deposit Works	583688216.00	175216111.00
Recoveries Payable	400103416.00	222342711.00	Other Liabilities	1694000.00	555000.00
<b>Current Assets</b>			Recoveries Payable	221844228.00	218222488.00
Hire Purchase Installments	210591069.00	64817323.00	<b>Current Assets</b>		
Personal Ledger Account	5134942872.00	5288666174.00	Personal Ledger Account	5101446654.00	5248869593.00
Loans & Advances (Asset)	1669594.00	3602571.00	Loans & Advances (Asset)	1568188.00	3025522.00
<b>Indirect Incomes</b>			<b>Indirect Incomes</b>		
Fee And Subscription	375811502.41	306374281.39	Fees And Subscription	251048.00	190756.00
Interest Earned	49278.00	6184425.00	Other Income	1725090.00	714512.00
Other Income	162946694.00	145088583.36	<b>Indirect Expenses</b>		
<b>Indirect Expenses</b>			Administrative Expenses	44922320.00	639114029.00
Finance Cost	0.00	0.00	Establishment Expenses	1802622071.00	1734330414.00
<b>Earmarked Funds</b>			Finance Cost	72110213.00	1269677.00
Benevolent Fund	619652.00	696500.00	<b>Earmarked Funds</b>		
GIS Deposit Fund	67399.00	98483.00	Benevolent Fund	1090000.00	410000.00
GPF Fund (Inc. Interest)	178351730.00	204700478.00	GPF Deposit Link Insurance	0.00	0.00
Pension Fund	57380185.00	67299901.00	GPF Fund (Inc. Interest)	345302098.00	279386920.00
NPS Employees Contribution	3838977.00	5798890.00	GIS deposit Fund	150000.00	150000.00
NPS Employer Contribution	3838977.00	5798890.00	NPS Employees Contribution	8935864.00	8946731.00
<b>Unsecured Loan &amp; Borrowings</b>			NPS Employer Contribution	11992880.00	8946731.00
Loan from GNCTD	2200000000.00	1000000000.00	<b>Closing Balance</b>		
			Bank Accounts	3051055731.48	3163044191.78
<b>Total</b>	<b>19328065556.76</b>	<b>15920992434.78</b>	<b>Total</b>	<b>19328065556.76</b>	<b>15920992434.78</b>

DELHI URBAN SHELTER IMPROVEMENT BOARD  
दिल्ली शहरी आश्रय सुधार बोर्ड

TRIAL BALANCE				
DELHI URBAN SHELTER IMPROVEMENT BOARD				
1-Apr-2019 to 31-Mar-2020				
	Opening Balance	Transactions		Closing Balance
		Debit	Credit	
<b>SCHEDULE-1</b>				
<b>CAPITAL/CORPUS FUND</b>				
Capital Assets Reserves	5507535182.47	903292190.53	464227813.00	5068470804.94
Corpus/Capital Fund	-4769472521.73	2163143317.27	0.00	-6932615839.00
<b>TOTAL SCHEDULE-1</b>	<b>738062660.74</b>	<b>3066435507.80</b>	<b>464227813.00</b>	<b>-1864145034.06</b>
<b>SCHEDULE-2</b>				
<b>CAPITAL GRANT</b>				
Environmental Improvement in Urban Slum	74364479.00	81006498.00	15000000.00	8357981.00
Slum Katra Repair/Renewal Programme	6886464.00	19305492.00	20000000.00	7580972.00
Construction & Management of Night Shelter	26894324.52	5876256.00	50000000.00	71018068.52
Const of pay & use Jan Suvidha Complex	0.00	83519627.00	250000000.00	166480373.00
Const of Com Hall/Basti Vikas Kendra	35530406.00	25510292.00	50000000.00	60020114.00
Trans Yamuna Area Development Board	49770324.00	22750794.00	38345000.00	65364530.00
Shishu Vatika/Common space in JJ Cluster	18882262.00	24377249.00	30000000.00	24505013.00
C/o Houses under JNNURM	402171215.00	392287252.00	0.00	9883963.00
Improvement in Services in SRS Pocket	0.00	21446576.00	28783000.00	7336424.00
Isolation Home For Vector Borne Disease	0.00	0.00	30000000.00	30000000.00
Rajiv Awas Yojna	1221917.00	0.00	0.00	1221917.00
GIA to Existing Infrastructure of DUSIB	4639409.00	48799752.00	50000000.00	5839657.00
Swachh Bharat Mission	40639058.00	2533030.00	0.00	38106028.00
National Urban Livelihood Mission	-5443107.00	35776595.00	51204000.00	9984298.00
PMAY Housing for All	1213272.00	1038400.00	100000.00	274872.00
In-Situ Slum Rehabilitation Scheme	1998941359.00	1998941359.00	0.00	0.00
<b>TOTAL</b>	<b>2655711382.52</b>	<b>2763169172.00</b>	<b>613432000.00</b>	<b>505974210.52</b>
<b>REVENUE GRANT</b>				
Environmental Improvement in Urban Slum	222960123.00	331575626.00	165000000.00	56384497.00
Slum Katra Repair/Renewal Programme	0.00	10957466.00	20000000.00	9042534.00
Construction & Management of Night Shelter	51888036.48	184254208.00	150000000.00	17633828.48
Const of pay & use Jan Suvidha Complex	44310378.00	582340182.00	680000000.00	141970196.00
Const of Com Hall/Basti Vikas Kendra	0.00	34528512.00	40000000.00	5471488.00
Improvement of services in SRS pocket	20000.00	0.00	0.00	20000.00
Shishu Vatika/Common space in JJ Cluster	0.00	10000000.00	10000000.00	0.00
In-Situ Slum Rehabilitation Scheme	9047284.00	6220121.00	0.00	2827163.00
<b>TOTAL</b>	<b>328225821.48</b>	<b>1159876115.00</b>	<b>1065000000.00</b>	<b>233349706.48</b>
<b>INTEREST ON UNSPENT GRANT</b>	<b>920810600.50</b>	<b>200479524.50</b>	<b>559654887.00</b>	<b>1279985963.00</b>
<b>TOTAL SCHEDULE-2</b>	<b>3904747804.50</b>	<b>4123524811.50</b>	<b>2238086887.00</b>	<b>2019309880.00</b>
<b>SCHEDULE-3</b>				
<b>EARMARKED FUNDS</b>				
GPF Fund (Including Interest)	1630191368.36	345302098.00	272507270.00	1557396540.36
NPS Employees Contribution	-3838977.00	8935864.00	3838977.00	-8935864.00
NPS Employer Contribution	-3838977.00	11992880.00	3838977.00	-11992880.00
Interest Payable on GPF	0.00	94155540.00	94155540.00	0.00
Benevolent Fund	-4237973.00	1090000.00	619652.00	-4708321.00
GIS Deposit Fund	461140.00	150000.00	67399.00	378539.00
Pension Fund	315912487.00	0.00	57380185.00	373292672.00
GPF Deposit Link Insurance	-11716932.00	0.00	0.00	-11716932.00
<b>TOTAL SCHEDULE-3</b>	<b>1922932136.36</b>	<b>461626382.00</b>	<b>432408000.00</b>	<b>1893713754.36</b>
<b>SCHEDULE-5</b>				
<b>UNSECURED LOAN &amp; BORROWINGS</b>				
Loan from GNCTD(Before 30.06.2010)	214300955.00	0.00	0.00	214300955.00
Loan from GNCTD(After 30.06.2010)	4692800000.00	0.00	2000000000.00	6692800000.00
Loan From In-situ Slum Rehabilitation Scheme	0.00	0.00	2010000000.00	2010000000.00
Loan From JNNURM	0.00	0.00	4900000000.00	4900000000.00
Interest on Loan From GNCTD(After 30.06.2010)	951030000.00	0.00	702530000.00	1653560000.00
Loan from JJ Wing	23420882.00	0.00	0.00	23420882.00
<b>TOTAL SCHEDULE-5</b>	<b>5881551837.00</b>	<b>0.00</b>	<b>5202530000.00</b>	<b>11084081837.00</b>
<b>SCHEDULE-7A</b>				
<b>OTHER LIABILITIES</b>				
Licence Fee YAP	40546160.00	0.00	0.00	40546160.00
Registration Money-Refundable	-485111.00	1694000.00	0.00	-179111.00
<b>TOTAL SCHEDULE-7A</b>	<b>4061049.00</b>	<b>1694000.00</b>	<b>0.00</b>	<b>38367049.00</b>
<b>SCHEDULE-7B</b>				
<b>DEPOSITS RECEIVED</b>				
Misc. Deposit	38881230.50	4221622.00	8882563.00	43542171.50
Security/E.M.D.	156662613.95	240928061.28	284500179.64	200234732.31
S.T.D. Deposit (Classified)	0.00	10800951920.93	10800951920.93	0.00
<b>TOTAL SCHEDULE-7B</b>	<b>195543844.45</b>	<b>11046101604.21</b>	<b>11094334663.57</b>	<b>243776903.81</b>



DELHI URBAN SHELTER IMPROVEMENT BOARD  
दिल्ली शहरी आश्रय सुधार बोर्ड

TRIAL BALANCE				
DELHI URBAN SHELTER IMPROVEMENT BOARD				
1-Apr-2019 to 31-Mar-2020				
	Opening Balance	Transactions		Closing Balance
		Debit	Credit	
<b>SCHEDULE-7C</b>				
<b>DUTIES &amp; TAXES</b>				
TDS Contrator	166219.00	31176220.00	31216220.00	206219.00
TDS Employee	-327984.00	67596964.00	67546594.00	-378354.00
WC Tax/VAT/Sale tax/GST	5097477.00	27727729.00	27130753.00	4500501.00
Labour Cess	-5461040.00	14143675.00	14176490.00	-5428225.00
Court Attachment	-48404.00	692454.00	717691.00	-23167.00
<b>TOTAL SCHEDULE-7C</b>	<b>-573732.00</b>	<b>141337042.00</b>	<b>140787748.00</b>	<b>-1123026.00</b>
<b>SCHEDULE-7D</b>				
<b>DEPOSIT WORKS</b>				
Fund provided by MLA	113318431.00	105454040.00	295226832.00	303091223.00
Fund provided by M.P.	10248355.00	0.00	0.00	10248355.00
Fund provided by SC/ST/OBC/GNCTD	532633687.00	212697539.00	113651927.00	433588075.00
Work on behalf of MTNL	197699.00	0.00	0.00	197699.00
UIDAI-Aadhar	-447251.00	0.00	0.00	-447251.00
Work on behalf of MOW, GOI	-150819061.00	0.00	0.00	-150819061.00
Work on behalf of other Department/Social welfare department	-26041877.00	1184200.00	364250.00	-26861827.00
<b>TOTAL</b>	<b>479089983.00</b>	<b>319335779.00</b>	<b>409243009.00</b>	<b>568997213.00</b>
Land Owning Agencies Contribution	2158594125.00	72413540.00	101710630.00	2187891215.00
Beneficiaries Share	408088385.00	493000.00	211981156.00	619576541.00
Interest on Unspent Beneficiaries Share & LOA	287685671.10	103866349.10	169436071.00	353255393.00
<b>TOTAL</b>	<b>2854368181.10</b>	<b>176772889.10</b>	<b>483127857.00</b>	<b>3160723149.00</b>
Works on Behalf of DDA	18974761.00	0.00	0.00	18974761.00
Recovery from co-operationalisation	16744887.00	0.00	0.00	16744887.00
<b>TOTAL</b>	<b>35719648.00</b>	<b>0.00</b>	<b>0.00</b>	<b>35719648.00</b>
Share of Land owning Agencies under Clearance operation	-514754.00	0.00	0.00	-514754.00
M/o Civil, Horticulture & Electrical Work	-6350042.00	0.00	0.00	-6350042.00
Squatter Resettlement Scheme/Interim Peripheral Services	842643603.00	116775985.00	0.00	725867618.00
Construction & Management of Night Shelter	4500000.00	0.00	0.00	4500000.00
Special Subsidy of State Govt. (for SC Beneficiary Contribution)	180000000.00	0.00	0.00	180000000.00
Fund Provided by Dist Urban Devt Authority (DUDA)	117204717.00	1932882.00	19224781.00	134496616.00
Payable to DDA/GNCTD twds cost of land	-96523443.00	52330511.00	0.00	-148853954.00
Estate Management Fund - Rehabilitation Scheme	-48483959.00	20406519.00	0.00	-68890478.00
<b>TOTAL</b>	<b>992476122.00</b>	<b>191445897.00</b>	<b>19224781.00</b>	<b>820255006.00</b>
<b>TOTAL SCHEDULE-7D</b>	<b>4361653934.10</b>	<b>687554565.10</b>	<b>911595647.00</b>	<b>4585695016.00</b>
<b>SCHEDULE-7E</b>				
<b>RECOVERIES PAYABLE</b>				
Cash Settlement	5166155.00	0.00	0.00	5166155.00
DDA Medical Scheme	70900.00	4952848.00	4881948.00	0.00
GIS	-238479.00	81504.00	81846.00	-238137.00
GPF	3278610.00	188315234.00	188099701.00	3063077.00
House Rent Recovery (HRR)	-473687.00	1101009.00	1098549.00	-476147.00
New Pension scheme	-8702184.00	13839382.00	10000405.00	-12541161.00
BF Scheme	20607147.00	762960.00	649200.00	20493387.00
Other Recovery	72123.00	2239092.00	185061068.00	182894099.00
Society (DUSIB)	-12488.00	10552199.00	10230699.00	-333988.00
Water Recovery	0.00	2205.00	2205.00	0.00
<b>TOTAL SCHEDULE-7E</b>	<b>19768097.00</b>	<b>221846433.00</b>	<b>400105621.00</b>	<b>198027285.00</b>
<b>TOTAL SCHEDULE-7</b>	<b>4616453192.55</b>	<b>12098533644.31</b>	<b>12546823679.57</b>	<b>5064743227.81</b>



DELHI URBAN SHELTER IMPROVEMENT BOARD  
दिल्ली शहरी आश्रय सुधार बोर्ड

TRIAL BALANCE				
DELHI URBAN SHELTER IMPROVEMENT BOARD				
1-Apr-2019 to 31-Mar-2020				
	Opening Balance	Transactions		Closing Balance
		Debit	Credit	
<b>SCHEDULE-8</b>				
<b>OTHER FIXED ASSETS</b>				
Centrally Assisted Slum Develop Programme	30408801.39	0.00	6081760.28	24327041.11
Construction of Flats at Mata Sundari Road	1332316.36	0.00	21450.29	1310866.07
Construction & Mgmt of Night Shelter	6919795.32	0.00	111408.70	6808386.62
Environmental Improvement in Urban Slum	3395667.98	0.00	679133.60	2716534.37
Jan Suvidha Complexes	1284890.06	0.00	256978.01	1027912.05
Basti Vikas Kendra or Providing Built up Facility of Com. Hall	3829165.19	0.00	61649.56	3767515.63
Shishu Vatikas / Common spaces in JJ Cluster	514910.74	0.00	102982.15	411928.59
Slum Katra Repair/ Renewal Programme	2517279.83	0.00	503455.96	2013823.87
Building(Office Building & Zonal Office Building)	1334399396.19	0.00	21483830.28	1312915565.91
Building District Center	2121012.33	0.00	34148.30	2086864.03
Computers(Establishment of Computer Cell)	12741221.37	305883.00	2022301.18	11024803.19
CTCs (Conventional)	13193691.25	0.00	2638738.25	10554953.00
CTCs (YAP)	27198134.89	0.00	5439626.98	21758507.91
Building School	1017118.71	0.00	16375.61	1000743.10
Development of Sewerage	4373464.40	0.00	874692.88	3498771.52
Developments of Site	107405825.00	0.00	0.00	107405825.00
Drainage	2231967.47	0.00	446393.49	1785573.98
Dustbin & Dhalaos	146570665.53	0.00	29314133.11	117256532.43
Furniture, Fixtures & Office Equipments	8701611.82	144003.00	840333.41	8005281.40
Lamp Post & Luminary Fittings	276251.92	0.00	27625.19	248626.73
Land	423158751.00	0.00	0.00	423158751.00
Lavatory Blocks & Urinals	290349.46	0.00	58069.89	232279.57
Books	0.00	419857.00	419857.00	0.00
MTVs	38422.92	0.00	7684.58	30738.32
MTVs (YAP)	1865583.50	0.00	373116.70	1492466.80
Plants & Machinery	10702835.76	0.00	508384.70	10194451.07
Prefab JSCs	1891295.59	0.00	378259.12	1513036.48
Roads, Streets, Lanes	33358688.23	0.00	6671737.64	26686950.61
Sanitation Equipments (YAP)	421980.29	0.00	84396.06	337584.22
Sewer Treatment Plant (YAP)	5500809.01	0.00	1100161.80	4400647.21
Shishu vatika	24210647.48	0.00	2421064.75	21789582.72
Structural Repair & Maintenance of Slum Katra	8337149.27	0.00	1667429.85	6669719.43
Vehicles	4501922.75	0.00	450192.28	4051730.47
<b>TOTAL</b>	<b>2224711623.01</b>	<b>869743.00</b>	<b>85097371.60</b>	<b>2140483994.41</b>
<b>CAPITAL GRANT ASSETS</b>				
C/o Houses under JNNURM	2772651118.00	92287252.00	572987674.00	2291950696.02
Const of pay & use Jan Suvidha Complex	835046668.37	83519627.00	183713259.07	734853036.30
Construction & Management of Night Shelter	702910707.25	5876256.00	11411470.11	697375493.16
Trans Yamuna Area Development Board	100885681.05	22750794.00	1990547.25	121645927.80
Environmental Improvement in Urban Slum	210603693.31	81006498.00	58322038.26	233288153.05
GIA to Existing Infrastructure of DUSIB	381877630.83	48799752.00	6933905.86	423743476.95
Improvement of Services in SRS Pocket	0.00	21446576.00	345289.87	21101286.11
Const of Com Hall/Basti Vikas Kendra	272569178.50	25510292.00	4799079.48	293280391.01
National Urban Livelihood Mission	38861450.08	35776595.00	14927609.02	59710436.06
PMAY Housing for All	1029382.40	1038400.00	413556.48	1654225.92
Rajiv Awas Yojna	8972465.22	0.00	1794493.04	7177972.19
Shishu Vatika/Common space in JJ Cluster	52252486.11	24377249.00	15325947.02	61303788.08
Slum Katra Repair/Renewal Programme	75695267.85	19305492.00	19000151.96	76000607.90
Swachh Bharat Mission	53287902.72	2533030.00	11164186.55	44656746.17
Centrally Assisted Slum Development Programme	814912.80	0.00	162982.56	651930.24
<b>TOTAL</b>	<b>5507458544.49</b>	<b>464227813.00</b>	<b>903292190.53</b>	<b>5068394166.96</b>
<b>TOTAL SCHEDULE-8</b>	<b>7732170167.50</b>	<b>465097556.00</b>	<b>988389562.13</b>	<b>7208878161.37</b>
<b>SCHEDULE-9</b>				
<b>INVESTMENTS FROM EARMARKED FUND</b>				
GPF Fund-FDR	0.00	0.00	0.00	0.00
Interest Accrued-GPF FDR	0.00	0.00	0.00	0.00
<b>TOTAL SCHEDULE-9</b>	<b>0.00</b>	<b>0.00</b>	<b>0.00</b>	<b>0.00</b>
<b>SCHEDULE-10</b>				
<b>INVESTMENTS OTHER</b>				
Interest Accrued-Non Plan	49731918.00	64574650.00	49731918.00	64574650.00
Interest Accrued-Plan	304345873.60	488339647.00	304345873.60	488339647.00
Non Plan(HQ) FDR	1487180071.00	1849565200.00	2229680071.00	1107065200.00
Plan(HQ) FDR	3588335642.00	4370899567.00	2173535642.00	5785699567.00
<b>TOTAL SCHEDULE-10</b>	<b>5429593504.60</b>	<b>6773379064.00</b>	<b>4757293504.60</b>	<b>7445679064.00</b>

DELHI URBAN SHELTER IMPROVEMENT BOARD  
दिल्ली शहरी आश्रय सुधार बोर्ड

TRIAL BALANCE				
DELHI URBAN SHELTER IMPROVEMENT BOARD				
1-Apr-2019 to 31-Mar-2020				
	Opening Balance	Transactions		Closing Balance
		Debit	Credit	
<b>SCHEDULE-11</b>				
<b>Current Assets</b>				
Hire Purchase Installments	62636530.51	50000.00	210641069.00	-147954538.49
<b>Sundry Debtors</b>				
Debtors of Commercial Properties	124072999.00	0.00	0.00	124072999.00
Debtors of Residential Properties	969590.00	0.00	0.00	969590.00
<b>Bank Accounts</b>	3163044191.78	16190566098.98	16302554559.28	3051055731.48
<b>Bank Adjustment</b>	65974249.05	0.00	0.00	65974249.05
<b>Embezzlement</b>	357086550.70	0.00	0.00	357086550.70
<b>Personal Ledger Account</b>	105693948.00	5101446654.00	5134942872.00	72197730.00
<b>Deduction from Employees Salary</b>				
Conveyance Advance	-501395.00	0.00	0.00	-501395.00
Festival Advance	-1151281.00	0.00	1800.00	-1153081.00
House Building Advance	-3394299.00	0.00	101600.00	-3495899.00
Imprest	36500.00	1294475.00	1292481.00	38494.00
Temporary Advance	4500.00	273713.00	273713.00	4500.00
<b>Loans, Advances &amp; Other Assets</b>				
Misc Advance	9166.00	0.00	0.00	9166.00
Advance to NGO's	7647149.00	0.00	0.00	7647149.00
Recoverable From Canara Bank	2660366.00	439201.00	3099567.00	0.00
<b>Loan to MCD</b>	10772071.00	0.00	0.00	10772071.00
<b>Material Advances</b>	6423123.00	0.00	0.00	6423123.00
<b>TOTAL SCHEDULE-11</b>	<b>3901983959.04</b>	<b>21294070141.98</b>	<b>21652907661.28</b>	<b>3543146439.74</b>
<b>SCHEDULE-13</b>				
<b>FEE AND SUBSCRIPTION</b>				
Licence fee (Tenements/Residential/Commercials)		0.00	58074091.23	
Licence fee + Booking charge from Community Halls		0.00	22291937.00	
Rent from chunks/vacant land		0.00	124503996.00	
Damages of properties other than in walled city		0.00	18925250.00	
Ground Rent		0.00	149518617.18	
Recovery for Water Charges		0.00	0.00	
Conversion of Properties from Lease-to-Freehold Right		0.00	116633.00	
Receipt from OCM		0.00	2129930.00	
<b>TOTAL SCHEDULE-13</b>		<b>0.00</b>	<b>375560454.41</b>	
<b>SCHEDULE-13A</b>				
Grant from GNCTD (Ways & Means)		0.00	0.00	
<b>TOTAL SCHEDULE-13A</b>		<b>0.00</b>	<b>0.00</b>	
<b>SCHEDULE-14</b>				
Interest Accrued on Non Plan FDR		0.00	64574650.00	
Interest Earned on Non Plan FDR		0.00	23762599.93	
<b>TOTAL SCHEDULE-14</b>		<b>0.00</b>	<b>88337249.93</b>	
<b>SCHEDULE-16</b>				
<b>INTEREST EARNED</b>				
Other Interest (Outstanding dues etc.)		0.00	49278.00	
Interest on Savings Account		0.00	13124396.00	
Interest on Flexi Deposit Account		0.00	1216.00	
<b>TOTAL SCHEDULE-16</b>		<b>0.00</b>	<b>13174890.00</b>	
<b>SCHEDULE-17</b>				
<b>OTHER INCOME</b>				
Sale of Tender Forms		0.00	1761130.00	
Forfeiture of Earnest Money		0.00	948642.00	
Maintenance charges of JSC (JAN SUVIDHA COMPLEX)		0.00	377084.00	
Cleaning Charges & Other Misc. Receipts		0.00	715853.00	
Right to Information Act-2005		0.00	12282.00	
Departmental Charges		0.00	63273567.00	
Liquidation of Stalls/shops under S.C.P		0.00	655904.00	
Liquidation of Commercial Plots		0.00	20480.00	
Liquidation of Tenements		0.00	5656032.00	
Parking Fee		0.00	30950331.00	
Liquidation of Institutional plots		0.00	35948879.00	
Medical Contribution		0.00	11171563.00	
Other Income		0.00	8238011.00	
Dairy Farm Receipt (Premium)		0.00	738020.00	
House Rent Recovery		0.00	753826.00	
<b>TOTAL SCHEDULE-17</b>		<b>0.00</b>	<b>161221604.00</b>	

DELHI URBAN SHELTER IMPROVEMENT BOARD  
दिल्ली शहरी आश्रय सुधार बोर्ड

TRIAL BALANCE				
DELHI URBAN SHELTER IMPROVEMENT BOARD				
1-Apr-2019 to 31-Mar-2020				
	Opening Balance	Transactions		Closing Balance
		Debit	Credit	
<b>SCHEDULE-19</b>				
<b>ESTABLISHMENT EXPENSES</b>				
<b>Admin &amp; Collection</b>				
Pay & Allowances to officers & staff		339754440.00	0.00	
Pension & Leave salary Contribution		31097914.00	0.00	
Other allowances (TA,LTC)		7178382.00	0.00	
Overtime allowances		0.00	0.00	
Fee to Consultants		3136736.00	0.00	
<b>TOTAL</b>		<b>381167472.00</b>	<b>0.00</b>	
<b>Execution &amp; Planning</b>				
Pay & Allowances to Officers & Staff		617269085.00	0.00	
Pension & Leave salary Contribution		38965155.00	0.00	
Other allowances (TA,LTC)		5678473.00	0.00	
Overtime Allowances		0.00	0.00	
<b>TOTAL</b>		<b>661912713.00</b>	<b>0.00</b>	
<b>Other Establishment Expenses</b>				
Pension		454829721.00	0.00	
Other Terminal & Retirement Benefit		208492528.00	0.00	
Ex-Gratia		5804995.00	0.00	
Medical Reimbursement		45684721.00	0.00	
Wages of DEO/programmer		32617041.00	0.00	
NPS Employer's Contribution		11992880.00	0.00	
Deposit Link Insurance		120000.00	0.00	
<b>TOTAL</b>		<b>759541886.00</b>	<b>0.00</b>	
<b>TOTAL SCHEDULE-19</b>		<b>1802622071.00</b>	<b>0.00</b>	
<b>SCHEDULE-20</b>				
<b>ADMINISTRATIVE EXPENSES</b>				
<b>Admin &amp; Collection</b>				
Store & Stationery (General & Computer)		5111916.00	0.00	
Uniforms		21870.00	0.00	
Telephone Expenses		2732992.00	0.00	
Fuel & Misc.		5039704.00	0.00	
Water Charges		2013.00	0.00	
Electricity		99092.00	0.00	
<b>Execution &amp; Planning</b>				
Store & Stationery (General & Computer)		78283.00	0.00	
Uniforms		1355000.00	0.00	
Telephone Expenses		1019816.00	0.00	
Electricity		10296901.00	0.00	
Fuel & Misc.		6305670.00	0.00	
Water Charges		1104730.00	0.00	
<b>Other Administrative Expenses</b>				
M/o Office Building & Zonal Office Building		2523849.00	0.00	
M/o Staff Quarters		29692.00	0.00	
M/o Auto Workshop i.e. repair of vehicle		2210983.00	0.00	
Office Space in Habitat Centre		2086819.00	0.00	
Provision for Unforeseen Eventualities in JJ Basties		238553.00	0.00	
Watch & ward of assets of DUSIB		624607.00	0.00	
Stationery & M/o Computer Cell		1394485.00	0.00	
Mgt & M/o asset created out off Plan/Lottery Fund/Haz Manzil		0.00	0.00	
Resource Mobilisation		144813.00		
Research Studies,Data Collection & Evaluation through		164532.00		
Staff Welfare Activities/Recreation/Sports/Cultural		244000.00	0.00	
Publicity Prog. for Educating Slum Dwellers		981159.00	0.00	
Digitalization of DUSIB		1110041.00	0.00	
<b>TOTAL SCHEDULE-20</b>		<b>44922320.00</b>	<b>0.00</b>	
<b>SCHEDULE-21</b>				
<b>FINANCE COST</b>				
Interest on GPF		94155540.00	0.00	
Registration Money-Interest		3131241.00	0.00	
Interest on Loan From GNCTD (After 30.06.2010)		702530000.00	0.00	
Interest Paid to Land Owning Agency		68978972.00	0.00	
<b>TOTAL SCHEDULE-21</b>		<b>868795753.00</b>	<b>0.00</b>	
Depreciation Revenue		85097371.60	0.00	
Profit & Loss A/c			2163143317.27	
<b>GRAND TOTAL</b>		<b>51084104623.19</b>	<b>51084104623.19</b>	

DELHI URBAN SHELTER IMPROVEMENT BOARD  
दिल्ली शहरी आश्रय सुधार बोर्ड

Opening Investment as on 01.04.2019 (Deposit Works)

Sl.No	Name of Bank	Date of Investment	FDR No.	Period of Investment	Amount of Investment	Rate of Interest PA(%)	Date of Maturity	Maturity Value	Accrued Interest as on 01.04.2019	Remarks (Sl.No./ Page No.)
1	P & S Bank	20.04.2018	71400006751	1 Year	₹ 5,29,48,027.00	7.01	20.04.2019	₹ 5,67,58,399.00	₹ 35,94,656.00	20/57
2	P & S Bank	20.04.2018	71400006752	1 Year	₹ 5,29,48,027.00	7.01	20.04.2019	₹ 5,67,58,399.00	₹ 35,94,656.00	20/57
3	P & S Bank	20.04.2018	71400006753	1 Year	₹ 5,29,48,027.00	7.01	20.04.2019	₹ 5,67,58,399.00	₹ 35,94,656.00	20/57
4	P & S Bank	20.04.2018	441400010915	1 Year	₹ 5,29,48,027.00	7.01	20.04.2019	₹ 5,67,64,619.00	₹ 35,94,656.00	20/57
5	P & S Bank	20.04.2018	441400010916	1 Year	₹ 5,29,48,027.00	7.01	20.04.2019	₹ 5,67,64,619.00	₹ 35,94,656.00	20/57
6	P & S Bank	20.04.2018	441400010917	1 Year	₹ 5,29,48,027.00	7.01	20.04.2019	₹ 5,67,64,619.00	₹ 35,94,656.00	20/57
7	P & S Bank	27.04.2018	71400006760	1 Year	₹ 5,00,00,000.00	7.07	27.04.2019	₹ 5,36,29,831.00	₹ 33,52,524.00	20/59
8	P & S Bank	27.04.2018	71400006761	1 Year	₹ 5,00,00,000.00	7.07	27.04.2019	₹ 5,36,29,831.00	₹ 33,52,524.00	20/59
9	P & S Bank	27.04.2018	71400006762	1 Year	₹ 5,00,00,000.00	7.07	27.04.2019	₹ 5,36,29,831.00	₹ 33,52,524.00	20/59
10	CBI	22.03.2019	581969	38 Days	₹ 43,00,00,000.00	5.25	29.04.2019	₹ 43,23,50,273.97	₹ 5,56,644.00	20/60
	<b>TOTAL</b>				<b>₹ 89,76,88,162.00</b>			<b>₹ 93,38,08,820.97</b>	<b>₹ 3,21,82,152.00</b>	



Addition Investment during the Financial Year 2019-20 (Deposit Works)										
Sl.No	Name of Bank	Date of Investment	FDR No.	Period of Investement	Amount of Investment	Rate of Interest PA(%)	Date of Maturity	Maturity Value	(Sl.No./ Page No.)	Cash Book (Page No.)
1	PNB	30.04.2019	162100258	1 Year	₹ 50,00,00,000.00	7.35	30.04.2020	₹ 53,77,75,387.00	62/20	2
2	Indian Bank	25.04.2019	6751157374	30 Days	₹ 25,00,00,000.00	6.30	29.05.2019	₹ 25,12,94,521.00	63/6	2
3	Indian Bank	25.04.2019	6751157454	181 Days	₹ 15,00,00,000.00	6.96	27.10.2019	₹ 15,51,77,096.00	64/6	2
4	Indian Bank	28.06.2019	6772486189	32 Days	₹ 18,00,00,000.00	6.05	30.07.2019	₹ 18,09,54,740.00	65/6	Re-invested
5	CBI	14.08.2019	3768048143	1 Year	₹ 15,65,200.00	6.25	14.08.2020	₹ 16,62,149.00	18/3	Salary
6	Indian Bank	30.07.2019	6786109759	88 Days	₹ 10,00,00,000.00	5.25	27.10.2019	₹ 10,12,83,533.00	66/6	Re-invested
7	Allahabad Bank	11.11.2019	50504251803	333 Days	₹ 1,95,00,000.00	6.70	09.10.2020	₹ 2,07,18,358.00	67/6	23
8	Allahabad Bank	13.11.2019	50504372271	333 Days	₹ 1,95,00,000.00	6.70	11.10.2020	₹ 2,07,18,358.00	67/6	23
9	Allahabad Bank	14.11.2019	50504423466	333 Days	₹ 1,95,00,000.00	6.70	12.10.2020	₹ 2,07,18,358.00	67/6	23
10	Allahabad Bank	15.11.2019	50504550109	333 Days	₹ 1,95,00,000.00	6.70	13.10.2020	₹ 2,07,18,358.00	67/6	23
11	Allahabad Bank	16.11.2019	50504697813	333 Days	₹ 1,95,00,000.00	6.70	14.10.2020	₹ 2,07,18,358.00	67/6	23
12	Allahabad Bank	18.11.2019	50504874601	333 Days	₹ 1,95,00,000.00	6.70	16.10.2020	₹ 2,07,18,358.00	67/6	23
13	Allahabad Bank	19.11.2019	50504984670	333 Days	₹ 1,95,00,000.00	6.70	17.10.2020	₹ 2,07,18,358.00	67/6	23
14	Allahabad Bank	20.11.2019	50505107507	333 Days	₹ 1,95,00,000.00	6.70	18.10.2020	₹ 2,07,18,358.00	67/6	23
15	Allahabad Bank	21.11.2019	50505285128	333 Days	₹ 1,95,00,000.00	6.70	19.10.2020	₹ 2,07,18,358.00	67/6	23
16	Allahabad Bank	22.11.2019	50505358857	333 Days	₹ 1,95,00,000.00	6.70	20.10.2020	₹ 2,07,18,358.00	67/6	23
17	Allahabad Bank	25.11.2019	50505499627	333 Days	₹ 1,95,00,000.00	6.70	23.10.2020	₹ 2,07,18,358.00	67/6	23
18	Allahabad Bank	26.11.2019	50505624571	333 Days	₹ 1,95,00,000.00	6.70	24.10.2020	₹ 2,07,18,358.00	67/6	23
19	Allahabad Bank	02.12.2019	50506240210	333 Days	₹ 1,60,00,000.00	6.70	31.10.2020	₹ 1,69,96,591.00	67/6	23
	<b>TOTAL</b>				<b>₹ 1,43,15,65,200.00</b>			<b>₹ 1,49,37,62,313.00</b>		



Matured from Opening During Financial Year 2019-20 (Deposit Works)

Sl.No	Name of Bank	Date of Investment	FDR No.	Period of Investment	Amount of Investment	Rate of Interest PA(%)	Date of Maturity	Maturity Value	Total Interest Received	Opening Accrued As On 01.04.2019 To Be Reverse	Interest in 2019-20(Total Interest Less opening)	Cash Book (Page No.)
1	P & S Bank	20.04.2018	71400006751	1 Year	₹ 5,29,48,027.00	7.01	20.04.2019	₹ 5,67,58,399.00	₹ 38,10,372.00	₹ 35,94,656.00	₹ 2,15,716.00	1
2	P & S Bank	20.04.2018	71400006752	1 Year	₹ 5,29,48,027.00	7.01	20.04.2019	₹ 5,67,58,399.00	₹ 38,10,372.00	₹ 35,94,656.00	₹ 2,15,716.00	1
3	P & S Bank	20.04.2018	71400006753	1 Year	₹ 5,29,48,027.00	7.01	20.04.2019	₹ 5,67,58,399.00	₹ 38,10,372.00	₹ 35,94,656.00	₹ 2,15,716.00	1
4	P & S Bank	20.04.2018	441400010915	1 Year	₹ 5,29,48,027.00	7.01	20.04.2019	₹ 5,67,64,619.00	₹ 38,16,592.00	₹ 35,94,656.00	₹ 2,21,936.00	1
5	P & S Bank	20.04.2018	441400010916	1 Year	₹ 5,29,48,027.00	7.01	20.04.2019	₹ 5,67,64,619.00	₹ 38,16,592.00	₹ 35,94,656.00	₹ 2,21,936.00	1
6	P & S Bank	20.04.2018	441400010917	1 Year	₹ 5,29,48,027.00	7.01	20.04.2019	₹ 5,67,64,619.00	₹ 38,16,592.00	₹ 35,94,656.00	₹ 2,21,936.00	1
7	P & S Bank	27.04.2018	71400006760	1 Year	₹ 5,00,00,000.00	7.07	27.04.2019	₹ 5,36,29,831.00	₹ 36,29,831.00	₹ 33,52,524.00	₹ 2,77,307.00	2
8	P & S Bank	27.04.2018	71400006761	1 Year	₹ 5,00,00,000.00	7.07	27.04.2019	₹ 5,36,29,831.00	₹ 36,29,831.00	₹ 33,52,524.00	₹ 2,77,307.00	2
9	P & S Bank	27.04.2018	71400006762	1 Year	₹ 5,00,00,000.00	7.07	27.04.2019	₹ 5,36,29,831.00	₹ 36,29,831.00	₹ 33,52,524.00	₹ 2,77,307.00	2
10	CBI	22.03.2019	581969	38 Days	₹ 43,00,00,000.00	5.25	29.04.2019	₹ 43,23,50,273.97	₹ 23,50,273.97	₹ 5,56,644.00	₹ 17,93,629.97	2
	TOTAL				₹ 89,76,88,162.00			₹ 93,38,08,820.97	₹ 3,61,20,658.97	₹ 3,21,82,152.00	₹ 39,38,506.97	

Matured from Addition Investment During Financial Year 2019-20 (Deposit Works)

Sl.No	Name of Bank	Date of Investment	FDR No.	Period of Investment	Amount of Investment	Rate of Interest PA(%)	Date of Maturity	Maturity Value	Total Interest Received	Opening Accrued As On 01.04.2019 To Be Reverse	Interest in 2019-20	Cash Book (Page No.)
1	Indian Bank	29.04.2019	6751157374	30 Days	₹ 25,00,00,000.00	6.30	29.05.2019	₹ 25,12,94,521.00	₹ 12,94,521.00	-	₹ 12,94,521.00	9
2	Indian Bank	28.06.2019	6772486189	32 Days	₹ 18,00,00,000.00	6.05	30.07.2019	₹ 18,09,54,740.00	₹ 9,54,740.00	-	₹ 9,54,740.00	12
3	Indian Bank	30.07.2019	6786109759	88 Days	₹ 10,00,00,000.00	5.25	27.10.2019	₹ 10,12,83,533.00	₹ 12,83,533.00	-	₹ 12,83,533.00	21
4	Indian Bank	29.04.2019	6751157454	181 Days	₹ 15,00,00,000.00	6.96	27.10.2019	₹ 15,51,77,096.00	₹ 51,77,096.00	-	₹ 51,77,096.00	21
	TOTAL				₹ 68,00,00,000.00			₹ 68,87,09,890.00	₹ 87,09,890.00		₹ 87,09,890.00	

Note: Amount of Investment of Rs.25,00,00,000/- has been matured on 29.05.2019 and reinvested for Rs 18,00,00,000/- on 28.06.2019 and further Rs. 18,00,00,000/- has been matured on 30.07.2019 reinvested for Rs. 10,00,00,000/- on 30.07.2019.



DELHI URBAN SHELTER IMPROVEMENT BOARD  
दिल्ली शहरी आश्रय सुधार बोर्ड

Closing Investment during Financial Year 2019-20 (Deposit Works)

Sl.No	Name of Bank	Date of Investment	FDR No.	Period of Investment	Amount of Investment	Rate of Interest P.A.(%)	Date of Maturity	Maturity Value	No. Of Days Upto 31.03.2020	Accrued Interest as on 31.03.2020 to be taken in B/Sheet	Opening Accrued As On 01.04.2019	Accrued Interest For The Year To Taken In Income	Remarks (Sl.No./ Page No.)
1	PNB	30.04.2013	162100258	1 Year	₹ 50,00,00,000.00	7.35	30.04.2020	₹ 53,77,75,387.00	336 Days	₹ 3,46,72,417.00	-	₹ 3,46,72,417.00	62/20
2	Allahabad Bank	11.11.2013	50504251803	333 Days	₹ 1,95,00,000.00	6.70	09.10.2020	₹ 2,07,18,358.00	141 Days	₹ 5,07,001.00	-	₹ 5,07,001.00	67/6
3	Allahabad Bank	13.11.2013	50504372271	333 Days	₹ 1,95,00,000.00	6.70	11.10.2020	₹ 2,07,18,358.00	139 Days	₹ 4,99,718.00	-	₹ 4,99,718.00	67/6
4	Allahabad Bank	14.11.2013	50504423466	333 Days	₹ 1,95,00,000.00	6.70	12.10.2020	₹ 2,07,18,358.00	138 Days	₹ 4,96,078.00	-	₹ 4,96,078.00	67/6
5	Allahabad Bank	15.11.2013	50504550109	333 Days	₹ 1,95,00,000.00	6.70	13.10.2020	₹ 2,07,18,358.00	137 Days	₹ 4,92,438.00	-	₹ 4,92,438.00	67/6
6	Allahabad Bank	16.11.2013	50504697813	333 Days	₹ 1,95,00,000.00	6.70	14.10.2020	₹ 2,07,18,358.00	136 Days	₹ 4,88,799.00	-	₹ 4,88,799.00	67/6
7	Allahabad Bank	18.11.2013	50504874601	333 Days	₹ 1,95,00,000.00	6.70	16.10.2020	₹ 2,07,18,358.00	134 Days	₹ 4,81,523.00	-	₹ 4,81,523.00	67/6
8	Allahabad Bank	19.11.2013	50504984670	333 Days	₹ 1,95,00,000.00	6.70	17.10.2020	₹ 2,07,18,358.00	133 Days	₹ 4,77,885.00	-	₹ 4,77,885.00	67/6
9	Allahabad Bank	20.11.2013	50505107507	333 Days	₹ 1,95,00,000.00	6.70	18.10.2020	₹ 2,07,18,358.00	132 Days	₹ 4,74,249.00	-	₹ 4,74,249.00	67/6
10	Allahabad Bank	21.11.2013	50505285128	333 Days	₹ 1,95,00,000.00	6.70	19.10.2020	₹ 2,07,18,358.00	131 Days	₹ 4,70,613.00	-	₹ 4,70,613.00	67/6
11	Allahabad Bank	22.11.2013	50505358857	333 Days	₹ 1,95,00,000.00	6.70	20.10.2020	₹ 2,07,18,358.00	130 Days	₹ 4,66,978.00	-	₹ 4,66,978.00	67/6
12	Allahabad Bank	25.11.2013	50505499627	333 Days	₹ 1,95,00,000.00	6.70	23.10.2020	₹ 2,07,18,358.00	127 Days	₹ 4,56,076.00	-	₹ 4,56,076.00	67/6
13	Allahabad Bank	26.11.2013	50505624571	333 Days	₹ 1,95,00,000.00	6.70	24.10.2020	₹ 2,07,18,358.00	126 Days	₹ 4,52,444.00	-	₹ 4,52,444.00	67/6
14	Allahabad Bank	02.12.2013	50506240210	333 Days	₹ 1,60,00,000.00	6.70	31.10.2020	₹ 1,69,96,591.00	120 Days	₹ 3,53,364.00	-	₹ 3,53,364.00	67/6
15	CBI	14.08.2013	3768048143	1 Year	₹ 15,65,200.00	6.25	14.08.2020	₹ 16,62,149.00	230 Days	₹ 62,377.00	-	₹ 62,377.00	67/6
	TOTAL				₹ 75,15,65,200.00			₹ 80,50,54,423.00		₹ 4,08,51,960.00			

NOTE: ACCRUED INTEREST FORMULA :

(i)  $A = P[1 + (r/4)^4] - P$  (FOR PERIOD MORE THAN 90 DAYS)

(ii)  $A = P(1 + rt)$  (FOR PERIOD LESS THAN 90 DAYS)



Opening Investment as on 01.04.2019 (S.R.S)

Sl.No	Name of Bank	Date of Investment	FDR No.	Period of Investment	Amount of Investment	Rate of Interest PA(%)	Date of Maturity	Maturity Value	Accrued Interest as on 01.04.2019	Remarks (Sl.No./ Page No.)
1	CBI	03.04.2018	581717	1 Year	₹ 99,00,000.00	6.60	03.04.2019	₹ 1,05,69,750.00	₹ 6,64,065.00	24/19
2	CBI	04.04.2018	581718	1 Year	₹ 99,00,000.00	6.60	04.04.2019	₹ 1,05,69,750.00	₹ 6,62,170.00	24/19
3	CBI	05.04.2018	581737	538 Days	₹ 99,00,000.00	6.60	25.09.2019	₹ 1,09,02,838.00	₹ 6,60,276.00	24/19
4	CBI	07.04.2018	581738	536 Days	₹ 99,00,000.00	6.60	25.09.2019	₹ 1,08,98,927.00	₹ 6,56,489.00	24/19
5	CBI	09.04.2018	581739	534 Days	₹ 99,00,000.00	6.60	25.09.2019	₹ 1,08,93,065.00	₹ 6,52,703.00	24/19
6	CBI	10.04.2018	581740	533 Days	₹ 99,00,000.00	6.60	25.09.2019	₹ 1,08,93,065.12	₹ 6,50,811.00	24/19
7	CBI	11.04.2018	581741	532 Days	₹ 99,00,000.00	6.60	25.09.2019	₹ 1,08,91,112.00	₹ 6,48,919.00	24/19
8	CBI	12.04.2018	581742	531 Days	₹ 99,00,000.00	6.60	25.09.2019	₹ 1,08,89,155.00	₹ 6,47,027.00	24/19
9	CBI	13.04.2018	581743	530 Days	₹ 99,00,000.00	6.60	25.09.2019	₹ 1,08,87,205.00	₹ 6,45,136.00	24/19
10	CBI	14.04.2018	581744	529 Days	₹ 99,00,000.00	6.60	25.09.2019	₹ 1,08,85,253.00	₹ 6,43,244.00	24/19
11	CBI	16.04.2018	581745	527 Days	₹ 99,00,000.00	6.60	25.09.2019	₹ 1,08,81,350.00	₹ 6,39,463.00	24/19
12	CBI	17.04.2018	581746	526 Days	₹ 99,00,000.00	6.60	25.09.2019	₹ 1,08,79,395.00	₹ 6,37,573.00	24/19
13	CBI	18.04.2018	581747	525 Days	₹ 99,00,000.00	6.60	25.09.2019	₹ 1,08,77,447.00	₹ 6,35,684.00	24/19
14	CBI	19.04.2018	581748	524 Days	₹ 99,00,000.00	6.60	25.09.2019	₹ 1,08,75,497.00	₹ 6,33,794.00	24/19
15	CBI	20.04.2018	581749	523 Days	₹ 99,00,000.00	6.60	25.09.2019	₹ 1,08,73,545.00	₹ 6,31,905.00	24/19
16	CBI	21.04.2018	581750	522 Days	₹ 99,00,000.00	6.60	25.09.2019	₹ 1,08,71,595.00	₹ 6,30,016.00	24/19
17	CBI	23.04.2018	581751	520 Days	₹ 99,00,000.00	6.60	25.09.2019	₹ 1,08,67,697.00	₹ 6,26,240.00	24/19
18	CBI	24.04.2018	581752	519 Days	₹ 99,00,000.00	6.60	25.09.2019	₹ 1,08,65,747.00	₹ 6,24,352.00	24/19
19	CBI	25.04.2018	581753	518 Days	₹ 99,00,000.00	6.60	25.09.2019	₹ 1,08,63,800.00	₹ 6,22,465.00	24/19
20	CBI	26.04.2018	581754	517 Days	₹ 99,00,000.00	6.60	25.09.2019	₹ 1,08,61,853.00	₹ 6,20,578.00	24/19
21	CBI	27.04.2018	581755	516 Days	₹ 99,00,000.00	6.60	25.09.2019	₹ 1,08,59,903.00	₹ 6,18,591.00	24/19
22	CBI	01.05.2018	581756	512 Days	₹ 99,00,000.00	6.60	25.09.2019	₹ 1,08,52,115.00	₹ 6,11,148.00	24/19
23	CBI	02.05.2018	581757	511 Days	₹ 99,00,000.00	6.60	25.09.2019	₹ 1,08,50,170.00	₹ 6,09,263.00	24/19
24	CBI	03.05.2018	581758	510 Days	₹ 99,00,000.00	6.60	25.09.2019	₹ 1,08,48,223.00	₹ 6,07,378.00	24/19
25	CBI	07.05.2018	581759	506 Days	₹ 99,00,000.00	6.60	25.09.2019	₹ 1,08,40,443.00	₹ 5,99,843.00	24/19
26	CBI	08.05.2018	581760	505 Days	₹ 99,00,000.00	6.60	25.09.2019	₹ 1,08,38,500.00	₹ 5,97,961.00	24/19
27	CBI	09.05.2018	581761	504 Days	₹ 99,00,000.00	6.60	25.09.2019	₹ 1,08,36,557.00	₹ 5,96,078.00	24/19
28	CBI	09.08.2018	581795	412 Days	₹ 76,00,000.00	6.60	25.09.2019	₹ 81,83,111.00	₹ 3,25,737.00	24/20
29	CBI	28.03.2019	581980	32 Days	₹ 28,00,00,000.00	5.25	29.04.2019	₹ 28,12,88,767.00	₹ 1,20,822.00	24/21



DELHI URBAN SHELTER IMPROVEMENT BOARD  
दिल्ली शहरी आश्रय सुधार बोर्ड

Opening Investment as on 01.04.2019 (S.R.S)

Sl.No	Name of Bank	Date of Investment	FDR No.	Period of Investment	Amount of Investment	Rate of Interest PA(%)	Date of Maturity	Maturity Value	Accrued Interest as on 01.04.2019	Remarks (Sl.No./ Page No.)
30	CBI	27.03.2019	581714	33 Days	₹ 1,05,69,750.00	6.60	29.04.2019	₹ 1,06,32,821.00	₹ 7,645.00	24/19
31	CBI	28.03.2019	581715	32 Days	₹ 1,05,69,750.00	6.60	29.04.2019	₹ 1,06,30,910.00	₹ 5,734.00	24/19
32	CBI	31.03.2019	581716	29 Days	₹ 1,05,69,750.00	6.60	29.04.2019	₹ 1,06,25,176.00	₹ 0.00	24/19
	<b>TOTAL</b>				<b>₹ 58,66,09,250.00</b>			<b>₹ 61,42,84,757.12</b>	<b>₹ 1,75,33,110.00</b>	



Additional Investment during the Financial Year 2019-20 (S.R.S)

Sl.No	Name of Bank	Date of Investment	FDR No.	Period of Investment	Amount of Investment	Rate of Interest PA(%)	Date of Maturity	Maturity Value	Remarks (Sl.No./ Page No.)	Cash Book (Page No.)
1	PNB	30.04.2019	16200267	1 Year	₹ 32,00,00,000.00	7.35	30.04.2020	₹ 34,41,76,248.00	22/24	58
2	Allahabad Bank	27.11.2019	50505742108	333 Days	₹ 1,75,00,000.00	6.7	25.10.2020	₹ 1,85,93,398.00	24/25	65
3	Allahabad Bank	28.11.2019	50505860303	333 Days	₹ 1,75,00,000.00	6.7	26.10.2020	₹ 1,85,93,398.00	24/25	65
4	Allahabad Bank	29.11.2019	50505989735	333 Days	₹ 1,75,00,000.00	6.7	27.10.2020	₹ 1,85,93,398.00	24/25	65
5	Allahabad Bank	30.11.2019	50506116328	333 Days	₹ 1,75,00,000.00	6.7	28.10.2020	₹ 1,85,93,398.00	24/25	65
6	Allahabad Bank	04.12.2019	50506521289	333 Days	₹ 1,00,00,000.00	6.7	01.11.2020	₹ 1,06,22,870.00	24/25	65
	<b>TOTAL</b>				<b>₹ 40,00,00,000.00</b>			<b>₹ 42,91,72,710.00</b>		



Matured from Opening During Financial Year 2019-20 (S.R.S)												
Sl.No	Name of Bank	Date of Investment	FDR No.	Period of Investement	Amount of Investment	Rate of Interest P.A.(%)	Date of Maturity	Maturity Value	Total Interest Received	Opening Accrued As On 01.04.2019 To Be Reverse	Interest in 2019-20 (Total Interest Less opening accrued)	Cash Book (Page No.)
1	CBI	03.04.2018	581717	1 Year	₹ 99,00,000.00	6.60	03.04.2019	₹ 1,05,69,750.00	₹ 6,69,750.00	₹ 6,64,065.00	₹ 5,685.00	58
2	CBI	04.04.2018	581718	1 Year	₹ 99,00,000.00	6.60	04.04.2019	₹ 1,05,69,750.00	₹ 6,69,750.00	₹ 6,62,170.00	₹ 7,580.00	58
3	CBI	28.03.2019	581980	32 Days	₹ 28,00,00,000.00	5.25	29.04.2019	₹ 28,12,88,767.00	₹ 12,88,767.00	₹ 1,20,822.00	₹ 11,67,945.00	58
4	CBI	27.03.2019	581714	33 Days	₹ 1,05,69,750.00	6.60	29.04.2019	₹ 1,06,32,821.00	₹ 63,071.00	₹ 7,645.00	₹ 55,426.00	58
5	CBI	28.03.2019	581715	32 Days	₹ 1,05,69,750.00	6.60	29.04.2019	₹ 1,06,30,910.00	₹ 61,160.00	₹ 5,734.00	₹ 55,426.00	58
6	CBI	31.03.2019	581716	29 Days	₹ 1,05,69,750.00	6.60	29.04.2019	₹ 1,06,25,176.00	₹ 55,426.00	₹ 0.00	₹ 55,426.00	58
7	CBI	05.04.2018	581737	538 Days	₹ 99,00,000.00	6.60	25.09.2019	₹ 1,09,02,838.00	₹ 10,02,838.00	₹ 6,60,276.00	₹ 3,42,562.00	62
8	CBI	07.04.2018	581738	536 Days	₹ 99,00,000.00	6.60	25.09.2019	₹ 1,08,98,927.00	₹ 9,98,927.00	₹ 6,56,489.00	₹ 3,42,438.00	62
9	CBI	09.04.2018	581739	534 Days	₹ 99,00,000.00	6.60	25.09.2019	₹ 1,08,93,065.00	₹ 9,93,065.00	₹ 6,52,703.00	₹ 3,40,362.00	62
10	CBI	10.04.2018	581740	533 Days	₹ 99,00,000.00	6.60	25.09.2019	₹ 1,08,93,065.96	₹ 9,93,065.96	₹ 6,50,811.00	₹ 3,42,254.96	62
11	CBI	11.04.2018	581741	532 Days	₹ 99,00,000.00	6.60	25.09.2019	₹ 1,08,91,112.00	₹ 9,91,112.00	₹ 6,48,919.00	₹ 3,42,193.00	62
12	CBI	12.04.2018	581742	531 Days	₹ 99,00,000.00	6.60	25.09.2019	₹ 1,08,89,159.00	₹ 9,89,159.00	₹ 6,47,027.00	₹ 3,42,132.00	62
13	CBI	13.04.2018	581743	530 Days	₹ 99,00,000.00	6.60	25.09.2019	₹ 1,08,87,206.00	₹ 9,87,206.00	₹ 6,45,136.00	₹ 3,42,070.00	62
14	CBI	14.04.2018	581744	529 Days	₹ 99,00,000.00	6.60	25.09.2019	₹ 1,08,85,253.00	₹ 9,85,253.00	₹ 6,43,244.00	₹ 3,42,009.00	62
15	CBI	16.04.2018	581745	527 Days	₹ 99,00,000.00	6.60	25.09.2019	₹ 1,08,81,350.00	₹ 9,81,350.00	₹ 6,39,463.00	₹ 3,41,887.00	62
16	CBI	17.04.2018	581746	526 Days	₹ 99,00,000.00	6.60	25.09.2019	₹ 1,08,79,398.00	₹ 9,79,398.00	₹ 6,37,573.00	₹ 3,41,825.00	62
17	CBI	18.04.2018	581747	525 Days	₹ 99,00,000.00	6.60	25.09.2019	₹ 1,08,77,447.00	₹ 9,77,447.00	₹ 6,35,684.00	₹ 3,41,763.00	62
18	CBI	19.04.2018	581748	524 Days	₹ 99,00,000.00	6.60	25.09.2019	₹ 1,08,75,497.00	₹ 9,75,497.00	₹ 6,33,794.00	₹ 3,41,703.00	62
19	CBI	20.04.2018	581749	523 Days	₹ 99,00,000.00	6.60	25.09.2019	₹ 1,08,73,546.00	₹ 9,73,546.00	₹ 6,31,905.00	₹ 3,41,641.00	62
20	CBI	21.04.2018	581750	522 Days	₹ 99,00,000.00	6.60	25.09.2019	₹ 1,08,71,596.00	₹ 9,71,596.00	₹ 6,30,016.00	₹ 3,41,580.00	62
21	CBI	23.04.2018	581751	520 Days	₹ 99,00,000.00	6.60	25.09.2019	₹ 1,08,67,697.00	₹ 9,67,697.00	₹ 6,26,240.00	₹ 3,41,457.00	62
22	CBI	24.04.2018	581752	519 Days	₹ 99,00,000.00	6.60	25.09.2019	₹ 1,08,65,749.00	₹ 9,65,749.00	₹ 6,24,352.00	₹ 3,41,397.00	62
23	CBI	25.04.2018	581753	518 Days	₹ 99,00,000.00	6.60	25.09.2019	₹ 1,08,63,800.00	₹ 9,63,800.00	₹ 6,22,465.00	₹ 3,41,335.00	62
24	CBI	26.04.2018	581754	517 Days	₹ 99,00,000.00	6.60	25.09.2019	₹ 1,08,61,852.00	₹ 9,61,852.00	₹ 6,20,578.00	₹ 3,41,274.00	62
25	CBI	27.04.2018	581755	516 Days	₹ 99,00,000.00	6.60	25.09.2019	₹ 1,08,59,904.00	₹ 9,59,904.00	₹ 6,18,591.00	₹ 3,41,313.00	62
26	CBI	01.05.2018	581756	512 Days	₹ 99,00,000.00	6.60	25.09.2019	₹ 1,08,52,116.00	₹ 9,52,116.00	₹ 6,11,148.00	₹ 3,40,968.00	62
27	CBI	02.05.2018	581757	511 Days	₹ 99,00,000.00	6.60	25.09.2019	₹ 1,08,50,170.00	₹ 9,50,170.00	₹ 6,09,263.00	₹ 3,40,907.00	63
28	CBI	03.05.2018	581758	510 Days	₹ 99,00,000.00	6.60	25.09.2019	₹ 1,08,48,224.00	₹ 9,48,224.00	₹ 6,07,378.00	₹ 3,40,846.00	63
29	CBI	07.05.2018	581759	506 Days	₹ 99,00,000.00	6.60	25.09.2019	₹ 1,08,40,444.00	₹ 9,40,444.00	₹ 5,99,843.00	₹ 3,40,601.00	63
30	CBI	08.05.2018	581760	505 Days	₹ 99,00,000.00	6.60	25.09.2019	₹ 1,08,38,500.00	₹ 9,38,500.00	₹ 5,97,961.00	₹ 3,40,539.00	63
31	CBI	09.05.2018	581761	504 Days	₹ 99,00,000.00	6.60	25.09.2019	₹ 1,08,36,557.00	₹ 9,36,557.00	₹ 5,96,078.00	₹ 3,40,479.00	63
32	CBI	09.08.2018	581795	412 Days	₹ 76,00,000.00	6.60	25.09.2019	₹ 81,83,111.00	₹ 5,83,111.00	₹ 3,25,737.00	₹ 2,57,374.00	63
	<b>TOTAL</b>				<b>₹ 58,66,09,250.00</b>			<b>₹ 61,42,84,757.96</b>	<b>₹ 2,76,75,507.96</b>	<b>₹ 1,75,33,110.00</b>	<b>₹ 1,01,42,397.96</b>	



Matured from Addition Investment During Financial Year 2019-20 (S.R.S)

Sl.No	Name of Bank	Date of Investment	FDR No.	Period of Investment	Amount of Investment	Rate of Interest PA(%)	Date of Maturity	Maturity Value	Total Interest Received	Opening Accrued As On 01.04.2019 To Be Reverse	Interest in 2019-20	Cash Book (Page No.)
1	Allahabad Bank	28.11.2019	50505860303	333 Days	₹ 1,75,00,000.00	6.70	03.03.2020	₹ 1,77,44,329.00	₹ 2,44,329.00	-	₹ 2,44,329.00	68
2	Allahabad Bank	29.11.2019	50505989735	333 Days	₹ 1,75,00,000.00	6.70	18.03.2020	₹ 1,77,81,726.00	₹ 2,81,726.00	-	₹ 2,81,726.00	68
3	Allahabad Bank	30.11.2019	50506116328	333 Days	₹ 1,75,00,000.00	6.70	18.03.2020	₹ 1,77,81,477.00	₹ 2,81,477.00	-	₹ 2,81,477.00	68
4	Allahabad Bank	04.12.2019	50506521289	333 Days	₹ 1,00,00,000.00	6.70	18.03.2020	₹ 1,01,52,438.00	₹ 1,52,438.00	-	₹ 1,52,438.00	68
	<b>TOTAL</b>				<b>₹ 6,25,00,000.00</b>			<b>₹ 6,34,59,970.00</b>	<b>₹ 9,59,970.00</b>		<b>₹ 9,59,970.00</b>	



DELHI URBAN SHELTER IMPROVEMENT BOARD  
दिल्ली शहरी आश्रय सुधार बोर्ड

Closing Investment during Financial Year 2019-20 (S.R.S)													
Sl.No	Name of Bank	Date of Investment	FDR No.	Period of Investment	Amount of Investment	Rate of Interest P.A.(%)	Date of Maturity	Maturity Value	No. Of Days Upto 31.03.2020	Accrued Interest as on 31.03.2020 to be taken in B/Sheet	Opening Accrued As On 01.04.2019	Accrued Interest For The Year To Taken In Income	Remarks (Sl.No./ Page No.)
1	PNB	30.04.2019	16200267	1 Year	₹ 32,00,00,000.00	7.35	30.04.2020	₹ 34,41,76,248.00	336 Days	₹ 2,21,90,374.00	-	₹ 2,21,90,374.00	22/24
2	Allahabad Bank	27.11.2019	50505742108	333 Days	₹ 1,75,00,000.00	6.70	25.10.2020	₹ 1,85,93,398.00	125 Days	₹ 4,02,780.00	-	₹ 4,02,780.00	24/25
					₹ 33,75,00,000.00			₹ 36,27,69,646.00		₹ 2,25,93,154.00		₹ 2,25,93,154.00	

NOTE: ACCRUED INTEREST FORMULA :

(i)  $A = P[1 + (r/4)t] - P$  (FOR PERIOD MORE THAN 90 DAYS)

(ii)  $A = P(1 + rt)$  (FOR PERIOD LESS THAN 90 DAYS)



DELHI URBAN SHELTER IMPROVEMENT BOARD  
दिल्ली शहरी आश्रय सुधार बोर्ड

Opening Investment as on 01.04.2019 (YAP)										
Sl.No	Name of Bank	Date of Investment	FDR No.	Period of Investement	Amount of Investment	Rate of Interest PA(%)	Date of Maturity	Maturity Value	Accrued Interest as on 01.04.2019	Remarks (Sl.No./ Page No.)
1	CBI	21.02.2019	581764	65 Days	₹ 28,82,659.00	5.55	27.04.2019	₹ 29,11,150.00	₹ 16,656.00	10/69
	<b>TOTAL</b>				<b>₹ 28,82,659.00</b>			<b>₹ 29,11,150.00</b>	<b>₹ 16,656.00</b>	



DELHI URBAN SHELTER IMPROVEMENT BOARD  
दिल्ली शहरी आश्रय सुधार बोर्ड

**Addition Investment during the Financial Year 2019-20 (YAP)**

Sl.No	Name of Bank	Date of Investment	FDR No.	Period of Investement	Amount of Investment	Rate of Interest PA(%)	Date of Maturity	Maturity Value	Remarks (Sl.No./ Page No.)	Cash Book (Page No.)
1	SBI	30.04.2019	38424930308	1 Year	₹ 30,00,000.00	6.80	30.04.2020	₹ 32,09,261.00	11/69	48
2	Allahabad Bar.k	03.12.2019	50506466555	333 Days	₹ 1,50,00,000.00	6.70	31.10.2020	₹ 1,59,34,304.00	01/30	UID
	<b>TOTAL</b>				<b>₹ 1,80,00,000.00</b>			<b>₹ 1,91,43,565.00</b>		



DELHI URBAN SHELTER IMPROVEMENT BOARD  
दिल्ली शहरी आश्रय सुधार बोर्ड

Matured from Opening During Financial Year 2019-20 (Y.AP)												
Sl.No	Name of Bank	Date of Investment	FDR No.	Period of Investment	Amount of Investment	Rate of Interest PA(%)	Date of Maturity	Maturity Value	Total Interest Received	Opening Accrued As On 01.04.2019 To Be Reverse	Interest in 2019-20 (Total Interest Less opening accrued)	Cash Book (Page No.)
1	CBI	21.02.2019	581764	65 Days	₹ 28,82,659.00	5.55	27.04.2019	₹ 29,11,150.00	₹ 28,491.00	₹ 16,656.00	₹ 11,835.00	48
	<b>TOTAL</b>				₹ 28,82,659.00			₹ 29,11,150.00	₹ 28,491.00	₹ 16,656.00	₹ 11,835.00	

Matured from Addition Investment During Financial Year 2019-20 (Y.AP)												
Sl.No	Name of Bank	Date of Investment	FDR No.	Period of Investment	Amount of Investment	Rate of Interest PA(%)	Date of Maturity	Maturity Value	Total Interest Received	Opening Accrued As On 01.04.2019 To Be Reverse	Interest in 2019-20	Cash Book (SI./Page No.)
NIL												



Closing Investment during Financial Year 2019-20 (VAP)

Sl.No	Name of Bank	Date of Investment	FDR No.	Period of Investment	Amount of Investment	Rate of Interest PA(%)	Date of Maturity	Maturity Value	No. Of Days Upto 31.03.2019	Accrued Interest as on 31.03.2020 to be taken in B/Sheet	Opening Accrued As On 01.04.2019	Accrued Interest For The Year To Taken In Income	Remarks (Sl.No./ Page No.)
1	SBI	30.04.2019	38424930308	1 Year	₹ 30,00,000.00	6.80	30.04.2020	₹ 32,09,261.00	336 Days	₹ 1,92,114.00	-	₹ 1,92,114.00	48
2	Allahabad Bank	03.12.2019	50506466555	333 Days	₹ 1,50,00,000.00	6.70	31.10.2020	₹ 1,59,34,304.00	119 Days	₹ 9,37,422.00	-	₹ 9,37,422.00	UJD
	<b>TOTAL</b>				₹ 1,80,00,000.00			₹ 1,91,43,565.00		₹ 11,29,536.00		₹ 11,29,536.00	

NOTE: ACCRUED INTEREST FORMULA :

(i)  $A = P[1 + (r/4)t] - P$  (FOR PERIOD MORE THAN 90 DAYS)

(ii)  $A = P(1 + rt)$  (FOR PERIOD LESS THAN 90 DAYS)



Opening Investment as on 01.04.2019 (PLAN)

Sl.No	Name of Bank	Date of Investment	FDR No.	Period of Investment	Amount of Investment	Rate of Interest PA(%)	Date of Maturity	Maturity Value	Accrued Interest as on 01.04.2019	Remarks (SI.No./Page No.)
1	Allahabad Bank	28.06.2017	815715	2 Years 11 Months	₹ 99,00,000.00	6.75	28.05.2020	₹ 1,20,35,115.00	₹ 12,34,927	14/72
2	Allahabad Bank	29.06.2017	815716	1064 days	₹ 99,00,000.00	6.75	28.05.2020	₹ 1,20,32,914.00	₹ 12,32,885	14/72
3	Allahabad Bank	30.06.2017	815717	1063 days	₹ 99,00,000.00	6.75	28.05.2020	₹ 1,20,30,713.00	₹ 12,30,844	14/72
4	Allahabad Bank	01.07.2017	815718	1062 days	₹ 99,00,000.00	6.75	28.05.2020	₹ 1,20,26,311.00	₹ 12,28,803	14/72
5	Allahabad Bank	03.07.2017	815719	1060 days	₹ 99,00,000.00	6.75	28.05.2020	₹ 1,20,21,910.00	₹ 12,24,722	14/72
6	Allahabad Bank	04.07.2017	815720	1059 days	₹ 99,00,000.00	6.75	28.05.2020	₹ 1,20,19,709.00	₹ 12,22,682	14/72
7	Allahabad Bank	05.07.2017	815721	1058 days	₹ 99,00,000.00	6.75	28.05.2020	₹ 1,20,17,508.00	₹ 12,20,642	14/72
8	Allahabad Bank	06.07.2017	815724	1057 days	₹ 99,00,000.00	6.75	28.05.2020	₹ 1,20,15,307.00	₹ 12,18,603	14/72
9	Allahabad Bank	07.07.2017	815725	1056 days	₹ 99,00,000.00	6.75	28.05.2020	₹ 1,20,13,106.00	₹ 12,16,564	14/72
10	Allahabad Bank	10.07.2017	815730	1053 days	₹ 99,00,000.00	6.75	28.05.2020	₹ 1,20,06,504.00	₹ 12,10,450	14/72
11	Allahabad Bank	11.07.2017	815731	1052 days	₹ 99,00,000.00	6.75	28.05.2020	₹ 1,20,04,303.00	₹ 12,08,413	14/72
12	Allahabad Bank	12.07.2017	815732	1051 days	₹ 99,00,000.00	6.75	28.05.2020	₹ 1,20,02,102.00	₹ 12,06,376	14/72
13	Allahabad Bank	13.07.2017	815734	1050 days	₹ 99,00,000.00	6.75	28.05.2020	₹ 1,19,99,901.00	₹ 12,04,339	14/72
14	Allahabad Bank	14.07.2017	815735	1049 days	₹ 99,00,000.00	6.75	28.05.2020	₹ 1,19,97,700.00	₹ 12,02,303	14/72
15	Allahabad Bank	15.07.2017	815736	1048 days	₹ 99,00,000.00	6.75	28.05.2020	₹ 1,19,95,500.00	₹ 12,00,267	14/72
16	Allahabad Bank	17.07.2017	815737	1046 days	₹ 99,00,000.00	6.75	28.05.2020	₹ 1,19,91,098.00	₹ 11,96,197	14/72
17	Allahabad Bank	18.07.2017	815738	1045 days	₹ 99,00,000.00	6.75	28.05.2020	₹ 1,19,88,897.00	₹ 11,94,162	14/72
18	Allahabad Bank	19.07.2017	815739	1044 days	₹ 99,00,000.00	6.75	28.05.2020	₹ 1,19,86,696.00	₹ 11,92,127	14/72
19	Allahabad Bank	20.07.2017	815740	1043 days	₹ 99,00,000.00	6.75	28.05.2020	₹ 1,19,84,495.00	₹ 11,90,093	14/72
20	Allahabad Bank	21.07.2017	815743	1042 days	₹ 99,00,000.00	6.75	28.05.2020	₹ 1,19,82,295.00	₹ 11,88,060	14/72
21	Allahabad Bank	24.07.2017	815746	1039 days	₹ 99,00,000.00	6.75	28.05.2020	₹ 1,19,75,692.00	₹ 11,81,961	14/72
22	Allahabad Bank	25.07.2017	815746	1038 days	₹ 99,00,000.00	6.75	28.05.2020	₹ 1,19,73,491.00	₹ 11,79,929	14/72
23	Allahabad Bank	26.07.2017	815749	1037 days	₹ 99,00,000.00	6.75	28.05.2020	₹ 1,19,71,290.00	₹ 11,77,897	14/72
24	Allahabad Bank	27.07.2017	815751	1036 days	₹ 99,00,000.00	6.75	28.05.2020	₹ 1,19,69,090.00	₹ 11,75,866	14/72
25	Allahabad Bank	28.07.2017	815757	1035 days	₹ 99,00,000.00	6.75	28.05.2020	₹ 1,19,66,889.00	₹ 11,73,835	14/72
26	Allahabad Bank	29.07.2017	815758	1034 days	₹ 99,00,000.00	6.75	28.05.2020	₹ 1,19,64,688.00	₹ 11,71,804	14/72
27	Allahabad Bank	31.07.2017	815760	1032 days	₹ 99,00,000.00	6.75	28.05.2020	₹ 1,18,79,591.00	₹ 11,67,744	14/72
28	Allahabad Bank	01.08.2017	815762	1031 days	₹ 99,00,000.00	6.75	28.05.2020	₹ 1,18,77,486.00	₹ 11,65,715	14/72
29	Allahabad Bank	02.08.2017	815764	1030 days	₹ 99,00,000.00	6.75	28.05.2020	₹ 1,18,75,381.00	₹ 11,63,686	14/72
30	Allahabad Bank	03.08.2017	815766	1029 days	₹ 99,00,000.00	6.75	28.05.2020	₹ 1,18,73,276.00	₹ 11,61,657	14/72
31	Allahabad Bank	04.08.2017	815768	1028 days	₹ 99,00,000.00	6.75	28.05.2020	₹ 1,18,71,171.00	₹ 11,59,628	14/72
32	Allahabad Bank	05.08.2017	815771	1027 days	₹ 99,00,000.00	6.75	28.05.2020	₹ 1,18,69,066.00	₹ 11,57,600	14/72
33	Allahabad Bank	07.08.2017	815772	1025 days	₹ 99,00,000.00	6.75	28.05.2020	₹ 1,18,64,855.00	₹ 11,53,545	14/72
34	Allahabad Bank	08.08.2017	815773	1024 days	₹ 99,00,000.00	6.75	28.05.2020	₹ 1,18,62,750.00	₹ 11,51,519	14/72
35	Allahabad Bank	09.08.2017	815774	1023 days	₹ 99,00,000.00	6.75	28.05.2020	₹ 1,18,60,645.00	₹ 11,49,492	14/72
36	Allahabad Bank	10.08.2017	815775	1022 days	₹ 90,00,000.00	6.75	28.05.2020	₹ 1,07,80,491.00	₹ 10,43,151	14/72



Opening Investment as on 01.04.2019 (PLAN)

Sl.No	Name of Bank	Date of Investment	FDR No.	Period of Investment	Amount of Investment	Rate of Interest PA(%)	Date of Maturity	Maturity Value	Accrued Interest as on 01.04.2019	Remarks (Sl.No./Page No.)
37	CBI	14.07.2017	529589	1064 days	₹ 99,00,000.00	6.50	12.06.2020	₹ 1,19,44,847.00	₹ 11,55,649	37/52
38	CBI	15.07.2017	529591	1071 days	₹ 99,00,000.00	6.50	20.06.2020	₹ 1,19,59,583.00	₹ 11,53,696	37/52
39	CBI	17.07.2017	529569	1071 days	₹ 99,00,000.00	6.50	22.06.2020	₹ 1,19,59,583.00	₹ 11,49,791	37/52
40	CBI	18.07.2017	529592	1068 days	₹ 99,00,000.00	6.50	20.06.2020	₹ 1,19,53,267.00	₹ 11,47,839	37/52
41	CBI	19.07.2017	529593	1059 days	₹ 99,00,000.00	6.50	12.06.2020	₹ 1,19,34,322.00	₹ 11,45,888	37/52
42	CBI	20.07.2017	529533	1058 days	₹ 99,00,000.00	6.50	12.06.2020	₹ 1,19,34,475.00	₹ 11,43,937	37/52
43	CBI	21.07.2017	529594	1057 days	₹ 99,00,000.00	6.50	12.06.2020	₹ 1,19,30,112.00	₹ 11,41,986	37/52
44	CBI	24.07.2017	529595	1054 days	₹ 99,00,000.00	6.50	12.06.2020	₹ 1,19,23,797.00	₹ 11,36,136	37/52
45	CBI	25.07.2017	529596	1053 days	₹ 99,00,000.00	6.50	12.06.2020	₹ 1,19,21,692.00	₹ 11,34,187	37/52
46	CBI	26.07.2017	529570	1052 days	₹ 99,00,000.00	6.50	12.06.2020	₹ 1,19,19,587.00	₹ 11,32,238	37/52
47	CBI	27.07.2017	529598	1051 days	₹ 99,00,000.00	6.50	12.06.2020	₹ 1,19,17,482.00	₹ 11,30,289	37/52
48	CBI	28.07.2017	529599	1050 days	₹ 99,00,000.00	6.50	12.06.2020	₹ 1,19,15,377.00	₹ 11,28,341	37/52
49	CBI	29.07.2017	529600	1049 days	₹ 99,00,000.00	6.50	12.06.2020	₹ 1,19,13,272.00	₹ 11,26,393	37/52
50	CBI	31.07.2017	529601	1047 days	₹ 99,00,000.00	6.50	12.06.2020	₹ 1,19,11,167.00	₹ 11,22,498	37/52
51	CBI	31.08.2017	529602	1046 days	₹ 99,00,000.00	6.50	12.06.2020	₹ 1,19,09,061.00	₹ 11,20,551	37/52
52	CBI	32.08.2017	529603	1045 days	₹ 99,00,000.00	6.50	12.06.2020	₹ 1,19,06,956.00	₹ 11,18,604	37/52
53	CBI	33.08.2017	529604	1044 days	₹ 99,00,000.00	6.50	12.06.2020	₹ 1,19,04,851.00	₹ 11,16,658	37/52
54	CBI	04.08.2017	529634	1043 days	₹ 99,00,000.00	6.50	12.06.2020	₹ 1,19,02,746.00	₹ 11,14,712	37/52
55	CBI	05.08.2017	529605	1042 days	₹ 99,00,000.00	6.50	12.06.2020	₹ 1,19,00,641.00	₹ 11,12,766	37/52
56	CBI	07.08.2017	529606	1040 days	₹ 99,00,000.00	6.50	12.06.2020	₹ 1,18,96,431.00	₹ 11,08,876	37/52
59	CBI	10.08.2017	529609	1037 days	₹ 99,00,000.00	6.50	12.06.2020	₹ 1,18,90,384.00	₹ 11,03,043	37/52
60	Allahabad Bank	14.11.2017	352484	2 Years 11 Months	₹ 99,00,000.00	6.50	14.10.2020	₹ 1,19,49,057.00	₹ 9,18,022	08/78
61	Allahabad Bank	15.11.2017	352491	1064 days	₹ 99,00,000.00	6.50	14.10.2020	₹ 1,19,46,952.00	₹ 9,16,111	08/78
62	Allahabad Bank	16.11.2017	352493	1063 days	₹ 99,00,000.00	6.50	14.10.2020	₹ 1,19,44,847.00	₹ 9,14,201	08/78
63	Allahabad Bank	17.11.2017	352496	1062 days	₹ 99,00,000.00	6.50	14.10.2020	₹ 1,19,42,742.00	₹ 9,12,290	08/78
64	Allahabad Bank	18.11.2017	352497	1061 days	₹ 99,00,000.00	6.50	14.10.2020	₹ 1,19,40,637.00	₹ 9,10,381	08/78
65	Allahabad Bank	20.11.2017	352499	1059 days	₹ 99,00,000.00	6.50	14.10.2020	₹ 1,19,36,427.00	₹ 9,06,562	08/78
66	Allahabad Bank	21.11.2017	352500	1058 days	₹ 99,00,000.00	6.50	14.10.2020	₹ 1,19,34,322.00	₹ 9,04,653	08/78
67	Allahabad Bank	22.11.2017	352502	1057 days	₹ 99,00,000.00	6.50	14.10.2020	₹ 1,19,32,217.00	₹ 9,02,745	08/78
68	Allahabad Bank	23.11.2017	352503	1056 days	₹ 99,00,000.00	6.50	14.10.2020	₹ 1,19,30,112.00	₹ 9,00,836	08/78
69	Allahabad Bank	24.11.2017	352506	1055 days	₹ 99,00,000.00	6.50	14.10.2020	₹ 1,19,28,007.00	₹ 8,98,929	08/78
70	Allahabad Bank	27.11.2017	352507	1052 days	₹ 99,00,000.00	6.50	14.10.2020	₹ 1,19,21,692.00	₹ 8,93,207	08/78
71	Allahabad Bank	28.11.2017	352510	1051 days	₹ 99,00,000.00	6.50	14.10.2020	₹ 1,19,19,587.00	₹ 8,91,301	08/78
72	Allahabad Bank	29.11.2017	352511	1050 days	₹ 99,00,000.00	6.50	14.10.2020	₹ 1,19,17,482.00	₹ 8,89,395	08/78
73	Allahabad Bank	30.11.2017	352513	1049 days	₹ 99,00,000.00	6.50	14.10.2020	₹ 1,19,15,377.00	₹ 8,87,489	08/98
74	Allahabad Bank	01.12.2017	352517	1048 days	₹ 99,00,000.00	6.50	14.10.2020	₹ 1,19,11,167.00	₹ 8,85,583	08/98



Opening Investment as on 01.04.2019 (PLAN)

Sl.No	Name of Bank	Date of Investment	FDR No.	Period of Investment	Amount of Investment	Rate of Interest PA(%)	Date of Maturity	Maturity Value	Accrued Interest as on 01.04.2019	Remarks (Sl.No./Page No.)
75	Allahabad Bank	04.12.2017	352518	1045 days	₹ 99,00,000.00	6.50	14.10.2020	₹ 1,19,04,851.00	₹ 8,79,869	08/98
76	Allahabad Bank	05.12.2017	352520	1044 days	₹ 99,00,000.00	6.50	14.10.2020	₹ 1,19,02,746.00	₹ 8,77,965	08/98
77	Allahabad Bank	06.12.2017	352521	1043 days	₹ 99,00,000.00	6.50	14.10.2020	₹ 1,19,00,641.00	₹ 8,76,061	08/98
78	Allahabad Bank	07.12.2017	352525	1042 days	₹ 99,00,000.00	6.50	14.10.2020	₹ 1,18,98,536.00	₹ 8,74,158	08/98
79	Allahabad Bank	08.12.2017	352527	1041 days	₹ 99,00,000.00	6.50	14.10.2020	₹ 1,18,96,431.00	₹ 8,72,255	08/98
80	Allahabad Bank	11.12.2017	352528	1038 days	₹ 99,00,000.00	6.50	14.10.2020	₹ 1,18,90,116.00	₹ 8,66,547	08/98
81	Allahabad Bank	12.12.2017	352530	1037 days	₹ 99,00,000.00	6.50	14.10.2020	₹ 1,18,88,011.00	₹ 8,64,646	08/98
82	Allahabad Bank	13.12.2017	352532	1036 days	₹ 99,00,000.00	6.50	14.10.2020	₹ 1,18,85,906.00	₹ 8,62,744	08/98
83	Allahabad Bank	14.12.2017	352533	1035 days	₹ 99,00,000.00	6.50	14.10.2020	₹ 1,18,83,801.00	₹ 8,60,843	08/98
84	Allahabad Bank	15.12.2017	352553	1034 days	₹ 99,00,000.00	6.50	14.10.2020	₹ 1,18,81,696.00	₹ 8,58,942	08/98
85	Allahabad Bank	16.12.2017	352554	1033 days	₹ 99,00,000.00	6.50	14.10.2020	₹ 1,18,79,591.00	₹ 8,57,042	08/98
86	Allahabad Bank	18.12.2017	352556	1031 days	₹ 99,00,000.00	6.50	14.10.2020	₹ 1,18,75,381.00	₹ 8,53,242	08/98
87	Allahabad Bank	19.12.2017	352560	1030 days	₹ 99,00,000.00	6.50	14.10.2020	₹ 1,18,73,276.00	₹ 8,51,343	08/98
88	Allahabad Bank	20.12.2017	352561	1029 days	₹ 99,00,000.00	6.50	14.10.2020	₹ 1,18,71,171.00	₹ 8,49,444	08/98
89	Allahabad Bank	21.12.2017	352562	1028 days	₹ 99,00,000.00	6.50	14.10.2020	₹ 1,18,69,066.00	₹ 8,47,545	08/98
90	Allahabad Bank	22.12.2017	352566	1027 days	₹ 99,00,000.00	6.50	14.10.2020	₹ 1,18,66,961.00	₹ 8,45,647	08/98
91	Allahabad Bank	26.12.2017	352569	1023 days	₹ 99,00,000.00	6.50	14.10.2020	₹ 1,18,58,540.00	₹ 8,38,056	08/98
92	Allahabad Bank	27.12.2017	352575	1022 days	₹ 99,00,000.00	6.50	14.10.2020	₹ 1,18,56,435.00	₹ 8,36,160	08/98
93	Allahabad Bank	28.12.2017	352576	1021 days	₹ 99,00,000.00	6.50	14.10.2020	₹ 1,18,54,330.00	₹ 8,34,263	08/78
94	CBI	14.11.2017	581542	1065 days	₹ 99,00,000.00	6.50	14.10.2020	₹ 1,19,49,057.00	₹ 9,18,022	08/78
95	CBI	15.11.2017	581543	1064 days	₹ 99,00,000.00	6.50	14.10.2020	₹ 1,19,46,952.00	₹ 9,16,111	08/78
96	CBI	16.11.2017	581544	1063 days	₹ 99,00,000.00	6.50	14.10.2020	₹ 1,19,44,847.00	₹ 9,14,201	08/78
97	CBI	17.11.2017	581545	1062 days	₹ 99,00,000.00	6.50	14.10.2020	₹ 1,19,42,742.00	₹ 9,12,290	08/78
98	CBI	18.11.2017	581546	1061 days	₹ 99,00,000.00	6.50	14.10.2020	₹ 1,19,40,637.00	₹ 9,10,381	08/78
99	CBI	20.11.2017	581547	1059 days	₹ 99,00,000.00	6.50	14.10.2020	₹ 1,19,36,427.00	₹ 9,06,562	08/78
100	CBI	21.11.2017	581548	1058 days	₹ 99,00,000.00	6.50	14.10.2020	₹ 1,19,34,322.00	₹ 9,04,653	08/78
101	CBI	22.11.2017	581549	1057 days	₹ 99,00,000.00	6.50	14.10.2020	₹ 1,19,32,217.00	₹ 9,02,745	08/78
102	CBI	23.11.2017	581550	1056 days	₹ 99,00,000.00	6.50	14.10.2020	₹ 1,19,30,112.00	₹ 9,00,836	08/78
103	CBI	24.11.2017	581551	1055 days	₹ 99,00,000.00	6.50	14.10.2020	₹ 1,19,28,007.00	₹ 8,98,929	08/78
104	CBI	27.11.2017	581551	1052 days	₹ 99,00,000.00	6.50	14.10.2020	₹ 1,19,21,692.00	₹ 8,93,207	08/78
105	CBI	28.11.2017	581553	1051 days	₹ 99,00,000.00	6.50	14.10.2020	₹ 1,19,19,587.00	₹ 8,91,301	08/78
106	CBI	29.11.2017	581554	1050 days	₹ 99,00,000.00	6.50	14.10.2020	₹ 1,19,17,482.00	₹ 8,89,395	08/78
107	CBI	30.11.2017	581555	1049 days	₹ 99,00,000.00	6.50	14.10.2020	₹ 1,19,15,377.00	₹ 8,87,489	08/78
108	CBI	01.12.2017	581556	1048 days	₹ 99,00,000.00	6.50	14.10.2020	₹ 1,19,11,167.00	₹ 8,85,583	08/78
109	CBI	04.12.2017	581557	1045 days	₹ 99,00,000.00	6.50	14.10.2020	₹ 1,19,07,099.00	₹ 8,79,869	08/78
110	CBI	05.12.2017	581558	1044 days	₹ 99,00,000.00	6.50	14.10.2020	₹ 1,19,02,746.00	₹ 8,77,965	08/78



Opening Investment as on 01.04.2019 (PLAN)

Sl.No	Name of Bank	Date of Investment	FDR No.	Period of Investment	Amount of Investment	Rate of Interest PA(%)	Date of Maturity	Maturity Value	Accrued Interest as on 01.04.2019	Remarks (Sl.No./Page No.)
111	CBI	06.12.2017	581559	1043 days	₹ 99,00,000.00	6.50	14.10.2020	₹ 1,19,00,641.00	₹ 8,76,061	08/78
112	CBI	07.12.2017	581560	1042 days	₹ 99,00,000.00	6.50	14.10.2020	₹ 1,18,98,536.00	₹ 8,74,158	08/78
113	CBI	08.12.2017	581561	1041 days	₹ 99,00,000.00	6.50	14.10.2020	₹ 1,18,96,431.00	₹ 8,72,255	08/78
114	CBI	11.12.2017	581562	1038 days	₹ 99,00,000.00	6.50	14.10.2020	₹ 1,18,90,116.00	₹ 8,66,547	08/78
115	CBI	12.12.2017	581563	1037 days	₹ 99,00,000.00	6.50	14.10.2020	₹ 1,18,88,011.00	₹ 8,64,646	08/78
116	CBI	13.12.2017	581564	1036 days	₹ 99,00,000.00	6.50	14.10.2020	₹ 1,18,85,906.00	₹ 8,62,744	08/78
117	CBI	14.12.2017	581667	1035 days	₹ 99,00,000.00	6.50	14.10.2020	₹ 1,18,83,800.00	₹ 8,60,843	08/78
118	CBI	26.12.2017	581565	1023 days	₹ 99,00,000.00	6.50	14.10.2020	₹ 1,18,58,540.00	₹ 8,38,056	08/78
119	CBI	15.12.2017	581566	1034 days	₹ 99,00,000.00	6.50	14.10.2020	₹ 1,18,81,696.00	₹ 8,58,942	08/78
120	CBI	16.12.2017	581567	1033 days	₹ 99,00,000.00	6.50	14.10.2020	₹ 1,18,81,696.00	₹ 8,57,042	08/78
121	CBI	18.12.2017	581568	1031 days	₹ 99,00,000.00	6.50	14.10.2020	₹ 1,18,75,381.00	₹ 8,53,242	08/78
122	CBI	19.12.2017	581569	1030 days	₹ 99,00,000.00	6.50	14.10.2020	₹ 1,18,73,276.00	₹ 8,51,343	08/78
123	CBI	20.12.2017	581570	1029 days	₹ 99,00,000.00	6.50	14.10.2020	₹ 1,18,71,171.00	₹ 8,49,444	08/78
124	CBI	21.12.2017	581575	1028 days	₹ 99,00,000.00	6.50	14.10.2020	₹ 1,18,69,066.00	₹ 8,47,545	08/78
125	CBI	22.12.2017	581576	1027 days	₹ 99,00,000.00	6.50	14.10.2020	₹ 1,18,66,961.00	₹ 8,45,647	08/78
126	CBI	27.12.2017	581577	1022 days	₹ 99,00,000.00	6.50	14.10.2020	₹ 1,18,56,435.00	₹ 8,36,160	08/78
127	CBI	28.12.2017	581578	1021 days	₹ 99,00,000.00	6.50	14.10.2020	₹ 1,18,54,330.00	₹ 8,34,263	08/78
128	CBI	29.12.2017	581608	1020 days	₹ 40,00,000.00	6.50	14.10.2020	₹ 47,88,778.00	₹ 3,36,310	08/99
129	Syndicate Bank	22.12.2017	600126	35 Months	₹ 99,00,000.00	6.60	22.11.2020	₹ 1,19,83,412.49	₹ 8,59,095	08/99
130	Syndicate Bank	26.12.2017	600128	34 Months 27 days	₹ 99,00,000.00	6.60	22.11.2020	₹ 1,19,74,839.59	₹ 8,51,380	08/99
131	Syndicate Bank	27.12.2017	600131	34 Months 26 days	₹ 99,00,000.00	6.60	22.11.2020	₹ 1,19,72,696.37	₹ 8,49,452	08/99
132	Syndicate Bank	28.12.2017	600132	34 Months 25 days	₹ 99,00,000.00	6.60	22.11.2020	₹ 1,19,70,553.15	₹ 8,47,524	08/99
133	Syndicate Bank	29.12.2017	600134	34 Months 24 days	₹ 99,00,000.00	6.60	22.11.2020	₹ 1,19,68,409.92	₹ 8,45,596	08/99
134	Syndicate Bank	30.12.2017	600135	34 Months 23 days	₹ 99,00,000.00	6.60	22.11.2020	₹ 1,19,66,266.70	₹ 8,43,669	08/99
135	Syndicate Bank	01.01.2018	600148	34 Months 21 days	₹ 99,00,000.00	6.60	22.11.2020	₹ 1,19,64,123.47	₹ 8,39,816	08/99
136	Syndicate Bank	02.01.2018	600149	34 Months 20 days	₹ 99,00,000.00	6.60	22.11.2020	₹ 1,19,61,980.25	₹ 8,37,890	08/99
137	Syndicate Bank	03.01.2018	600142	34 Months 19 days	₹ 99,00,000.00	6.60	22.11.2020	₹ 1,19,59,837.03	₹ 8,35,965	08/99
138	Syndicate Bank	04.01.2018	600147	34 Months 18 days	₹ 99,00,000.00	6.60	22.11.2020	₹ 1,19,57,693.80	₹ 8,34,040	08/99
139	Syndicate Bank	05.01.2018	600153	34 Months 17 days	₹ 99,00,000.00	6.60	22.11.2020	₹ 1,19,55,550.58	₹ 8,32,115	08/99
140	Syndicate Bank	06.01.2018	600154	34 Months 16 days	₹ 99,00,000.00	6.60	22.11.2020	₹ 1,19,53,407.36	₹ 8,30,190	08/99
141	Syndicate Bank	08.01.2018	600156	34 Months 14 days	₹ 99,00,000.00	6.60	22.11.2020	₹ 1,19,49,120.91	₹ 8,26,342	08/99
142	Syndicate Bank	09.01.2018	600159	34 Months 13 days	₹ 99,00,000.00	6.60	22.11.2020	₹ 1,19,46,977.69	₹ 8,24,418	08/99
143	Syndicate Bank	10.01.2018	600166	34 Months 12 days	₹ 99,00,000.00	6.60	22.11.2020	₹ 1,19,44,834.46	₹ 8,22,495	08/99
144	Syndicate Bank	12.01.2018	600168	34 Months 10 days	₹ 99,00,000.00	6.60	22.11.2020	₹ 1,19,40,548.02	₹ 8,20,572	08/99
145	Syndicate Bank	15.01.2018	600174	34 Months 07 days	₹ 99,00,000.00	6.60	22.11.2020	₹ 1,19,34,118.34	₹ 8,12,884	08/99
146	Syndicate Bank	16.01.2018	600175	34 Months 06 days	₹ 99,00,000.00	6.60	22.11.2020	₹ 1,19,31,975.12	₹ 8,10,963	08/99



Opening Investment as on 01.04.2019 (PLAN)

Sl.No	Name of Bank	Date of Investment	FDR No.	Period of Investment	Amount of Investment	Rate of Interest PA(%)	Date of Maturity	Maturity Value	Accrued Interest as on 01.04.2019	Remarks (Sl.No./Page No.)
147	P & S Bank	19.11.2018	58122	1 Year 2 Months 17 days	₹ 99,00,000.00	6.70	05.02.2020	₹ 1,07,31,637.00	₹ 2,48,709	41/52
148	P & S Bank	29.11.2018	58125	1 Year 2 Months 7 days	₹ 99,00,000.00	6.70	05.02.2020	₹ 1,07,12,216.00	₹ 2,10,628	41/52
149	P & S Bank	22.11.2018	58130	1 Year 2 Months 14 days	₹ 99,00,000.00	6.70	05.02.2020	₹ 1,07,25,811.00	₹ 2,42,988	41/52
150	P & S Bank	20.11.2018	58131	1 Year 2 Months 16 days	₹ 99,00,000.00	6.70	05.02.2020	₹ 1,07,29,695.00	₹ 2,46,802	41/52
151	P & S Bank	26.11.2018	58133	1 Year 2 Months 10 days	₹ 99,00,000.00	6.70	05.02.2020	₹ 1,07,18,042.00	₹ 2,35,364	41/52
152	P & S Bank	27.11.2018	58135	1 Year 2 Months 9 days	₹ 99,00,000.00	6.70	05.02.2020	₹ 1,07,16,100.00	₹ 2,33,459	41/52
153	P & S Bank	28.11.2018	58138	1 Year 2 Months 8 days	₹ 99,00,000.00	6.70	05.02.2020	₹ 1,07,14,158.00	₹ 2,31,555	41/52
154	P & S Bank	30.11.2018	58140	1 Year 2 Months 6 days	₹ 99,00,000.00	6.70	05.02.2020	₹ 1,07,10,274.00	₹ 2,27,747	41/52
155	P & S Bank	03.12.2018	58144	1 Year 2 Months 2 days	₹ 99,00,000.00	6.70	05.02.2020	₹ 1,07,04,447.00	₹ 2,22,037	41/52
156	P & S Bank	04.12.2018	58145	1 Year 2 Months 1 days	₹ 99,00,000.00	6.70	05.02.2020	₹ 1,07,02,505.00	₹ 2,20,135	41/52
157	P & S Bank	05.12.2018	58147	1 Year 2 Months 4 days	₹ 99,00,000.00	6.70	05.02.2020	₹ 1,07,08,332.00	₹ 2,18,233	41/52
158	P & S Bank	06.12.2018	58150	1 Year 1 Months 30 days	₹ 99,00,000.00	6.70	05.02.2020	₹ 1,06,98,621.00	₹ 2,16,331	41/52
159	P & S Bank	10.12.2018	58151	1 Year 1 Months 26 days	₹ 99,00,000.00	6.70	05.02.2020	₹ 1,06,90,853.00	₹ 2,08,728	41/52
160	P & S Bank	07.12.2018	58154	1 Year 1 Months 29 days	₹ 99,00,000.00	6.70	05.02.2020	₹ 1,06,96,679.00	₹ 2,14,430	41/52
161	P & S Bank	11.12.2018	58155	1 Year 1 Months 25 days	₹ 99,00,000.00	6.70	05.02.2020	₹ 1,06,96,679.00	₹ 2,06,828	41/52
162	P & S Bank	05.12.2018	58157	1 Year 2 Months	₹ 99,00,000.00	6.70	05.02.2020	₹ 1,07,00,563.00	₹ 2,18,233	41/52
163	P & S Bank	12.12.2018	58162	1 Year 1 Months 24 days	₹ 99,00,000.00	6.70	05.02.2020	₹ 1,06,86,968.00	₹ 2,04,928	41/52
164	P & S Bank	13.12.2018	58165	1 Year 1 Months 23 days	₹ 99,00,000.00	6.70	05.02.2020	₹ 1,06,85,026.00	₹ 2,03,029	41/52
165	P & S Bank	14.12.2018	58170	1 Year 1 Months 22 days	₹ 99,00,000.00	6.70	05.02.2020	₹ 1,06,83,084.00	₹ 2,01,130	41/52
166	P & S Bank	17.12.2018	58174	1 Year 1 Months 19 days	₹ 99,00,000.00	6.70	05.02.2020	₹ 1,06,77,258.00	₹ 1,95,436	41/52
167	P & S Bank	19.12.2018	58176	1 Year 1 Months 17 days	₹ 99,00,000.00	6.70	05.02.2020	₹ 1,06,73,374.00	₹ 1,91,641	41/52
168	P & S Bank	18.12.2018	58178	1 Year 1 Months 18 days	₹ 99,00,000.00	6.70	05.02.2020	₹ 1,06,75,316.00	₹ 1,93,538	41/52
169	P & S Bank	15.12.2018	58180	1 Year 1 Months 21 days	₹ 99,00,000.00	6.70	05.02.2020	₹ 1,06,81,142.00	₹ 1,99,232	41/52
170	P & S Bank	24.12.2018	58184	1 Year 1 Months 12 days	₹ 99,00,000.00	6.70	05.02.2020	₹ 1,06,63,663.00	₹ 1,82,161	41/52
171	P & S Bank	20.12.2018	58185	1 Year 1 Months 16 days	₹ 99,00,000.00	6.70	05.02.2020	₹ 1,06,71,431.00	₹ 1,89,744	41/52
172	CBI	12.11.2018	3715819530	139 Days	₹ 10,00,00,000.00	5.75	31.03.2019	₹ 10,21,97,943.00	₹ 21,97,943	41/52
173	CBI	12.11.2018	3715857189	139 Days	₹ 10,00,00,000.00	5.75	31.03.2019	₹ 10,21,97,943.00	₹ 21,97,943	41/52
174	CBI	12.11.2018	3715820170	139 Days	₹ 5,00,00,000.00	5.75	31.03.2019	₹ 5,10,98,971.00	₹ 10,98,971	41/52
	<b>TOTAL</b>				<b>₹ 1,91,63,00,000.00</b>			<b>₹ 2,23,23,31,997.25</b>	<b>₹ 15,23,98,138</b>	



**Addition Investment during the Financial Year 2019-20 (Plan)**

Sl.No	Name of Bank	Date of Investment	FDR No.	Period of Investement	Amount of Investment	Rate of Interest PA(%)	Date of Maturity	Maturity Value	Remarks (Sl.No./Page No.)	Cash Book (Sl./Page No.)
1	PNB	25.04.2019	1620021	1 year	₹ 10,00,00,000.00	7.35	24.04.2020	₹ 10,75,55,079.00	43/53	17
2	PNB	25.04.2019	1620030	1 year	₹ 10,00,00,000.00	7.35	24.04.2020	₹ 10,75,55,079.00	43/53	17
3	PNB	25.04.2019	1620049	1 year	₹ 10,00,00,000.00	7.35	24.04.2020	₹ 10,75,55,079.00	43/53	17
4	PNB	25.04.2019	1620058	1 year	₹ 10,00,00,000.00	7.35	24.04.2020	₹ 10,75,55,079.00	43/53	17
5	PNB	25.04.2019	1620067	1 year	₹ 10,00,00,000.00	7.35	24.04.2020	₹ 10,75,55,079.00	43/53	17
6	PNB	25.04.2019	1620076	1 year	₹ 10,00,00,000.00	7.35	24.04.2020	₹ 10,75,55,079.00	43/53	17
7	PNB	25.04.2019	1620085	1 year	₹ 10,00,00,000.00	7.35	24.04.2020	₹ 10,75,55,079.00	43/53	17
8	PNB	25.04.2019	1620094	1 year	₹ 10,00,00,000.00	7.35	24.04.2020	₹ 10,75,55,079.00	43/53	17
9	PNB	25.04.2019	1620106	1 year	₹ 10,00,00,000.00	7.35	24.04.2020	₹ 10,75,55,079.00	43/53	17
10	PNB	25.04.2019	1620115	1 year	₹ 10,00,00,000.00	7.35	24.04.2020	₹ 10,75,55,079.00	43/53	17
11	PNB	25.04.2019	1620124	1 year	₹ 10,00,00,000.00	7.35	24.04.2020	₹ 10,75,55,079.00	43/53	17
12	PNB	25.04.2019	1620133	1 year	₹ 10,00,00,000.00	7.35	24.04.2020	₹ 10,75,55,079.00	43/53	17
13	PNB	25.04.2019	1620142	1 year	₹ 10,00,00,000.00	7.35	24.04.2020	₹ 10,75,55,079.00	43/53	17
14	PNB	25.04.2019	1620151	1 year	₹ 10,00,00,000.00	7.35	24.04.2020	₹ 10,75,55,079.00	43/53	17
15	PNB	25.04.2019	1620160	1 year	₹ 10,00,00,000.00	7.35	24.04.2020	₹ 10,75,55,079.00	43/53	17
16	PNB	25.04.2019	1620179	1 year	₹ 10,00,00,000.00	7.35	24.04.2020	₹ 10,75,55,079.00	43/53	17
17	PNB	25.04.2019	1620188	1 year	₹ 10,00,00,000.00	7.35	24.04.2020	₹ 10,75,55,079.00	43/53	17
18	PNB	25.04.2019	1620197	1 year	₹ 10,00,00,000.00	7.35	24.04.2020	₹ 10,75,55,079.00	43/53	17
19	PNB	25.04.2019	1620203	1 year	₹ 10,00,00,000.00	7.35	24.04.2020	₹ 10,75,55,079.00	43/53	17
20	PNB	25.04.2019	1620212	1 year	₹ 10,00,00,000.00	7.35	24.04.2020	₹ 10,75,55,079.00	43/53	17
21	PNB	25.04.2019	1620221	1 year	₹ 10,00,00,000.00	7.35	24.04.2020	₹ 10,75,55,079.00	43/53	17
22	PNB	25.04.2019	1620230	1 year	₹ 10,00,00,000.00	7.35	24.04.2020	₹ 10,75,55,079.00	43/53	17
23	PNB	25.04.2019	1620249	1 year	₹ 10,00,00,000.00	7.35	24.04.2020	₹ 10,75,55,079.00	43/53	17
	<b>TOTAL</b>				<b>₹ 2,30,00,00,000.00</b>			<b>₹ 2,47,37,66,817.00</b>		



Matured from Opening During The Financial Year 2019-20 (Plan)

Sl.No	Name of Bank	Date of Investment	FDR No.	Period of Investment	Amount of Investment	Rate of Interest P.A.(%)	Date of Maturity	Maturity Value	Total Interest Received	Opening Accrued As On 01.04.2019 To Be Reverse	Interest in 2019-20 (Total Interest Less opening accrued)	Cash Book (Sl./Page No.)
1	CBI	07.08.2017	529606	659 Days	₹ 99,00,000.00	6.50	28.05.2019	₹ 1,14,04,001.00	₹ 15,04,001.00	₹ 11,08,876	₹ 3,95,124.92	58/DEMF
2	CBI	10.08.2017	529609	656 Days	₹ 99,00,000.00	6.50	17.01.2019	₹ 1,10,43,657.00	₹ 11,43,657.00	₹ 11,03,043	₹ 40,613.55	58/DEMF
2	CBI	12.11.2018	3715319530	139 Days	₹ 10,00,00,000.00	5.75	31.03.2019	₹ 10,21,97,943.00	₹ 21,97,943.00	₹ 21,97,943	₹ 0.00	17
4	CBI	12.11.2018	3715357189	139 Days	₹ 10,00,00,000.00	5.75	31.03.2019	₹ 10,21,97,943.00	₹ 21,97,943.00	₹ 21,97,943	₹ 0.00	17
5	CBI	12.11.2018	37153320170	139 Days	₹ 5,00,00,000.00	5.75	31.03.2019	₹ 5,10,98,971.00	₹ 10,98,971.00	₹ 10,98,971	₹ 0.00	17
6	P & S Bank	19.11.2018	58122	1 Year 2 Months 17 days	₹ 99,00,000.00	6.70	05.02.2020	₹ 1,07,31,637.00	₹ 8,31,637.00	₹ 2,48,709	₹ 5,82,928.03	69
7	P & S Bank	29.11.2018	58125	1 Year 2 Months 7 days	₹ 99,00,000.00	6.70	05.02.2020	₹ 1,07,12,216.00	₹ 8,12,216.00	₹ 2,10,628	₹ 6,01,588.01	69
8	P & S Bank	22.11.2018	58130	1 Year 2 Months 14 days	₹ 99,00,000.00	6.70	05.02.2020	₹ 1,07,25,811.00	₹ 8,25,811.00	₹ 2,42,988	₹ 5,82,823.31	69
9	P & S Bank	20.11.2018	58131	1 Year 2 Months 16 days	₹ 99,00,000.00	6.70	05.02.2020	₹ 1,07,29,695.00	₹ 8,29,695.00	₹ 2,46,802	₹ 5,82,893.48	69
10	P & S Bank	26.11.2018	58133	1 Year 2 Months 10 days	₹ 99,00,000.00	6.70	05.02.2020	₹ 1,07,18,042.00	₹ 8,18,042.00	₹ 2,35,364	₹ 5,82,677.66	69
11	P & S Bank	27.11.2018	58135	1 Year 2 Months 9 days	₹ 99,00,000.00	6.70	05.02.2020	₹ 1,07,16,100.00	₹ 8,16,100.00	₹ 2,33,459	₹ 5,82,640.61	69
12	P & S Bank	28.11.2018	58138	1 Year 2 Months 8 days	₹ 99,00,000.00	6.70	05.02.2020	₹ 1,07,14,158.00	₹ 8,14,158.00	₹ 2,31,555	₹ 5,82,603.19	69
13	P & S Bank	30.11.2018	58140	1 Year 2 Months 6 days	₹ 99,00,000.00	6.70	05.02.2020	₹ 1,07,10,274.00	₹ 8,10,274.00	₹ 2,27,747	₹ 5,82,527.29	69
14	P & S Bank	03.12.2018	58144	1 Year 2 Months 2 days	₹ 99,00,000.00	6.70	05.02.2020	₹ 1,07,04,447.00	₹ 8,04,447.00	₹ 2,22,037	₹ 5,82,409.75	69
15	P & S Bank	04.12.2018	58145	1 Year 2 Months 1 days	₹ 99,00,000.00	6.70	05.02.2020	₹ 1,07,02,505.00	₹ 8,02,505.00	₹ 2,20,135	₹ 5,82,370.18	69
16	P & S Bank	05.12.2018	58147	1 Year 2 Months 4 days	₹ 99,00,000.00	6.70	05.02.2020	₹ 1,07,08,332.00	₹ 8,08,332.00	₹ 2,18,233	₹ 5,90,099.26	69
17	P & S Bank	06.12.2018	58150	1 Year 1 Months 30 days	₹ 99,00,000.00	6.70	05.02.2020	₹ 1,06,98,621.00	₹ 7,98,621.00	₹ 2,16,331	₹ 5,82,289.99	69
18	P & S Bank	10.12.2018	58151	1 Year 1 Months 26 days	₹ 99,00,000.00	6.70	05.02.2020	₹ 1,06,90,853.00	₹ 7,90,853.00	₹ 2,08,728	₹ 5,82,123.31	69
19	P & S Bank	07.12.2018	58154	1 Year 1 Months 29 days	₹ 99,00,000.00	6.70	05.02.2020	₹ 1,06,96,679.00	₹ 7,96,679.00	₹ 2,14,430	₹ 5,82,249.35	69
20	P & S Bank	11.12.2018	58155	1 Year 1 Months 25 days	₹ 99,00,000.00	6.70	05.02.2020	₹ 1,06,96,679.00	₹ 7,96,679.00	₹ 2,06,828	₹ 5,89,851.24	69
21	P & S Bank	05.12.2018	58157	1 Year 2 Months	₹ 99,00,000.00	6.70	05.02.2020	₹ 1,07,00,563.00	₹ 8,00,563.00	₹ 2,18,233	₹ 5,82,330.26	69
22	P & S Bank	12.12.2018	58162	1 Year 1 Months 24 days	₹ 99,00,000.00	6.70	05.02.2020	₹ 1,06,86,968.00	₹ 7,86,968.00	₹ 2,04,928	₹ 5,82,039.82	69
23	P & S Bank	13.12.2018	58165	1 Year 1 Months 23 days	₹ 99,00,000.00	6.70	05.02.2020	₹ 1,06,85,026.00	₹ 7,85,026.00	₹ 2,03,029	₹ 5,81,997.04	69
24	P & S Bank	14.12.2018	58170	1 Year 1 Months 22 days	₹ 99,00,000.00	6.70	05.02.2020	₹ 1,06,83,084.00	₹ 7,83,084.00	₹ 2,01,130	₹ 5,81,953.91	69
25	P & S Bank	17.12.2018	58174	1 Year 1 Months 19 days	₹ 99,00,000.00	6.70	05.02.2020	₹ 1,06,77,258.00	₹ 7,77,258.00	₹ 1,95,436	₹ 5,81,822.36	69
26	P & S Bank	19.12.2018	58176	1 Year 1 Months 17 days	₹ 99,00,000.00	6.70	05.02.2020	₹ 1,06,73,374.00	₹ 7,73,374.00	₹ 1,91,641	₹ 5,81,732.88	69
27	P & S Bank	18.12.2018	58178	1 Year 1 Months 18 days	₹ 99,00,000.00	6.70	05.02.2020	₹ 1,06,75,316.00	₹ 7,75,316.00	₹ 1,93,538	₹ 5,81,777.80	69
28	P & S Bank	15.12.2018	58180	1 Year 1 Months 21 days	₹ 99,00,000.00	6.70	05.02.2020	₹ 1,06,81,142.00	₹ 7,81,142.00	₹ 1,99,232	₹ 5,81,910.42	69
29	P & S Bank	24.12.2018	58184	1 Year 1 Months 12 days	₹ 99,00,000.00	6.70	05.02.2020	₹ 1,06,63,663.00	₹ 7,63,663.00	₹ 1,82,161	₹ 5,81,501.94	69
30	P & S Bank	20.12.2018	58185	1 Year 1 Months 16 days	₹ 99,00,000.00	6.70	05.02.2020	₹ 1,06,71,431.00	₹ 7,71,431.00	₹ 1,89,744	₹ 5,81,686.61	69
	TOTAL				₹ 51,73,00,000.00			₹ 54,53,96,389.00	₹ 2,80,96,389.00	₹ 1,30,69,821	₹ 1,50,26,568.17	

Matured from Addition Investment During The Financial Year 2019-20 (Plan)

Sl.No	Name of Bank	Date of Investment	FDR No.	Period of Investment	Amount of Investment	Rate of Interest P.A.(%)	Date of Maturity	Maturity Value	Total Interest Received	Opening Accrued As On 01.04.2019 To Be Reverse	Interest in 2019-20	Cash Book (Sl./Page No.)

NIL



DELHI URBAN SHELTER IMPROVEMENT BOARD  
दिल्ली शहरी आश्रय सुधार बोर्ड

Closing Investment During The Financial Year 2019-20 (Plan)

Sl.No	Name of Bank	Date of Investment	FDR No.	Period of Investment	Amount of Investment	Rate of Interest PA(%)	Date of Maturity	Maturity Value	No. Of Days Upto 31.03.2020	Accrued Interest as on 31.03.2020 to be taken in B/Sheet	Opening Accrued As On 01.04.2019	Accrued Interest For The Year To Taken In Income	Remarks (Sl.No./Page No.)
1	Allahabad Bank	28.06.2017	815715	12 Years 11 Months	₹ 99,00,000.00	6.75	28.05.2020	₹ 1,20,35,115.00	1007 Days	₹ 20,07,958	₹ 12,34,927	₹ 7,73,030.68	14/72
2	Allahabad Bank	29.06.2017	815716	1064 days	₹ 99,00,000.00	6.75	28.05.2020	₹ 1,20,32,914.00	1006 Days	₹ 20,05,775	₹ 12,32,885	₹ 7,72,889.51	14/72
3	Allahabad Bank	30.06.2017	815717	1063 days	₹ 99,00,000.00	6.75	28.05.2020	₹ 1,20,30,713.00	1005 Days	₹ 20,03,592	₹ 12,30,844	₹ 7,72,747.96	14/72
4	Allahabad Bank	01.07.2017	815718	1062 days	₹ 99,00,000.00	6.75	28.05.2020	₹ 1,20,28,512.00	1004 Days	₹ 20,01,409	₹ 12,28,803	₹ 7,72,606.05	14/72
5	Allahabad Bank	03.07.2017	815719	1060 days	₹ 99,00,000.00	6.75	28.05.2020	₹ 1,20,26,311.00	1002 Days	₹ 19,97,044	₹ 12,26,762	₹ 7,72,464.09	14/72
6	Allahabad Bank	04.07.2017	815720	1059 days	₹ 99,00,000.00	6.75	28.05.2020	₹ 1,20,24,110.00	1001 Days	₹ 19,94,863	₹ 12,24,621	₹ 7,72,322.09	14/72
7	Allahabad Bank	05.07.2017	815721	1058 days	₹ 99,00,000.00	6.75	28.05.2020	₹ 1,20,21,909.00	1000 Days	₹ 19,92,682	₹ 12,22,480	₹ 7,72,180.04	14/72
8	Allahabad Bank	06.07.2017	815724	1057 days	₹ 99,00,000.00	6.75	28.05.2020	₹ 1,20,19,708.00	999 Days	₹ 19,90,501	₹ 12,20,339	₹ 7,71,938.04	14/72
9	Allahabad Bank	07.07.2017	815725	1056 days	₹ 99,00,000.00	6.75	28.05.2020	₹ 1,20,17,507.00	998 Days	₹ 19,88,320	₹ 12,18,198	₹ 7,71,796.04	14/72
10	Allahabad Bank	10.07.2017	815730	1053 days	₹ 99,00,000.00	6.75	28.05.2020	₹ 1,20,15,306.00	995 Days	₹ 19,86,139	₹ 12,16,057	₹ 7,71,654.04	14/72
11	Allahabad Bank	11.07.2017	815731	1052 days	₹ 99,00,000.00	6.75	28.05.2020	₹ 1,20,13,105.00	994 Days	₹ 19,83,958	₹ 12,13,916	₹ 7,71,512.04	14/72
12	Allahabad Bank	12.07.2017	815732	1051 days	₹ 99,00,000.00	6.75	28.05.2020	₹ 1,20,10,904.00	993 Days	₹ 19,81,777	₹ 12,11,775	₹ 7,71,370.04	14/72
13	Allahabad Bank	13.07.2017	815734	1050 days	₹ 99,00,000.00	6.75	28.05.2020	₹ 1,20,08,703.00	992 Days	₹ 19,79,596	₹ 12,09,634	₹ 7,71,228.04	14/72
14	Allahabad Bank	14.07.2017	815735	1049 days	₹ 99,00,000.00	6.75	28.05.2020	₹ 1,20,06,502.00	991 Days	₹ 19,77,415	₹ 12,07,493	₹ 7,71,086.04	14/72
15	Allahabad Bank	15.07.2017	815736	1048 days	₹ 99,00,000.00	6.75	28.05.2020	₹ 1,20,04,301.00	990 Days	₹ 19,75,234	₹ 12,05,352	₹ 7,70,944.04	14/72
16	Allahabad Bank	17.07.2017	815737	1046 days	₹ 99,00,000.00	6.75	28.05.2020	₹ 1,19,99,900.00	988 Days	₹ 19,73,053	₹ 12,03,211	₹ 7,70,802.04	14/72
17	Allahabad Bank	18.07.2017	815738	1045 days	₹ 99,00,000.00	6.75	28.05.2020	₹ 1,19,97,700.00	987 Days	₹ 19,70,872	₹ 12,01,070	₹ 7,70,660.04	14/72
18	Allahabad Bank	19.07.2017	815739	1044 days	₹ 99,00,000.00	6.75	28.05.2020	₹ 1,19,95,500.00	986 Days	₹ 19,68,691	₹ 11,98,929	₹ 7,70,518.04	14/72
19	Allahabad Bank	20.07.2017	815740	1043 days	₹ 99,00,000.00	6.75	28.05.2020	₹ 1,19,93,300.00	985 Days	₹ 19,66,510	₹ 11,96,788	₹ 7,70,376.04	14/72
20	Allahabad Bank	21.07.2017	815743	1042 days	₹ 99,00,000.00	6.75	28.05.2020	₹ 1,19,91,100.00	984 Days	₹ 19,64,329	₹ 11,94,647	₹ 7,70,234.04	14/72
21	Allahabad Bank	24.07.2017	815746	1039 days	₹ 99,00,000.00	6.75	28.05.2020	₹ 1,19,88,900.00	982 Days	₹ 19,62,148	₹ 11,92,506	₹ 7,70,092.04	14/72
22	Allahabad Bank	25.07.2017	815749	1037 days	₹ 99,00,000.00	6.75	28.05.2020	₹ 1,19,86,700.00	981 Days	₹ 19,60,000	₹ 11,90,365	₹ 7,69,950.04	14/72
23	Allahabad Bank	26.07.2017	815751	1036 days	₹ 99,00,000.00	6.75	28.05.2020	₹ 1,19,84,500.00	980 Days	₹ 19,57,857	₹ 11,88,224	₹ 7,69,808.04	14/72
24	Allahabad Bank	27.07.2017	815751	1036 days	₹ 99,00,000.00	6.75	28.05.2020	₹ 1,19,82,300.00	979 Days	₹ 19,55,714	₹ 11,86,083	₹ 7,69,666.04	14/72
25	Allahabad Bank	28.07.2017	815757	1035 days	₹ 99,00,000.00	6.75	28.05.2020	₹ 1,19,80,100.00	978 Days	₹ 19,53,571	₹ 11,83,938	₹ 7,69,524.04	14/72
26	Allahabad Bank	29.07.2017	815758	1034 days	₹ 99,00,000.00	6.75	28.05.2020	₹ 1,19,77,900.00	977 Days	₹ 19,51,428	₹ 11,81,793	₹ 7,69,382.04	14/72
27	Allahabad Bank	31.07.2017	815760	1032 days	₹ 99,00,000.00	6.75	28.05.2020	₹ 1,19,75,700.00	976 Days	₹ 19,49,285	₹ 11,79,648	₹ 7,69,240.04	14/72
28	Allahabad Bank	01.08.2017	815762	1031 days	₹ 99,00,000.00	6.75	28.05.2020	₹ 1,19,73,500.00	975 Days	₹ 19,47,142	₹ 11,77,503	₹ 7,69,098.04	14/72
29	Allahabad Bank	02.08.2017	815764	1030 days	₹ 99,00,000.00	6.75	28.05.2020	₹ 1,19,71,300.00	974 Days	₹ 19,45,000	₹ 11,75,358	₹ 7,68,956.04	14/72
30	Allahabad Bank	03.08.2017	815766	1029 days	₹ 99,00,000.00	6.75	28.05.2020	₹ 1,19,69,100.00	973 Days	₹ 19,42,857	₹ 11,73,213	₹ 7,68,814.04	14/72
31	Allahabad Bank	04.08.2017	815768	1028 days	₹ 99,00,000.00	6.75	28.05.2020	₹ 1,19,66,900.00	972 Days	₹ 19,40,714	₹ 11,71,068	₹ 7,68,672.04	14/72
32	Allahabad Bank	05.08.2017	815771	1027 days	₹ 99,00,000.00	6.75	28.05.2020	₹ 1,19,64,700.00	971 Days	₹ 19,38,571	₹ 11,68,923	₹ 7,68,530.04	14/72
33	Allahabad Bank	07.08.2017	815772	1025 days	₹ 99,00,000.00	6.75	28.05.2020	₹ 1,19,62,500.00	969 Days	₹ 19,36,428	₹ 11,66,778	₹ 7,68,388.04	14/72
34	Allahabad Bank	08.08.2017	815773	1024 days	₹ 99,00,000.00	6.75	28.05.2020	₹ 1,19,60,300.00	968 Days	₹ 19,34,285	₹ 11,64,633	₹ 7,68,246.04	14/72
35	Allahabad Bank	09.08.2017	815774	1023 days	₹ 99,00,000.00	6.75	28.05.2020	₹ 1,19,58,100.00	967 Days	₹ 19,32,142	₹ 11,62,488	₹ 7,68,104.04	14/72
36	Allahabad Bank	10.08.2017	815775	1022 days	₹ 99,00,000.00	6.75	28.05.2020	₹ 1,19,55,900.00	966 Days	₹ 19,30,000	₹ 11,60,343	₹ 7,67,962.04	14/72
37	CBI	14.07.2017	529589	1064 days	₹ 99,00,000.00	6.50	22.06.2020	₹ 1,19,53,700.00	987 Days	₹ 18,85,725	₹ 11,45,888	₹ 7,37,885.61	37/52
38	CBI	15.07.2017	529591	1071 days	₹ 99,00,000.00	6.50	20.06.2020	₹ 1,19,51,500.00	988 Days	₹ 18,83,582	₹ 11,43,743	₹ 7,37,743.04	37/52
39	CBI	17.07.2017	529569	1071 days	₹ 99,00,000.00	6.50	22.06.2020	₹ 1,19,49,300.00	987 Days	₹ 18,81,439	₹ 11,41,598	₹ 7,37,601.04	37/52
40	CBI	18.07.2017	529592	1068 days	₹ 99,00,000.00	6.50	20.06.2020	₹ 1,19,47,100.00	988 Days	₹ 18,79,294	₹ 11,39,453	₹ 7,37,459.04	37/52
41	CBI	19.07.2017	529593	1059 days	₹ 99,00,000.00	6.50	22.06.2020	₹ 1,19,44,900.00	986 Days	₹ 18,77,149	₹ 11,37,308	₹ 7,37,317.04	37/52
42	CBI	20.07.2017	529533	1058 days	₹ 99,00,000.00	6.50	22.06.2020	₹ 1,19,42,700.00	985 Days	₹ 18,75,004	₹ 11,35,163	₹ 7,37,175.04	37/52
43	CBI	21.07.2017	529594	1057 days	₹ 99,00,000.00	6.50	22.06.2020	₹ 1,19,40,500.00	984 Days	₹ 18,72,859	₹ 11,33,018	₹ 7,37,033.04	37/52
44	CBI	24.07.2017	529595	1054 days	₹ 99,00,000.00	6.50	22.06.2020	₹ 1,19,38,300.00	981 Days	₹ 18,70,714	₹ 11,30,873	₹ 7,36,891.04	37/52
45	CBI	25.07.2017	529596	1053 days	₹ 99,00,000.00	6.50	22.06.2020	₹ 1,19,36,100.00	980 Days	₹ 18,68,569	₹ 11,28,728	₹ 7,36,749.04	37/52
46	CBI	26.07.2017	529570	1052 days	₹ 99,00,000.00	6.50	22.06.2020	₹ 1,19,33,900.00	979 Days	₹ 18,66,424	₹ 11,26,583	₹ 7,36,607.04	37/52
47	CBI	27.07.2017	529598	1051 days	₹ 99,00,000.00	6.50	22.06.2020	₹ 1,19,31,700.00	978 Days	₹ 18,64,279	₹ 11,24,438	₹ 7,36,465.04	37/52



**DELHI URBAN SHELTER IMPROVEMENT BOARD**  
**दिल्ली शहरी आश्रय सुधार बोर्ड**

**Closing Investment During The Financial Year 2019-20 (Plan)**

Sl.No	Name of Bank	Date of Investment	FDR No.	Period of Investment	Amount of Investment	Rate of Interest PA(%)	Date of Maturity	Maturity Value	No. Of Days Upto 31.03.2020	Accrued Interest as on 31.03.2020 to be taken in B/Sheet	Opening Accrued As On 01.04.2019	Accrued Interest For The Year To Taken In Income	Remarks (Sl.No/Page No.)
48	CBI	28.07.2017	529599	1050 days	₹ 99,00,000.00	6.50	12.06.2020	₹ 1,19,15,377.00	977 Days	₹ 18,64,924	₹ 11,28,341	₹ 7,36,583.47	37/52
49	CBI	29.07.2017	529600	1049 days	₹ 99,00,000.00	6.50	12.06.2020	₹ 1,19,13,272.00	976 Days	₹ 18,62,845	₹ 11,26,393	₹ 7,36,452.46	37/52
50	CBI	31.07.2017	529601	1047 days	₹ 99,00,000.00	6.50	12.06.2020	₹ 1,19,11,167.00	974 Days	₹ 18,58,691	₹ 11,22,498	₹ 7,36,193.42	37/52
51	CBI	01.08.2017	529602	1046 days	₹ 99,00,000.00	6.50	12.06.2020	₹ 1,19,09,061.00	973 Days	₹ 18,56,614	₹ 11,20,551	₹ 7,36,063.38	37/52
52	CBI	02.08.2017	529603	1045 days	₹ 99,00,000.00	6.50	12.06.2020	₹ 1,19,06,956.00	972 Days	₹ 18,54,537	₹ 11,18,604	₹ 7,35,932.99	37/52
53	CBI	03.08.2017	529604	1044 days	₹ 99,00,000.00	6.50	12.06.2020	₹ 1,19,04,851.00	971 Days	₹ 18,52,461	₹ 11,16,658	₹ 7,35,803.27	37/52
54	CBI	04.08.2017	529605	1043 days	₹ 99,00,000.00	6.50	12.06.2020	₹ 1,19,02,746.00	970 Days	₹ 18,50,385	₹ 11,14,712	₹ 7,35,673.20	37/52
55	CBI	05.08.2017	529606	1042 days	₹ 99,00,000.00	6.50	12.06.2020	₹ 1,19,00,641.00	969 Days	₹ 18,48,309	₹ 11,12,766	₹ 7,35,542.78	37/52
56	Allahabad Bank	14.11.2017	352484	2 Years 11 Months	₹ 99,00,000.00	6.50	14.10.2020	₹ 1,19,49,057.00	868 Days	₹ 16,40,558	₹ 9,18,022	₹ 7,22,536.09	08/78
57	Allahabad Bank	15.11.2017	352491	1064 days	₹ 99,00,000.00	6.50	14.10.2020	₹ 1,19,46,952.00	867 Days	₹ 16,38,519	₹ 9,16,111	₹ 7,22,407.94	08/78
58	Allahabad Bank	16.11.2017	352493	1063 days	₹ 99,00,000.00	6.50	14.10.2020	₹ 1,19,44,847.00	866 Days	₹ 16,36,481	₹ 9,14,201	₹ 7,22,280.44	08/78
59	Allahabad Bank	17.11.2017	352496	1062 days	₹ 99,00,000.00	6.50	14.10.2020	₹ 1,19,42,742.00	865 Days	₹ 16,34,443	₹ 9,12,290	₹ 7,22,152.61	08/78
60	Allahabad Bank	18.11.2017	352497	1061 days	₹ 99,00,000.00	6.50	14.10.2020	₹ 1,19,40,637.00	864 Days	₹ 16,32,406	₹ 9,10,381	₹ 7,22,025.44	08/78
61	Allahabad Bank	20.11.2017	352499	1059 days	₹ 99,00,000.00	6.50	14.10.2020	₹ 1,19,38,532.00	862 Days	₹ 16,30,369	₹ 9,08,470	₹ 7,21,900.00	08/78
62	Allahabad Bank	21.11.2017	352500	1058 days	₹ 99,00,000.00	6.50	14.10.2020	₹ 1,19,36,427.00	861 Days	₹ 16,28,333	₹ 9,06,562	₹ 7,21,771.09	08/78
63	Allahabad Bank	22.11.2017	352502	1057 days	₹ 99,00,000.00	6.50	14.10.2020	₹ 1,19,34,322.00	860 Days	₹ 16,26,296	₹ 9,04,653	₹ 7,21,642.91	08/78
64	Allahabad Bank	23.11.2017	352503	1056 days	₹ 99,00,000.00	6.50	14.10.2020	₹ 1,19,32,217.00	859 Days	₹ 16,24,260	₹ 9,02,745	₹ 7,21,515.39	08/78
65	Allahabad Bank	24.11.2017	352506	1055 days	₹ 99,00,000.00	6.50	14.10.2020	₹ 1,19,30,112.00	858 Days	₹ 16,22,224	₹ 9,00,836	₹ 7,21,387.54	08/78
66	Allahabad Bank	27.11.2017	352507	1052 days	₹ 99,00,000.00	6.50	14.10.2020	₹ 1,19,28,007.00	858 Days	₹ 16,20,189	₹ 8,98,929	₹ 7,21,260.34	08/78
67	Allahabad Bank	28.11.2017	352510	1051 days	₹ 99,00,000.00	6.50	14.10.2020	₹ 1,19,25,902.00	855 Days	₹ 16,18,153	₹ 8,97,020	₹ 7,21,133.11	08/78
68	Allahabad Bank	30.11.2017	352513	1049 days	₹ 99,00,000.00	6.50	14.10.2020	₹ 1,19,23,797.00	853 Days	₹ 16,16,118	₹ 8,95,111	₹ 7,20,999.00	08/78
69	Allahabad Bank	01.12.2017	352517	1048 days	₹ 99,00,000.00	6.50	14.10.2020	₹ 1,19,21,692.00	851 Days	₹ 16,14,083	₹ 8,93,202	₹ 7,20,872.33	08/78
70	Allahabad Bank	04.12.2017	352518	1045 days	₹ 99,00,000.00	6.50	14.10.2020	₹ 1,19,19,587.00	848 Days	₹ 16,12,048	₹ 8,91,293	₹ 7,20,745.20	08/78
71	Allahabad Bank	05.12.2017	352521	1044 days	₹ 99,00,000.00	6.50	14.10.2020	₹ 1,19,17,482.00	847 Days	₹ 16,10,013	₹ 8,89,384	₹ 7,20,618.00	08/78
72	Allahabad Bank	06.12.2017	352522	1043 days	₹ 99,00,000.00	6.50	14.10.2020	₹ 1,19,15,377.00	846 Days	₹ 16,07,978	₹ 8,87,475	₹ 7,20,491.00	08/78
73	Allahabad Bank	07.12.2017	352525	1042 days	₹ 99,00,000.00	6.50	14.10.2020	₹ 1,19,13,272.00	845 Days	₹ 16,05,943	₹ 8,85,566	₹ 7,20,364.00	08/78
74	Allahabad Bank	08.12.2017	352527	1041 days	₹ 99,00,000.00	6.50	14.10.2020	₹ 1,19,11,167.00	844 Days	₹ 16,03,908	₹ 8,83,657	₹ 7,20,237.00	08/78
75	Allahabad Bank	11.12.2017	352528	1038 days	₹ 99,00,000.00	6.50	14.10.2020	₹ 1,19,09,061.00	841 Days	₹ 16,01,873	₹ 8,81,748	₹ 7,20,110.00	08/78
76	Allahabad Bank	12.12.2017	352530	1037 days	₹ 99,00,000.00	6.50	14.10.2020	₹ 1,19,06,956.00	838 Days	₹ 15,99,838	₹ 8,79,839	₹ 7,19,983.00	08/78
77	Allahabad Bank	13.12.2017	352532	1036 days	₹ 99,00,000.00	6.50	14.10.2020	₹ 1,19,04,851.00	837 Days	₹ 15,97,803	₹ 8,77,930	₹ 7,19,856.00	08/78
78	Allahabad Bank	14.12.2017	352533	1035 days	₹ 99,00,000.00	6.50	14.10.2020	₹ 1,19,02,746.00	836 Days	₹ 15,95,768	₹ 8,76,021	₹ 7,19,729.00	08/78
79	Allahabad Bank	15.12.2017	352535	1034 days	₹ 99,00,000.00	6.50	14.10.2020	₹ 1,18,98,536.00	834 Days	₹ 15,93,733	₹ 8,74,112	₹ 7,19,602.00	08/78
80	Allahabad Bank	16.12.2017	352536	1033 days	₹ 99,00,000.00	6.50	14.10.2020	₹ 1,18,96,431.00	844 Days	₹ 15,91,734	₹ 8,72,255	₹ 7,19,475.00	08/78
81	Allahabad Bank	17.12.2017	352537	1032 days	₹ 99,00,000.00	6.50	14.10.2020	₹ 1,18,94,326.00	841 Days	₹ 15,89,735	₹ 8,70,346	₹ 7,19,348.00	08/78
82	Allahabad Bank	18.12.2017	352538	1031 days	₹ 99,00,000.00	6.50	14.10.2020	₹ 1,18,92,221.00	838 Days	₹ 15,87,736	₹ 8,68,437	₹ 7,19,221.00	08/78
83	Allahabad Bank	19.12.2017	352539	1030 days	₹ 99,00,000.00	6.50	14.10.2020	₹ 1,18,90,116.00	837 Days	₹ 15,85,737	₹ 8,66,528	₹ 7,19,094.00	08/78
84	Allahabad Bank	20.12.2017	352540	1029 days	₹ 99,00,000.00	6.50	14.10.2020	₹ 1,18,88,011.00	836 Days	₹ 15,83,738	₹ 8,64,619	₹ 7,18,967.00	08/78
85	Allahabad Bank	21.12.2017	352541	1028 days	₹ 99,00,000.00	6.50	14.10.2020	₹ 1,18,85,906.00	835 Days	₹ 15,81,739	₹ 8,62,710	₹ 7,18,840.00	08/78
86	Allahabad Bank	22.12.2017	352542	1027 days	₹ 99,00,000.00	6.50	14.10.2020	₹ 1,18,83,801.00	834 Days	₹ 15,79,740	₹ 8,60,801	₹ 7,18,713.00	08/78
87	Allahabad Bank	23.12.2017	352543	1026 days	₹ 99,00,000.00	6.50	14.10.2020	₹ 1,18,81,696.00	833 Days	₹ 15,77,741	₹ 8,58,892	₹ 7,18,586.00	08/78
88	Allahabad Bank	24.12.2017	352544	1025 days	₹ 99,00,000.00	6.50	14.10.2020	₹ 1,18,79,591.00	832 Days	₹ 15,75,742	₹ 8,56,983	₹ 7,18,459.00	08/78
89	Allahabad Bank	25.12.2017	352545	1024 days	₹ 99,00,000.00	6.50	14.10.2020	₹ 1,18,77,486.00	831 Days	₹ 15,73,743	₹ 8,55,074	₹ 7,18,332.00	08/78
90	Allahabad Bank	26.12.2017	352546	1023 days	₹ 99,00,000.00	6.50	14.10.2020	₹ 1,18,75,381.00	830 Days	₹ 15,71,744	₹ 8,53,165	₹ 7,18,205.00	08/78
91	Allahabad Bank	27.12.2017	352547	1022 days	₹ 99,00,000.00	6.50	14.10.2020	₹ 1,18,73,276.00	829 Days	₹ 15,69,745	₹ 8,51,256	₹ 7,18,078.00	08/78
92	Allahabad Bank	28.12.2017	352548	1021 days	₹ 99,00,000.00	6.50	14.10.2020	₹ 1,18,71,171.00	828 Days	₹ 15,67,746	₹ 8,49,347	₹ 7,17,951.00	08/78
93	Allahabad Bank	29.12.2017	352549	1020 days	₹ 99,00,000.00	6.50	14.10.2020	₹ 1,18,69,066.00	827 Days	₹ 15,65,747	₹ 8,47,438	₹ 7,17,824.00	08/78
94	Allahabad Bank	30.12.2017	352550	1019 days	₹ 99,00,000.00	6.50	14.10.2020	₹ 1,18,66,961.00	826 Days	₹ 15,63,748	₹ 8,45,529	₹ 7,17,697.00	08/78
95	Allahabad Bank	31.12.2017	352551	1018 days	₹ 99,00,000.00	6.50	14.10.2020	₹ 1,18,64,856.00	825 Days	₹ 15,61,749	₹ 8,43,620	₹ 7,17,570.00	08/78
96	Allahabad Bank	01.01.2018	352552	1017 days	₹ 99,00,000.00	6.50	14.10.2020	₹ 1,18,62,751.00	824 Days	₹ 15,59,750	₹ 8,41,711	₹ 7,17,443.00	08/78
97	Allahabad Bank	02.01.2018	352553	1016 days	₹ 99,00,000.00	6.50	14.10.2020	₹ 1,18,60,646.00	823 Days	₹ 15,57,751	₹ 8,39,802	₹ 7,17,316.00	08/78
98	Allahabad Bank	03.01.2018	352554	1015 days	₹ 99,00,000.00	6.50	14.10.2020	₹ 1,18,58,541.00	822 Days	₹ 15,55,752	₹ 8,37,893	₹ 7,17,189.00	08/78
99	Allahabad Bank	04.01.2018	352555	1014 days	₹ 99,00,000.00	6.50	14.10.2020	₹ 1,18,56,436.00	821 Days	₹ 15,53,753	₹ 8,35,984	₹ 7,17,062.00	08/78
100	Allahabad Bank	05.01.2018	352556	1013 days	₹ 99,00,000.00	6.50	14.10.2020	₹ 1,18,54,331.00	820 Days	₹ 15,51,754	₹ 8,34,075	₹ 7,16,935.00	08/78
101	Allahabad Bank	06.01.2018	352557	1012 days	₹ 99,00,000.00	6.50	14.10.2020	₹ 1,18,52,226.00	819 Days	₹ 15,49,755	₹ 8,32,166	₹ 7,16,808.00	08/78
102	Allahabad Bank	07.01.2018	352558	1011 days	₹ 99,00,000.00	6.50	14.10.2020	₹ 1,18,50,121.00	818 Days	₹ 15,47,756	₹ 8,30,257	₹ 7,16,681.00	08/78
103	Allahabad Bank	08.01.2018	352559	1010 days	₹ 99,00,000.00	6.50	14.10.2020	₹ 1,18,48,016.00	817 Days	₹ 15,45,757	₹ 8,28,348	₹ 7,16,554.00	08/78
104	Allahabad Bank	09.01.2018	352560	1009 days	₹ 99,00,000.00	6.50	14.10.2020	₹ 1,18,45,911.00	816 Days	₹ 15,43,758	₹ 8,26,439	₹ 7,16,427.00	08/78
105	Allahabad Bank	10.01.2018	352561	1008 days	₹ 99,00,000.00	6.50	14.10.2020	₹ 1,18,43,806.00	815 Days	₹ 15,41,759	₹ 8,24,530	₹ 7,16,300.00	08/78
106	Allahabad Bank	11.01.2018	352562	1007 days	₹ 99,00,000.00	6.50	14.10.2020	₹ 1,18,41,701.00	814 Days	₹ 15,39,760	₹ 8,22,621	₹ 7,16,173.00	08/78
107	Allahabad Bank	12.01.2018	352563	1006 days	₹ 99,00,000.00	6.50	14.10.2020	₹ 1,18,39,596.00	813 Days	₹ 15,37,761	₹ 8,20,712	₹ 7,16,046.00	08/78
108	Allahabad Bank	13.01.2018	352564	1005 days	₹ 99,00,000.00	6.50	14.10.2020	₹ 1,18,37,491.00	812 Days	₹ 15,35,762	₹ 8,18,803	₹ 7,15,919.00	08/78
109	Allahabad Bank	14.01.2018	352565	1004 days	₹ 99,00,000.00	6.50	14.10.2020	₹ 1,18,35,386.00	811 Days	₹ 15,33,763	₹ 8,16,894	₹ 7,15,792.00	08/78
110	Allahabad Bank	15.01.2018											

DELHI URBAN SHELTER IMPROVEMENT BOARD  
दिल्ली शहरी आश्रय सुधार बोर्ड

Closing Investment During The Financial Year 2019-20 (Plan)

Sl.No	Name of Bank	Date of Investment	FDR No.	Period of Investment	Amount of Investment	Rate of Interest PA(%)	Date of Maturity	Maturity Value	No. Of Days Upto 31.03.2020	Accrued Interest as on 31.03.2020 to be taken in B/Sheet	Opening Accrued As On 01.04.2019	Accrued Interest For The Year To Taken In Income	Remarks (Sl.No./Page No.)
95	CBI	20.11.2017	581547	1059 days	₹ 99,00,000.00	6.50	14.10.2020	₹ 1,19,36,437.00	862 Days	₹ 16,28,332	₹ 9,06,562	₹ 7,21,770.09	08/78
96	CBI	21.11.2017	581548	1058 days	₹ 99,00,000.00	6.50	14.10.2020	₹ 1,19,34,322.00	861 Days	₹ 16,26,296	₹ 9,04,653	₹ 7,21,642.91	08/78
97	CBI	22.11.2017	581549	1057 days	₹ 99,00,000.00	6.50	14.10.2020	₹ 1,19,32,217.00	860 Days	₹ 16,24,260	₹ 9,02,745	₹ 7,21,515.39	08/78
98	CBI	23.11.2017	581550	1056 days	₹ 99,00,000.00	6.50	14.10.2020	₹ 1,19,30,112.00	859 Days	₹ 16,22,224	₹ 9,00,836	₹ 7,21,387.54	08/78
99	CBI	24.11.2017	581551	1055 days	₹ 99,00,000.00	6.50	14.10.2020	₹ 1,19,28,007.00	858 Days	₹ 16,20,189	₹ 8,98,929	₹ 7,21,260.34	08/78
100	CBI	27.11.2017	581551	1052 days	₹ 99,00,000.00	6.50	14.10.2020	₹ 1,19,21,692.00	855 Days	₹ 16,14,086	₹ 8,93,207	₹ 7,20,878.74	08/78
101	CBI	28.11.2017	581553	1051 days	₹ 99,00,000.00	6.50	14.10.2020	₹ 1,19,19,587.00	854 Days	₹ 16,12,052	₹ 8,91,301	₹ 7,20,751.20	08/78
102	CBI	29.11.2017	581554	1050 days	₹ 99,00,000.00	6.50	14.10.2020	₹ 1,19,17,482.00	853 Days	₹ 16,10,018	₹ 8,89,395	₹ 7,20,623.33	08/78
103	CBI	30.11.2017	581555	1049 days	₹ 99,00,000.00	6.50	14.10.2020	₹ 1,19,15,377.00	852 Days	₹ 16,07,985	₹ 8,87,489	₹ 7,20,496.11	08/78
104	CBI	01.12.2017	581556	1048 days	₹ 99,00,000.00	6.50	14.10.2020	₹ 1,19,11,167.00	848 Days	₹ 15,99,857	₹ 8,79,869	₹ 7,19,987.89	08/78
105	CBI	04.12.2017	581557	1045 days	₹ 99,00,000.00	6.50	14.10.2020	₹ 1,19,07,099.00	848 Days	₹ 15,97,825	₹ 8,77,965	₹ 7,19,860.00	08/78
106	CBI	05.12.2017	581558	1044 days	₹ 99,00,000.00	6.50	14.10.2020	₹ 1,19,02,746.00	847 Days	₹ 15,95,794	₹ 8,76,061	₹ 7,19,732.76	08/78
107	CBI	06.12.2017	581559	1043 days	₹ 99,00,000.00	6.50	14.10.2020	₹ 1,18,98,536.00	846 Days	₹ 15,93,764	₹ 8,74,158	₹ 7,19,606.20	08/78
108	CBI	07.12.2017	581560	1042 days	₹ 99,00,000.00	6.50	14.10.2020	₹ 1,18,96,431.00	845 Days	₹ 15,91,734	₹ 8,72,255	₹ 7,19,479.29	08/78
109	CBI	08.12.2017	581561	1041 days	₹ 99,00,000.00	6.50	14.10.2020	₹ 1,18,90,116.00	841 Days	₹ 15,85,645	₹ 8,66,547	₹ 7,19,097.56	08/78
110	CBI	11.12.2017	581562	1038 days	₹ 99,00,000.00	6.50	14.10.2020	₹ 1,18,88,011.00	840 Days	₹ 15,83,616	₹ 8,64,646	₹ 7,18,970.31	08/78
111	CBI	12.12.2017	581563	1037 days	₹ 99,00,000.00	6.50	14.10.2020	₹ 1,18,85,906.00	839 Days	₹ 15,81,588	₹ 8,62,744	₹ 7,18,843.73	08/78
112	CBI	13.12.2017	581564	1036 days	₹ 99,00,000.00	6.50	14.10.2020	₹ 1,18,83,800.00	838 Days	₹ 15,79,560	₹ 8,60,843	₹ 7,18,716.80	08/78
113	CBI	14.12.2017	581667	1035 days	₹ 99,00,000.00	6.50	14.10.2020	₹ 1,18,81,696.00	837 Days	₹ 15,77,533	₹ 8,58,942	₹ 7,18,590.55	08/78
114	CBI	26.12.2017	581565	1023 days	₹ 99,00,000.00	6.50	14.10.2020	₹ 1,18,58,540.00	826 Days	₹ 15,55,251	₹ 8,38,056	₹ 7,17,194.58	08/78
115	CBI	15.12.2017	581566	1034 days	₹ 99,00,000.00	6.50	14.10.2020	₹ 1,18,81,696.00	836 Days	₹ 15,75,505	₹ 8,57,042	₹ 7,18,462.96	08/78
116	CBI	16.12.2017	581567	1033 days	₹ 99,00,000.00	6.50	14.10.2020	₹ 1,18,75,381.00	834 Days	₹ 15,71,451	₹ 8,53,242	₹ 7,18,208.76	08/78
117	CBI	18.12.2017	581568	1031 days	₹ 99,00,000.00	6.50	14.10.2020	₹ 1,18,73,276.00	833 Days	₹ 15,69,425	₹ 8,51,343	₹ 7,18,082.16	08/78
118	CBI	19.12.2017	581569	1030 days	₹ 99,00,000.00	6.50	14.10.2020	₹ 1,18,71,171.00	832 Days	₹ 15,67,399	₹ 8,49,444	₹ 7,17,955.23	08/78
119	CBI	20.12.2017	581570	1029 days	₹ 99,00,000.00	6.50	14.10.2020	₹ 1,18,69,066.00	831 Days	₹ 15,65,374	₹ 8,47,545	₹ 7,17,828.96	08/78
120	CBI	21.12.2017	581575	1028 days	₹ 99,00,000.00	6.50	14.10.2020	₹ 1,18,66,961.00	830 Days	₹ 15,63,349	₹ 8,45,647	₹ 7,17,702.35	08/78
121	CBI	22.12.2017	581576	1027 days	₹ 99,00,000.00	6.50	14.10.2020	₹ 1,18,64,856.00	829 Days	₹ 15,61,323	₹ 8,43,749	₹ 7,17,575.74	08/78
122	CBI	27.12.2017	581577	1022 days	₹ 99,00,000.00	6.50	14.10.2020	₹ 1,18,56,435.00	825 Days	₹ 15,53,228	₹ 8,36,160	₹ 7,17,068.30	08/78
123	CBI	28.12.2017	581578	1021 days	₹ 99,00,000.00	6.50	14.10.2020	₹ 1,18,54,330.00	824 Days	₹ 15,51,205	₹ 8,34,263	₹ 7,16,941.68	08/78
124	CBI	29.12.2017	581608	1020 days	₹ 40,00,000.00	6.50	14.10.2020	₹ 47,88,778.00	823 Days	₹ 6,25,932	₹ 3,36,310	₹ 2,89,621.99	08/99
125	Syndicate Bank	22.12.2017	600126	35 Months	₹ 99,00,000.00	6.60	22.11.2020	₹ 1,19,83,412.49	830 Days	₹ 15,89,025	₹ 8,59,095	₹ 7,29,929.81	08/99
126	Syndicate Bank	26.12.2017	600128	34 Months 27 days	₹ 99,00,000.00	6.60	22.11.2020	₹ 1,19,74,839.59	826 Days	₹ 15,80,786	₹ 8,51,380	₹ 7,29,406.46	08/99
127	Syndicate Bank	27.12.2017	600131	34 Months 26 days	₹ 99,00,000.00	6.60	22.11.2020	₹ 1,19,72,696.37	825 Days	₹ 15,78,727	₹ 8,49,452	₹ 7,29,275.50	08/99
128	Syndicate Bank	28.12.2017	600132	34 Months 25 days	₹ 99,00,000.00	6.60	22.11.2020	₹ 1,19,70,553.15	824 Days	₹ 15,76,668	₹ 8,47,524	₹ 7,29,144.21	08/99
129	Syndicate Bank	29.12.2017	600134	34 Months 24 days	₹ 99,00,000.00	6.60	22.11.2020	₹ 1,19,68,409.92	823 Days	₹ 15,74,610	₹ 8,45,596	₹ 7,29,013.56	08/99
130	Syndicate Bank	30.12.2017	600135	34 Months 23 days	₹ 99,00,000.00	6.60	22.11.2020	₹ 1,19,66,266.70	822 Days	₹ 15,72,552	₹ 8,43,669	₹ 7,28,882.57	08/99
131	Syndicate Bank	01.01.2018	600148	34 Months 21 days	₹ 99,00,000.00	6.60	22.11.2020	₹ 1,19,64,123.47	820 Days	₹ 15,68,438	₹ 8,39,816	₹ 7,28,621.56	08/99
132	Syndicate Bank	02.01.2018	600149	34 Months 20 days	₹ 99,00,000.00	6.60	22.11.2020	₹ 1,19,61,980.25	819 Days	₹ 15,66,382	₹ 8,37,890	₹ 7,28,491.53	08/99
133	Syndicate Bank	03.01.2018	600142	34 Months 19 days	₹ 99,00,000.00	6.60	22.11.2020	₹ 1,19,59,837.03	818 Days	₹ 15,64,325	₹ 8,35,965	₹ 7,28,360.16	08/99
134	Syndicate Bank	04.01.2018	600147	34 Months 18 days	₹ 99,00,000.00	6.60	22.11.2020	₹ 1,19,57,693.80	817 Days	₹ 15,62,269	₹ 8,34,040	₹ 7,28,229.44	08/99
135	Syndicate Bank	05.01.2018	600153	34 Months 17 days	₹ 99,00,000.00	6.60	22.11.2020	₹ 1,19,55,550.58	816 Days	₹ 15,60,214	₹ 8,32,115	₹ 7,28,099.38	08/99
136	Syndicate Bank	06.01.2018	600154	34 Months 16 days	₹ 99,00,000.00	6.60	22.11.2020	₹ 1,19,53,407.36	815 Days	₹ 15,58,158	₹ 8,30,190	₹ 7,27,967.98	08/99
137	Syndicate Bank	08.01.2018	600156	34 Months 14 days	₹ 99,00,000.00	6.60	22.11.2020	₹ 1,19,49,120.91	813 Days	₹ 15,54,049	₹ 8,26,342	₹ 7,27,707.13	08/99
138	Syndicate Bank	09.01.2018	600159	34 Months 13 days	₹ 99,00,000.00	6.60	22.11.2020	₹ 1,19,46,977.69	812 Days	₹ 15,51,995	₹ 8,24,418	₹ 7,27,576.68	08/99
139	Syndicate Bank	10.01.2018	600166	34 Months 12 days	₹ 99,00,000.00	6.60	22.11.2020	₹ 1,19,44,834.46	811 Days	₹ 15,49,942	₹ 8,22,495	₹ 7,27,446.90	08/99
140	Syndicate Bank	12.01.2018	600168	34 Months 10 days	₹ 99,00,000.00	6.60	22.11.2020	₹ 1,19,40,548.02	809 Days	₹ 15,45,835	₹ 8,20,572	₹ 7,25,262.76	08/99
141	Syndicate Bank	15.01.2018	600174	34 Months 07 days	₹ 99,00,000.00	6.60	22.11.2020	₹ 1,19,34,118.34	806 Days	₹ 15,39,678	₹ 8,18,884	₹ 7,26,793.79	08/99





DELHI URBAN SHELTER IMPROVEMENT BOARD

दिल्ली शहरी आश्रय सुधार बोर्ड

Opening Investment as on 01.04.2019 (JNNURM)											
Sl.No	Name of Bank	Date of Investment	FDR No.	Period of Investment	Amount of Investment	Rate of Interest PA.(%)	Date of Maturity	Maturity Value	Accrued Interest as on 01.04.2019	Remarks (Sl.No./ Page No.)	
1	CBI	09.10.2017	529695	1063 Days	₹ 99,00,000.00	6.50	06.09.2020	₹ 1,19,45,021.00	₹ 9,87,038	21/59	
2	CBI	10.10.2017	529696	1062 Days	₹ 99,00,000.00	6.50	06.09.2020	₹ 1,19,42,911.00	₹ 9,85,115	21/59	
3	CBI	11.10.2017	581508	1061 Days	₹ 99,00,000.00	6.50	06.09.2020	₹ 1,19,40,801.00	₹ 9,83,192	21/59	
4	CBI	12.10.2017	581509	1060 Days	₹ 99,00,000.00	6.50	06.09.2020	₹ 1,19,38,692.00	₹ 9,81,269	21/59	
5	CBI	13.10.2017	581510	1059 Days	₹ 99,00,000.00	6.50	06.09.2020	₹ 1,19,36,583.00	₹ 9,79,347	21/59	
6	CBI	14.10.2017	581511	1058 Days	₹ 99,00,000.00	6.50	06.09.2020	₹ 1,19,34,475.00	₹ 9,77,426	21/59	
7	CBI	15.10.2017	581512	1057 Days	₹ 99,00,000.00	6.50	06.09.2020	₹ 1,19,32,367.00	₹ 9,75,504	21/59	
8	CBI	16.10.2017	581513	1056 Days	₹ 99,00,000.00	6.50	06.09.2020	₹ 1,19,30,259.00	₹ 9,73,583	21/59	
9	CBI	17.10.2017	581514	1055 Days	₹ 99,00,000.00	6.50	06.09.2020	₹ 1,19,28,152.00	₹ 9,71,663	21/59	
10	CBI	18.10.2017	581515	1054 Days	₹ 99,00,000.00	6.50	06.09.2020	₹ 1,19,26,045.00	₹ 9,69,742	21/59	
11	CBI	20.10.2017	581516	1052 Days	₹ 99,00,000.00	6.50	06.09.2020	₹ 1,19,21,832.00	₹ 9,65,903	21/59	
12	CBI	23.10.2017	581517	1049 Days	₹ 99,00,000.00	6.50	06.09.2020	₹ 1,19,15,516.00	₹ 9,60,146	21/59	
13	CBI	24.10.2017	581518	1048 Days	₹ 99,00,000.00	6.50	06.09.2020	₹ 1,19,13,411.00	₹ 9,58,228	21/59	
14	CBI	25.10.2017	581519	1047 Days	₹ 99,00,000.00	6.50	06.09.2020	₹ 1,19,11,307.00	₹ 9,56,310	21/59	
15	CBI	26.10.2017	581520	1046 Days	₹ 99,00,000.00	6.50	06.09.2020	₹ 1,19,09,203.00	₹ 9,54,392	21/59	
16	CBI	27.10.2017	581521	1045 Days	₹ 99,00,000.00	6.50	06.09.2020	₹ 1,19,07,099.00	₹ 9,52,475	21/59	
17	CBI	03.11.2017	581522	1038 Days	₹ 99,00,000.00	6.50	06.09.2020	₹ 1,18,92,385.00	₹ 9,39,063	21/59	
18	CBI	04.11.2017	581523	1037 Days	₹ 99,00,000.00	6.50	06.09.2020	₹ 1,18,90,284.00	₹ 9,37,149	21/59	
19	CBI	05.11.2017	581524	1036 Days	₹ 99,00,000.00	6.50	06.09.2020	₹ 1,18,88,184.00	₹ 9,35,235	21/59	
20	CBI	06.11.2017	581525	1035 Days	₹ 99,00,000.00	6.50	06.09.2020	₹ 1,18,86,084.00	₹ 9,33,321	21/59	
21	P & S Bank	27.02.2018	350616	1 year 11 Months	₹ 35,64,00,000.00	7.21	23.01.2020	₹ 40,56,70,967.00	₹ 2,88,05,285	21/59	
	<b>TOTAL</b>				<b>₹ 55,44,00,000.00</b>			<b>₹ 64,40,61,578.00</b>	<b>₹ 4,80,81,386.30</b>		



Addition Investment during the Financial Year 2019-20 (JNNURM)

Sl.No	Name of Bank	Date of Investment	FDR No.	Period of Investment	Amount of Investment	Rate of Interest PA(%)	Date of Maturity	Maturity Value	Remarks (Sl.No./ Page No.)	Cash Book (Sl./Page No.)
1	CBI	16.04.2019	3746430994	6 Months	₹ 10,00,00,000.00	5.75	16.10.2019	₹ 10,28,95,664.00	22/59	73
2	CBI	18.04.2019	3746673217	6 Months	₹ 10,00,00,000.00	5.75	18.10.2019	₹ 10,28,95,664.00	22/59	73
3	CBI	20.04.2019	3746842154	6 Months	₹ 10,00,00,000.00	5.75	20.10.2019	₹ 10,28,95,664.00	22/59	73
4	BOI	06.12.2019	1502237	23 Months	₹ 2,00,00,000.00	6.00	06.11.2021	₹ 2,24,19,475.00	23/59	81
5	BOI	06.12.2019	1502241	23 Months	₹ 2,00,00,000.00	6.00	06.11.2021	₹ 2,24,19,475.00	23/59	81
6	BOI	06.12.2019	1502242	23 Months	₹ 2,00,00,000.00	6.00	06.11.2021	₹ 2,24,19,475.00	23/59	81
7	BOI	06.12.2019	1502243	23 Months	₹ 2,00,00,000.00	6.00	06.11.2021	₹ 2,24,19,475.00	23/59	81
8	BOI	06.12.2019	1502244	23 Months	₹ 2,00,00,000.00	6.00	06.11.2021	₹ 2,24,19,475.00	23/59	81
9	BOI	06.12.2019	1502245	23 Months	₹ 2,00,00,000.00	6.00	06.11.2021	₹ 2,24,19,475.00	23/59	81
10	BOI	06.12.2019	1502246	23 Months	₹ 2,00,00,000.00	6.00	06.11.2021	₹ 2,24,19,475.00	23/59	81
11	BOI	06.12.2019	1502247	23 Months	₹ 2,00,00,000.00	6.00	06.11.2021	₹ 2,24,19,475.00	23/59	81
12	BOI	06.12.2019	1502248	23 Months	₹ 2,00,00,000.00	6.00	06.11.2021	₹ 2,24,19,475.00	23/59	81
13	BOI	06.12.2019	1502249	23 Months	₹ 2,00,00,000.00	6.00	06.11.2021	₹ 2,24,19,475.00	23/59	81
14	BOI	06.12.2019	1502250	23 Months	₹ 2,00,00,000.00	6.00	06.11.2021	₹ 2,24,19,475.00	23/59	81
15	BOI	06.12.2019	1502162	23 Months	₹ 2,00,00,000.00	6.00	06.11.2021	₹ 2,24,19,475.00	23/59	81
16	BOI	06.12.2019	1502163	23 Months	₹ 2,00,00,000.00	6.00	06.11.2021	₹ 2,24,19,475.00	23/59	81
17	BOI	06.12.2019	1502167	23 Months	₹ 2,00,00,000.00	6.00	06.11.2021	₹ 2,24,19,475.00	23/59	81
18	BOI	06.12.2019	1502168	23 Months	₹ 2,00,00,000.00	6.00	06.11.2021	₹ 2,24,19,475.00	23/59	81
20	Canara Bank	10.02.2020	843470	12 Months	₹ 1,99,00,000.00	6.30	10.02.2021	₹ 2,11,83,631.00	16/68	83
21	Canara Bank	11.02.2020	843480	12 Months	₹ 1,99,00,000.00	6.30	11.02.2021	₹ 2,11,83,631.00	16/68	83
22	Canara Bank	13.02.2020	843483	12 Months	₹ 1,99,00,000.00	6.30	13.02.2021	₹ 2,11,83,631.00	16/68	83
23	Canara Bank	14.02.2020	843484	12 Months	₹ 1,99,00,000.00	6.30	14.02.2021	₹ 2,11,83,631.00	16/68	83
24	Canara Bank	15.02.2020	843488	12 Months	₹ 1,99,00,000.00	6.30	15.02.2021	₹ 2,11,83,631.00	16/68	83
25	Canara Bank	17.02.2020	843492	12 Months	₹ 1,99,00,000.00	6.30	17.02.2021	₹ 2,11,83,631.00	16/68	83
26	Canara Bank	18.02.2020	843495	12 Months	₹ 1,99,00,000.00	6.30	18.02.2021	₹ 2,11,83,631.00	16/68	83
27	Canara Bank	19.02.2020	843498	12 Months	₹ 1,99,00,000.00	6.30	19.02.2021	₹ 2,11,83,631.00	16/68	83
28	Canara Bank	20.02.2020	843503	12 Months	₹ 1,99,00,000.00	6.30	20.02.2021	₹ 2,11,83,631.00	16/68	83
29	Canara Bank	21.02.2020	843511	12 Months	₹ 1,99,00,000.00	6.30	21.02.2021	₹ 2,11,83,631.00	16/68	83

**Addition Investment during the Financial Year 2019-20 (JNNURM)**

Sl.No	Name of Bank	Date of Investment	FDR No.	Period of Investment	Amount of Investment	Rate of Interest PA(%)	Date of Maturity	Maturity Value	Remarks (Sl.No./Page No.)	Cash Book (Sl./Page No.)
30	Canara Bank	22.02.2020	843515	12 Months	₹ 1,99,00,000.00	6.30	22.02.2021	₹ 2,11,83,631.00	16/68	83
31	Canara Bank	23.02.2020	843518	12 Months	₹ 1,99,00,000.00	6.30	23.02.2021	₹ 2,11,83,631.00	16/68	83
32	Canara Bank	24.02.2020	843521	12 Months	₹ 1,99,00,000.00	6.30	24.02.2021	₹ 2,11,83,631.00	16/68	83
	<b>TOTAL</b>				<b>₹ 85,87,00,000.00</b>			<b>₹ 92,03,66,320.00</b>		



DELHI URBAN SHELTER IMPROVEMENT BOARD  
दिल्ली शहरी आश्रय सुधार बोर्ड

Matured from Opening During The Financial Year 2019-20 (JNNURM)												
Sl.No	Name of Bank	Date of Investment	FDR No.	Period of Investment	Amount of Investment	Rate of Interest PA(%)	Date of Maturity	Maturity Value	Total Interest Received	Opening Accrued As On 01.04.2019 To Be Reverse	Interest in 2019-20(Total Interest Less opening accrued)	Cash Book (Sl./Page No.)
1	P & S Bank	27.01.2018	350616	1 year 11 Months	₹ 35,64,00,000.00	7.21	23.01.2020	₹ 40,56,70,967.00	₹ 4,92,70,967.00	₹ 2,88,05,285	₹ 2,04,65,681.53	83
	<b>TOTAL</b>				₹ 35,64,00,000.00			₹ 40,56,70,967.00	₹ 4,92,70,967.00	₹ 2,88,05,285	₹ 2,04,65,681.53	

Matured from Addition During Financial Year 2019-20 (JNNURM)												
Sl.No	Name of Bank	Date of Investment	FDR No.	Period of Investment	Amount of Investment	Rate of Interest PA(%)	Date of Maturity	Maturity Value	Total Interest Received	Opening Accrued As On 01.04.2019 To Be Reverse	Interest in 2019-20(Total Interest Less opening accrued)	Cash Book (Sl./Page No.)
1	CBI	16.04.2019	3746230994	6 Months	₹ 10,00,00,000.00	5.75	16.10.2019	₹ 10,30,00,779.00	₹ 37,00,779.00	-	₹ 30,00,773.00	81
2	CBI	18.04.2019	3746673217	6 Month	₹ 10,00,00,000.00	5.75	18.10.2019	₹ 10,30,00,779.00	₹ 37,00,779.00	-	₹ 30,00,773.00	81
3	CBI	20.04.2019	3746842154	6 Month	₹ 10,00,00,000.00	5.75	20.10.2019	₹ 10,30,00,780.00	₹ 37,00,780.00	-	₹ 30,00,780.00	81
	<b>TOTAL</b>				₹ 30,00,00,000.00			₹ 30,90,02,338.00	₹ 90,02,338.00		₹ 90,02,333.00	



Closing Investment during Financial Year 2019-20 (JNNURM)

Sl.No	Name of Bank	Date of Investment	FDR No.	Period of Investment	Amount of Investment	Rate of Interest P.A.(%)	Date of Maturity	Maturity Value	No. Of Days Upto 31.03.2020	Accrued Interest as on 31.03.2020 to be taken in B/Sheet	Opening Accrued As On 01.04.2019	Accrued Interest For The Year To Taken In Income	Remarks (Sl.No./ Page No.)
1	CBI	09.10.2017	529695	1063 Days	₹ 99,00,000.00	6.50	06.09.2020	₹ 1,19,45,021.00	904 Days	₹ 17,14,183.00	₹ 9,87,038	₹ 7,27,145.45	21/59
2	CBI	10.10.2017	529696	1062 Days	₹ 99,00,000.00	6.50	06.09.2020	₹ 1,19,42,911.00	903 Days	₹ 17,12,131.00	₹ 9,85,115	₹ 7,27,016.49	21/59
3	CBI	11.10.2017	581508	1061 Days	₹ 99,00,000.00	6.50	06.09.2020	₹ 1,19,40,801.00	902 Days	₹ 17,10,081.00	₹ 9,83,192	₹ 7,26,889.13	21/59
4	CBI	12.10.2017	581509	1060 Days	₹ 99,00,000.00	6.50	06.09.2020	₹ 1,19,38,692.00	901 Days	₹ 17,08,030.00	₹ 9,81,269	₹ 7,26,760.53	21/59
5	CBI	13.10.2017	581510	1059 Days	₹ 99,00,000.00	6.50	06.09.2020	₹ 1,19,36,583.00	900 Days	₹ 17,05,979.00	₹ 9,79,347	₹ 7,26,631.55	21/59
6	CBI	14.10.2017	581511	1058 Days	₹ 99,00,000.00	6.50	06.09.2020	₹ 1,19,34,475.00	899 Days	₹ 17,03,929.00	₹ 9,77,426	₹ 7,26,503.22	21/59
7	CBI	15.10.2017	581512	1057 Days	₹ 99,00,000.00	6.50	06.09.2020	₹ 1,19,32,367.00	898 Days	₹ 17,01,880.00	₹ 9,75,504	₹ 7,26,375.55	21/59
8	CBI	16.10.2017	581513	1056 Days	₹ 99,00,000.00	6.50	06.09.2020	₹ 1,19,30,259.00	897 Days	₹ 16,99,830.00	₹ 9,73,583	₹ 7,26,246.55	21/59
9	CBI	17.10.2017	581514	1055 Days	₹ 99,00,000.00	6.50	06.09.2020	₹ 1,19,28,152.00	896 Days	₹ 16,97,782.00	₹ 9,71,663	₹ 7,26,119.21	21/59
10	CBI	18.10.2017	581515	1054 Days	₹ 99,00,000.00	6.50	06.09.2020	₹ 1,19,26,045.00	895 Days	₹ 16,95,733.00	₹ 9,69,742	₹ 7,25,990.53	21/59
11	CBI	20.10.2017	581516	1052 Days	₹ 99,00,000.00	6.50	06.09.2020	₹ 1,19,21,832.00	893 Days	₹ 16,91,637.00	₹ 9,65,903	₹ 7,25,734.15	21/59
12	CBI	23.10.2017	581517	1049 Days	₹ 99,00,000.00	6.50	06.09.2020	₹ 1,19,15,516.00	890 Days	₹ 16,85,495.00	₹ 9,60,146	₹ 7,25,349.03	21/59
13	CBI	24.10.2017	581518	1048 Days	₹ 99,00,000.00	6.50	06.09.2020	₹ 1,19,13,411.00	889 Days	₹ 16,83,449.00	₹ 9,58,228	₹ 7,25,221.32	21/59
14	CBI	25.10.2017	581519	1047 Days	₹ 99,00,000.00	6.50	06.09.2020	₹ 1,19,11,307.00	888 Days	₹ 16,81,403.00	₹ 9,56,310	₹ 7,25,093.26	21/59
15	CBI	26.10.2017	581520	1046 Days	₹ 99,00,000.00	6.50	06.09.2020	₹ 1,19,09,203.00	887 Days	₹ 16,79,357.00	₹ 9,54,392	₹ 7,24,964.87	21/59
16	CBI	27.10.2017	581521	1045 Days	₹ 99,00,000.00	6.50	06.09.2020	₹ 1,19,07,099.00	886 Days	₹ 16,77,312.00	₹ 9,52,475	₹ 7,24,837.14	21/59
17	CBI	03.11.2017	581522	1038 Days	₹ 99,00,000.00	6.50	06.09.2020	₹ 1,18,93,385.00	879 Days	₹ 16,63,005.00	₹ 9,39,063	₹ 7,23,941.53	21/59
18	CBI	04.11.2017	581523	1037 Days	₹ 99,00,000.00	6.50	06.09.2020	₹ 1,18,90,284.00	878 Days	₹ 16,60,962.00	₹ 9,37,149	₹ 7,23,813.09	21/59
19	CBI	05.11.2017	581524	1036 Days	₹ 99,00,000.00	6.50	06.09.2020	₹ 1,18,88,184.00	877 Days	₹ 16,58,920.00	₹ 9,35,235	₹ 7,23,685.31	21/59
20	CBI	06.11.2017	581525	1035 Days	₹ 99,00,000.00	6.50	06.09.2020	₹ 1,18,86,084.00	876 Days	₹ 16,56,878.00	₹ 9,33,321	₹ 7,23,557.19	21/59
24	BOI	06.12.2019	1502237	23 Months	₹ 2,00,00,000.00	6.00	06.11.2021	₹ 2,24,19,475.00	116 Days	₹ 3,82,142.00	-	₹ 3,82,142.00	23/59
25	BOI	06.12.2019	1502241	23 Months	₹ 2,00,00,000.00	6.00	06.11.2021	₹ 2,24,19,475.00	116 Days	₹ 3,82,142.00	-	₹ 3,82,142.00	23/59
26	BOI	06.12.2019	1502242	23 Months	₹ 2,00,00,000.00	6.00	06.11.2021	₹ 2,24,19,475.00	116 Days	₹ 3,82,142.00	-	₹ 3,82,142.00	23/59
27	BOI	06.12.2019	1502243	23 Months	₹ 2,00,00,000.00	6.00	06.11.2021	₹ 2,24,19,475.00	116 Days	₹ 3,82,142.00	-	₹ 3,82,142.00	23/59
28	BOI	06.12.2019	1502244	23 Months	₹ 2,00,00,000.00	6.00	06.11.2021	₹ 2,24,19,475.00	116 Days	₹ 3,82,142.00	-	₹ 3,82,142.00	23/59
29	BOI	06.12.2019	1502245	23 Months	₹ 2,00,00,000.00	6.00	06.11.2021	₹ 2,24,19,475.00	116 Days	₹ 3,82,142.00	-	₹ 3,82,142.00	23/59
30	BOI	06.12.2019	1502246	23 Months	₹ 2,00,00,000.00	6.00	06.11.2021	₹ 2,24,19,475.00	116 Days	₹ 3,82,142.00	-	₹ 3,82,142.00	23/59
31	BOI	06.12.2019	1502247	23 Months	₹ 2,00,00,000.00	6.00	06.11.2021	₹ 2,24,19,475.00	116 Days	₹ 3,82,142.00	-	₹ 3,82,142.00	23/59
32	BOI	06.12.2019	1502248	23 Months	₹ 2,00,00,000.00	6.00	06.11.2021	₹ 2,24,19,475.00	116 Days	₹ 3,82,142.00	-	₹ 3,82,142.00	23/59
33	BOI	06.12.2019	1502249	23 Months	₹ 2,00,00,000.00	6.00	06.11.2021	₹ 2,24,19,475.00	116 Days	₹ 3,82,142.00	-	₹ 3,82,142.00	23/59
34	BOI	06.12.2019	1502250	23 Months	₹ 2,00,00,000.00	6.00	06.11.2021	₹ 2,24,19,475.00	116 Days	₹ 3,82,142.00	-	₹ 3,82,142.00	23/59
35	BOI	06.12.2019	1502162	23 Months	₹ 2,00,00,000.00	6.00	06.11.2021	₹ 2,24,19,475.00	116 Days	₹ 3,82,142.00	-	₹ 3,82,142.00	23/59
36	BOI	06.12.2019	1502163	23 Months	₹ 2,00,00,000.00	6.00	06.11.2021	₹ 2,24,19,475.00	116 Days	₹ 3,82,142.00	-	₹ 3,82,142.00	23/59
37	BOI	06.12.2019	1502167	23 Months	₹ 2,00,00,000.00	6.00	06.11.2021	₹ 2,24,19,475.00	116 Days	₹ 3,82,142.00	-	₹ 3,82,142.00	23/59
38	BOI	06.12.2019	1502168	23 Months	₹ 2,00,00,000.00	6.00	06.11.2021	₹ 2,24,19,475.00	116 Days	₹ 3,82,142.00	-	₹ 3,82,142.00	23/59
39	Canara Bank	10.02.2020	843470	12 Months	₹ 1,99,00,000.00	6.30	10.02.2021	₹ 2,11,83,631.00	50 Days	₹ 1,71,133.00	-	₹ 1,71,133.00	16/68
40	Canara Bank	11.02.2020	843480	12 Months	₹ 1,99,00,000.00	6.30	11.02.2021	₹ 2,11,83,631.00	49 Days	₹ 1,67,696.00	-	₹ 1,67,696.00	16/68
41	Canara Bank	13.02.2020	843483	12 Months	₹ 1,99,00,000.00	6.30	13.02.2021	₹ 2,11,83,631.00	47 Days	₹ 1,60,824.00	-	₹ 1,60,824.00	16/68
42	Canara Bank	14.02.2020	843484	12 Months	₹ 1,99,00,000.00	6.30	14.02.2021	₹ 2,11,83,631.00	46 Days	₹ 1,57,388.00	-	₹ 1,57,388.00	16/68
43	Canara Bank	15.02.2020	843488	12 Months	₹ 1,99,00,000.00	6.30	15.02.2021	₹ 2,11,83,631.00	45 Days	₹ 1,53,954.00	-	₹ 1,53,954.00	16/68
44	Canara Bank	17.02.2020	843492	12 Months	₹ 1,99,00,000.00	6.30	17.02.2021	₹ 2,11,83,631.00	43 Days	₹ 1,47,086.00	-	₹ 1,47,086.00	16/68
45	Canara Bank	18.02.2020	843495	12 Months	₹ 1,99,00,000.00	6.30	18.02.2021	₹ 2,11,83,631.00	42 Days	₹ 1,43,653.00	-	₹ 1,43,653.00	16/68



Closing Investment during Financial Year 2019-20 (JNNURM)

Sl.No	Name of Bank	Date of Investment	FDR No.	Period of Investment	Amount of Investment	Rate of Interest PA(%)	Date of Maturity	Maturity Value	No. Of Days Upto 31.03.2020	Accrued Interest as on 31.03.2020 to be taken in B/Sheet	Opening Accrued As On 01.04.2019	Accrued Interest For The Year To Taken In Income	Remarks (Sl.No./ Page No.)
46	Canara Bank	19.02.2020	E43498	12 Months	₹ 1,99,00,000.00	6.30	19.02.2021	₹ 2,11,83,631.00	41 days	₹ 1,40,220.00	-	₹ 1,40,220.00	16/68
47	Canara Bank	20.02.2020	E43503	12 Months	₹ 1,99,00,000.00	6.30	20.02.2021	₹ 2,11,83,631.00	40 days	₹ 1,36,789.00	-	₹ 1,36,789.00	16/68
48	Canara Bank	21.02.2020	E43511	12 Months	₹ 1,99,00,000.00	6.30	21.02.2021	₹ 2,11,83,631.00	39 days	₹ 1,33,357.00	-	₹ 1,33,357.00	16/68
49	Canara Bank	22.02.2020	E43515	12 Months	₹ 1,99,00,000.00	6.30	22.02.2021	₹ 2,11,83,631.00	38 days	₹ 1,29,927.00	-	₹ 1,29,927.00	16/68
50	Canara Bank	23.02.2020	E43518	12 Months	₹ 1,99,00,000.00	6.30	23.02.2021	₹ 2,11,83,631.00	37 days	₹ 1,26,497.00	-	₹ 1,26,497.00	16/68
51	Canara Bank	24.02.2020	E43521	12 Months	₹ 1,99,00,000.00	6.30	24.02.2021	₹ 2,11,83,631.00	36 days	₹ 1,23,652.00	-	₹ 1,23,652.00	16/68
	<b>TOTAL</b>				₹ 75,67,00,000.00			₹ 85,00,69,939.00		₹ 4,14,12,282.00		₹ 2,21,36,181.17	

NOTE: ACCRUED INTEREST FORMULA :

(i)  $A = P[1 + (r/4)4t] - P$  (FOR PERIOD MORE THAN 90 DAYS)

(ii)  $A = P(1 + rt)$  (FOR PERIOD LESS THAN 90 DAYS)



DELHI URBAN SHELTER IMPROVEMENT BOARD  
दिल्ली शहरी आश्रय सुधार बोर्ड

Opening Investment as on 01.04.2019 (JNNURM SIF)											
Sl.No	Name of Bank	Date of Investment	FDR No.	Period of Investment	Amount of Investment	Rate of Interest PA(%)	Date of Maturity	Maturity Value	Accrued Interest as on 01.04.2019	Remarks (Sl.No./ Page No.)	
1	CBI	03.11.2016	428131	2 Year 11 months	₹ 95,00,000.00	7.40	03.10.2019	₹ 1,17,66,113.00	₹ 18,32,455.27	12/67	
2	CBI	04.11.2016	428132	2 Year 11 months	₹ 95,00,000.00	7.40	04.10.2019	₹ 1,17,66,113.00	₹ 18,30,178.95	12/67	
3	CBI	05.11.2016	428133	2 Year 11 months	₹ 95,00,000.00	7.40	05.10.2019	₹ 1,17,66,113.00	₹ 18,27,903.09	12/67	
4	CBI	07.11.2016	428134	2 Year 11 months	₹ 95,00,000.00	7.40	07.10.2019	₹ 1,17,66,113.00	₹ 18,23,352.75	12/67	
5	CBI	08.11.2016	428135	2 Year 11 months	₹ 95,00,000.00	7.40	08.10.2019	₹ 1,17,66,113.00	₹ 18,21,078.26	12/67	
6	CBI	09.11.2016	428136	2 Year 11 months	₹ 95,00,000.00	7.40	09.10.2019	₹ 1,17,66,113.00	₹ 18,18,804.23	12/67	
7	CBI	10.11.2016	428137	2 Year 11 months	₹ 95,00,000.00	7.40	10.10.2019	₹ 1,17,66,113.00	₹ 18,16,530.65	12/67	
8	CBI	11.11.2016	428138	2 Year 11 months	₹ 95,00,000.00	7.40	11.10.2019	₹ 1,17,66,113.00	₹ 18,14,257.53	12/67	
9	P&S Bank	22.03.2017	203019	2 Year 11 months	₹ 7,20,00,000.00	5.25	22.02.2020	₹ 8,38,45,853.00	₹ 80,07,967.70	13/68	
10	CBI	06.10.2017	581609	1066 Days	₹ 99,00,000.00	6.50	06.09.2020	₹ 1,19,51,353.00	₹ 9,92,808.69	39/52	
11	CBI	06.10.2017	581607	1066 Days	₹ 99,00,000.00	6.50	06.09.2020	₹ 1,19,51,353.00	₹ 9,92,808.69	39/52	
12	Syndicate Bank	10.01.2017	599502	36 Months	₹ 6,50,00,000.00	5.25	10.01.2020	₹ 7,60,09,826.00	₹ 1,43,35,761.00	12/72	
	<b>TOTAL</b>				<b>₹ 23,28,00,000.00</b>			<b>₹ 27,78,87,299.00</b>	<b>₹ 3,89,13,906.81</b>		



DELHI URBAN SHELTER IMPROVEMENT BOARD  
दिल्ली शहरी आश्रय सुधार बोर्ड

Addition Investment during the Financial Year 2019-20 (JNNURM SIF)										
Sl.No	Name of Bank	Date of Investment	FDR No.	Period of Investment	Amount of Investment	Rate of Interest PA(%)	Date of Maturity	Maturity Value	Remarks (Sl.No./Page No.)	Cash Book (Sl./Page No.)
1	Indian Bank	06.11.2019	276258	1 year	₹ 6,00,00,000.00	6.10	06.11.2020	₹ 6,37,44,577.00	14/68	154
2	Indian Bank	06.11.2019	276257	1 year	₹ 7,75,00,000.00	6.10	06.11.2020	₹ 8,23,36,745.00	14/68	154
3	Allahabad Bank	15.02.2020	50513806812	1 year	₹ 1,99,00,000.00	6.45	15.02.2021	₹ 2,12,14,931.00	15/68	177
4	Allahabad Bank	17.02.2020	50514021505	1 year	₹ 1,99,00,000.00	6.45	17.02.2021	₹ 2,12,14,931.00	15/68	177
5	Allahabad Bank	18.02.2020	50514129893	1 year	₹ 1,99,00,000.00	6.45	18.02.2021	₹ 2,12,14,931.00	15/68	177
6	Allahabad Bank	19.02.2020	50514258558	1 year	₹ 1,99,00,000.00	6.45	19.02.2021	₹ 2,12,14,931.00	15/68	177
7	Allahabad Bank	25.02.2020	50514833506	1 year	₹ 1,99,00,000.00	6.45	25.02.2021	₹ 2,12,14,931.00	15/68	177
8	Allahabad Bank	26.02.2020	50514956878	1 year	₹ 1,99,00,000.00	6.45	26.02.2021	₹ 2,12,14,931.00	15/68	177
9	Allahabad Bank	27.02.2020	50515102847	1 year	₹ 1,99,00,000.00	6.45	27.02.2021	₹ 2,12,14,931.00	15/68	177
10	Allahabad Bank	28.02.2020	50515184810	1 year	₹ 1,99,00,000.00	6.45	28.02.2021	₹ 2,12,14,931.00	15/68	177
11	Allahabad Bank	29.02.2020	50515380246	1 year	₹ 98,00,000.00	6.45	29.02.2021	₹ 1,04,47,554.00	15/68	177
<b>TOTAL</b>								<b>₹ 30,65,00,000.00</b>		



DELHI URBAN SHELTER IMPROVEMENT BOARD  
दिल्ली शहरी आश्रय सुधार बोर्ड

Matured from Opening During Financial Year 2019-20 (JNNURM SIF)												
Sl.No	Name of Bank	Date of Investment	FDR No.	Period of Investment	Amount of Investment	Rate of Interest P.A.(%)	Date of Maturity	Maturity Value	Total Interest Received	Opening Accrued As On 01.04.2019 To Be Reverse	Interest in 2019-20(Total Interest Less opening accrued)	Cash Book (Page No.)
1	CBI	03.11.2016	428131	2 Year 11 months	₹ 95,00,000.00	7.40	03.10.2019	₹ 1,17,66,113.00	₹ 22,66,113.00	₹ 18,32,455.27	₹ 4,33,657.73	154
2	CBI	04.11.2016	428132	2 Year 11 months	₹ 95,00,000.00	7.40	04.10.2019	₹ 1,17,66,113.00	₹ 22,66,113.00	₹ 18,30,178.95	₹ 4,35,934.05	154
3	CBI	05.11.2016	428133	2 Year 11 months	₹ 95,00,000.00	7.40	05.10.2019	₹ 1,17,66,113.00	₹ 22,66,113.00	₹ 18,27,903.09	₹ 4,38,209.91	154
4	CBI	07.11.2016	428134	2 Year 11 months	₹ 95,00,000.00	7.40	07.10.2019	₹ 1,17,66,113.00	₹ 22,66,113.00	₹ 18,23,352.75	₹ 4,42,760.25	154
5	CBI	08.11.2016	428135	2 Year 11 months	₹ 95,00,000.00	7.40	08.10.2019	₹ 1,17,66,113.00	₹ 22,66,113.00	₹ 18,21,078.26	₹ 4,45,034.74	154
6	CBI	09.11.2016	428136	2 Year 11 months	₹ 95,00,000.00	7.40	09.10.2019	₹ 1,17,66,113.00	₹ 22,66,113.00	₹ 18,18,804.23	₹ 4,47,308.77	154
7	CBI	10.11.2016	428137	2 Year 11 months	₹ 95,00,000.00	7.40	10.10.2019	₹ 1,17,66,113.00	₹ 22,66,113.00	₹ 18,16,530.65	₹ 4,49,582.35	154
8	CBI	11.11.2016	428138	2 Year 11 months	₹ 95,00,000.00	7.40	11.10.2019	₹ 1,17,66,113.00	₹ 22,66,113.00	₹ 18,14,257.53	₹ 4,51,855.47	154
9	P&S Bank	22.03.2017	203019	2 Year 11 months	₹ 7,20,00,000.00	5.25	22.02.2020	₹ 8,38,45,863.00	₹ 1,18,45,863.00	₹ 80,07,967.70	₹ 38,37,895.30	177
10	Syndicate Bank	10.01.2017	599502	36 Months	₹ 6,50,00,000.00	5.25	10.01.2020	₹ 7,60,09,826.00	₹ 1,10,09,826.00	₹ 1,43,35,761.00	₹ 33,25,935.00	177
	<b>TOTAL</b>				₹ 21,30,00,000.00			₹ 25,39,84,593.00	₹ 4,09,84,593.00	₹ 3,69,28,289.43	₹ 73,82,238.57	

Matured from Addition Investment During Financial Year 2019-20 (JNNURM SIF)												
Sl.No	Name of Bank	Date of Investment	FDR No.	Period of Investment	Amount of Investment	Rate of Interest P.A.(%)	Date of Maturity	Maturity Value	Total Interest Received	Opening Accrued As On 01.04.2019 To Be Reverse	Interest in 2019-20	Cash Book (Sl./Page No.)
NIL												




DELHI URBAN SHELTER IMPROVEMENT BOARD  
दिल्ली शहरी आश्रय सुधार बोर्ड

Closing Investment during Financial Year 2019-20 (JNNURM SIF)													
Sl.No	Name of Bank	Date of Investment	FDR No.	Period of Investment	Amount of Investment	Rate of Interest P.A.(%)	Date of Maturity	Maturity Value	No. Of Days Upto 31.03.2020	Accrued Interest as on 31.03.2020 to be taken in B/Sheet	Opening Accrued As On 01.04.2019	Accrued Interest For The Year To Taken In Income	Remarks (Sl.No./ Page No.)
1	CBI	06.10.2017	581609	1066 Days	₹ 99,00,000.00	6.50	06.09.2020	₹ 1,19,51,353.00	907 Days	₹ 17,20,340.00	₹ 9,92,808.69	₹ 7,27,531.31	39/52
2	CBI	06.10.2017	581607	1066 Days	₹ 99,00,000.00	6.50	06.09.2020	₹ 1,19,51,353.00	907 Days	₹ 17,20,340.00	₹ 9,92,808.69	₹ 7,27,531.31	39/52
3	Indian Bank	06.11.2019	276258	1 year	₹ 6,00,00,000.00	6.10	06.11.2020	₹ 6,37,44,577.00	146 Days	₹ 14,70,684.00	-	₹ 14,70,684.00	14/68
4	Indian Bank	06.11.2019	276257	1 year	₹ 7,75,00,000.00	6.10	06.11.2020	₹ 8,23,36,745.00	146 Days	₹ 18,99,634.00	-	₹ 18,99,634.00	14/68
5	Allahabad Bank	15.02.2020	50513806812	1 year	₹ 1,99,00,000.00	6.45	15.02.2021	₹ 2,12,14,931.00	45 Days	₹ 1,58,246.00	-	₹ 1,58,246.00	15/68
6	Allahabad Bank	17.02.2020	50514021505	1 year	₹ 1,99,00,000.00	6.45	17.02.2021	₹ 2,12,14,931.00	43 Days	₹ 1,51,212.00	-	₹ 1,51,212.00	15/68
7	Allahabad Bank	18.02.2020	50514129893	1 year	₹ 1,99,00,000.00	6.45	18.02.2021	₹ 2,12,14,931.00	42 Days	₹ 1,47,696.00	-	₹ 1,47,696.00	15/68
8	Allahabad Bank	19.02.2020	50514258558	1 year	₹ 1,99,00,000.00	6.45	19.02.2021	₹ 2,12,14,931.00	41 Days	₹ 1,44,179.00	-	₹ 1,44,179.00	15/68
9	Allahabad Bank	25.02.2020	50514833506	1 year	₹ 1,99,00,000.00	6.45	25.02.2021	₹ 2,12,14,931.00	35 Days	₹ 1,23,080.00	-	₹ 1,23,080.00	15/68
10	Allahabad Bank	26.02.2020	50514956878	1 year	₹ 1,99,00,000.00	6.45	26.02.2021	₹ 2,12,14,931.00	34 Days	₹ 1,19,563.00	-	₹ 1,19,563.00	15/68
11	Allahabad Bank	27.02.2020	50515102847	1 year	₹ 1,99,00,000.00	6.45	27.02.2021	₹ 2,12,14,931.00	33 Days	₹ 1,16,046.00	-	₹ 1,16,046.00	15/68
12	Allahabad Bank	28.02.2020	50515184810	1 year	₹ 1,99,00,000.00	6.45	28.02.2021	₹ 2,12,14,931.00	32 Days	₹ 1,12,530.00	-	₹ 1,12,530.00	15/68
13	Allahabad Bank	29.02.2020	50515380246	1 year	₹ 98,00,000.00	6.45	29.02.2021	₹ 1,04,47,554.00	31 Days	₹ 53,685.00	-	₹ 53,685.00	15/68
	<b>TOTAL</b>				<b>₹ 32,63,00,000.00</b>			<b>₹ 35,01,51,030.00</b>		<b>₹ 79,37,235.00</b>	<b>₹ 19,85,617.38</b>	<b>₹ 59,51,617.62</b>	

NOTE: ACCRUED INTEREST FORMULA :

(i)  $A = P[1 + (r/4)t] - P$  (FOR PERIOD MORE THAN 90 DAYS)

(ii)  $A = P(1 + rt)$  (FOR PERIOD LESS THAN 90 DAYS)



DELHI URBAN SHELTER IMPROVEMENT BOARD  
दिल्ली शहरी आश्रय सुधार बोर्ड

Opening Investment as on 01.04.2019 (LOA)

Sl.No	Name of Bank	Date of Investment	FDR No.	Period of Investment	Amount of Investment	Rate of Interest PA(%)	Date of Maturity	Maturity Value	Accrued Interest as on 01.04.2019	Remarks (Sl.No./ Page No.)
1	UCO Bank	25.07.2016	656108	36 Months	₹ 90,00,000.00	7.50	25.07.2019	₹ 1,12,47,447.00	₹ 19,84,951	8/71
2	UCO Bank	25.07.2016	656111	36 Months	₹ 90,00,000.00	7.50	25.07.2019	₹ 1,12,47,447.00	₹ 19,84,951	8/71
3	UCO Bank	25.07.2016	656112	36 Months	₹ 90,00,000.00	7.50	25.07.2019	₹ 1,12,47,447.00	₹ 19,84,951	8/71
4	UCO Bank	25.07.2016	656113	36 Months	₹ 90,00,000.00	7.50	25.07.2019	₹ 1,12,47,447.00	₹ 19,84,951	8/71
5	UCO Bank	25.07.2016	656119	36 Months	₹ 81,00,000.00	7.50	25.07.2019	₹ 1,01,22,703.00	₹ 17,86,456	8/71
6	UCO Bank	25.07.2016	656125	36 Months	₹ 30,00,000.00	7.50	25.07.2019	₹ 37,49,149.00	₹ 6,61,650	8/71
7	UCO Bank	25.07.2016	656126	36 Months	₹ 20,00,000.00	7.50	25.07.2019	₹ 24,99,438.00	₹ 4,41,100	8/71
8	UCO Bank	27.09.2016	656172	35 Months	₹ 92,00,000.00	7.50	27.08.2019	₹ 1,14,27,241.00	₹ 20,29,061	9/72
9	UCO Bank	23.09.2016	656173	35 Months	₹ 10,00,000.00	7.50	28.08.2019	₹ 12,42,091.00	₹ 2,20,550	9/72
10	UCO Bank	23.09.2016	656174	35 Months	₹ 6,00,000.00	7.50	28.08.2019	₹ 7,45,255.00	₹ 1,32,330	9/72
11	Syndicate Bank	11.01.2017	599506	36 Months	₹ 5,90,00,000.00	5.25	11.01.2020	₹ 6,89,93,535.00	₹ 1,30,12,460	12/72
12	Allahabad Bank	6.06.2017	815695	2 Years 11 Months	₹ 95,00,000.00	6.75	06.05.2020	₹ 1,15,48,848.00	₹ 12,28,228	01/52
13	Allahabad Bank	6.06.2017	815696	1064 days	₹ 95,00,000.00	6.75	06.05.2020	₹ 1,15,46,736.00	₹ 12,28,228	01/52
14	Allahabad Bank	6.06.2017	815697	1063 days	₹ 99,00,000.00	6.75	06.05.2020	₹ 1,20,30,713.00	₹ 12,79,942	01/52
15	Allahabad Bank	6.06.2017	815698	1062 days	₹ 99,00,000.00	6.75	06.05.2020	₹ 1,20,28,512.00	₹ 12,79,942	01/52
16	Allahabad Bank	6.06.2017	815701	1059 days	₹ 99,00,000.00	6.75	06.05.2020	₹ 1,20,21,910.00	₹ 12,79,942	01/52
17	Allahabad Bank	6.06.2017	815702	1058 days	₹ 99,00,000.00	6.75	06.05.2020	₹ 1,20,19,709.00	₹ 12,79,942	01/52
18	Allahabad Bank	6.06.2017	815705	1057 days	₹ 99,00,000.00	6.75	06.05.2020	₹ 1,20,17,508.00	₹ 12,79,942	01/52
19	Allahabad Bank	6.06.2017	815706	1056 days	₹ 99,00,000.00	6.75	06.05.2020	₹ 1,20,15,307.00	₹ 12,79,942	01/52
20	Allahabad Bank	6.06.2017	815707	1055 days	₹ 56,00,000.00	6.75	06.05.2020	₹ 67,95,293.00	₹ 7,24,008	01/52
21	CBI	12.07.2017	529633	1066 days	₹ 99,00,000.00	6.50	12.06.2020	₹ 1,19,49,057.00	₹ 11,59,555	01/54
22	CBI	13.07.2017	529636	1065 days	₹ 41,00,000.00	6.50	12.06.2020	₹ 49,47,728.00	₹ 4,79,411	01/54
23	Canara Bank	02.06.2018	579956	555 days	₹ 99,00,000.00	7.10	09.12.2019	₹ 1,10,18,181.00	₹ 5,93,591	Re-Invested
24	Canara Bank	02.06.2018	579957	555 days	₹ 5,82,815.00	7.10	09.12.2019	₹ 6,48,642.00	₹ 34,945	Re-Invested
25	Canara Bank	02.06.2018	579958	555 days	₹ 99,00,000.00	7.10	09.12.2019	₹ 1,10,18,181.00	₹ 5,93,591	Re-Invested
26	Canara Bank	02.06.2018	579959	555 days	₹ 5,82,815.00	7.10	09.12.2019	₹ 6,48,642.00	₹ 34,945	Re-Invested
27	Canara Bank	04.06.2018	579960	555 days	₹ 99,00,000.00	7.10	11.12.2019	₹ 1,10,18,181.00	₹ 5,89,545	Re-Invested
28	Canara Bank	04.06.2018	579961	555 days	₹ 5,85,853.00	7.10	11.12.2019	₹ 6,48,685.00	₹ 34,888	Re-Invested
29	Canara Bank	04.06.2018	579962	555 days	₹ 99,00,000.00	7.10	11.12.2019	₹ 1,10,18,181.00	₹ 5,89,545	Re-Invested
30	Canara Bank	04.06.2018	579963	555 days	₹ 5,85,853.00	7.10	11.12.2019	₹ 6,48,685.00	₹ 34,888	Re-Invested
31	Canara Bank	04.06.2018	579964	555 days	₹ 99,00,000.00	7.10	11.12.2019	₹ 1,10,18,181.00	₹ 5,89,545	Re-Invested
32	Canara Bank	04.06.2018	579965	555 days	₹ 5,85,853.00	7.10	11.12.2019	₹ 6,48,685.00	₹ 34,888	Re-Invested
33	Canara Bank	04.06.2018	579966	555 days	₹ 99,00,000.00	7.10	11.12.2019	₹ 1,10,18,181.00	₹ 5,89,545	Re-Invested
34	Canara Bank	04.06.2018	579967	555 days	₹ 5,85,853.00	7.10	11.12.2019	₹ 6,48,685.00	₹ 34,888	Re-Invested
35	Canara Bank	04.06.2018	579968	555 days	₹ 99,00,000.00	7.10	11.12.2019	₹ 1,10,18,181.00	₹ 5,89,545	Re-Invested



DELHI URBAN SHELTER IMPROVEMENT BOARD  
दिल्ली शहरी आश्रय सुधार बोर्ड

Opening Investment as on 01.04.2019 (LOA)

Sl.No	Name of Bank	Date of Investment	FDR No.	Period of Investment	Amount of Investment	Rate of Interest PA(%)	Date of Maturity	Maturity Value	Accrued Interest as on 01.04.2019	Remarks (Sl.No./ Page No.)
36	Canara Bank	04.05.2018	579969	555 days	₹ 5,85,853.00	7.10	11.12.2019	₹ 6,48,685.00	₹ 34,888	Re-Invested
37	Canara Bank	04.05.2018	579970	555 days	₹ 64,65,986.00	7.10	11.12.2019	₹ 71,96,303.00	₹ 3,85,050	Re-Invested
38	Canara Bank	06.05.2018	450151	555 days	₹ 99,00,000.00	7.10	13.12.2019	₹ 1,10,18,181.00	₹ 5,85,501	Re-Invested
39	Canara Bank	06.06.2018	450152	555 days	₹ 99,00,000.00	7.10	13.12.2019	₹ 1,10,18,181.00	₹ 5,85,501	Re-Invested
40	Canara Bank	06.06.2018	450153	555 days	₹ 99,00,000.00	7.10	13.12.2019	₹ 1,10,18,181.00	₹ 5,85,501	Re-Invested
41	Canara Bank	06.06.2018	450154	555 days	₹ 6,01,824.00	7.10	13.12.2019	₹ 6,69,798.00	₹ 35,593	Re-Invested
42	Canara Bank	06.06.2018	450155	555 days	₹ 99,00,000.00	7.10	13.12.2019	₹ 1,10,18,181.00	₹ 5,85,501	Re-Invested
43	Canara Bank	06.06.2018	450156	555 days	₹ 6,01,824.00	7.10	13.12.2019	₹ 6,69,798.00	₹ 35,593	Re-Invested
44	Canara Bank	06.06.2018	450157	555 days	₹ 6,01,824.00	7.10	13.12.2019	₹ 6,69,798.00	₹ 35,593	Re-Invested
45	Canara Bank	06.06.2018	450158	555 days	₹ 6,01,824.00	7.10	13.12.2019	₹ 6,69,798.00	₹ 35,593	Re-Invested
46	Canara Bank	06.06.2018	450159	555 days	₹ 99,00,000.00	7.10	13.12.2019	₹ 1,10,18,181.00	₹ 5,85,501	Re-Invested
47	Canara Bank	06.06.2018	450160	555 days	₹ 6,01,824.00	7.10	13.12.2019	₹ 6,69,798.00	₹ 35,593	Re-Invested
48	Canara Bank	06.06.2018	450161	555 days	₹ 40,97,033.00	7.10	13.12.2019	₹ 45,59,783.00	₹ 2,42,305	Re-Invested
49	Canara Bank	06.06.2018	450162	555 days	₹ 99,00,000.00	7.10	13.12.2019	₹ 1,10,18,181.00	₹ 5,85,501	Re-Invested
50	Canara Bank	06.06.2018	450163	555 days	₹ 5,83,552.00	7.10	13.12.2019	₹ 6,48,685.00	₹ 34,512	Re-Invested
51	Canara Bank	06.06.2018	450164	555 days	₹ 99,00,000.00	7.10	13.12.2019	₹ 1,10,18,181.00	₹ 5,85,501	Re-Invested
52	Canara Bank	06.06.2018	450165	555 days	₹ 5,83,552.00	7.10	13.12.2019	₹ 6,48,685.00	₹ 34,512	Re-Invested
53	Canara Bank	06.06.2018	450166	555 days	₹ 99,00,000.00	7.10	13.12.2019	₹ 1,10,18,181.00	₹ 5,85,501	Re-Invested
54	Canara Bank	06.06.2018	450167	555 days	₹ 5,83,552.00	7.10	13.12.2019	₹ 6,48,685.00	₹ 34,512	Re-Invested
55	Canara Bank	06.06.2018	450168	555 days	₹ 99,00,000.00	7.10	13.12.2019	₹ 1,10,18,181.00	₹ 5,85,501	Re-Invested
56	Canara Bank	06.06.2018	450169	555 days	₹ 5,83,552.00	7.10	13.12.2019	₹ 6,48,685.00	₹ 34,512	Re-Invested
57	Canara Bank	06.06.2018	450170	555 days	₹ 99,00,000.00	7.10	13.12.2019	₹ 1,10,18,181.00	₹ 5,85,501	Re-Invested
58	Canara Bank	06.06.2018	450171	555 days	₹ 5,83,552.00	7.10	13.12.2019	₹ 6,48,685.00	₹ 34,512	Re-Invested
59	Canara Bank	06.06.2018	450172	555 days	₹ 99,00,000.00	7.10	13.12.2019	₹ 1,10,18,181.00	₹ 5,85,501	Re-Invested
60	Canara Bank	06.06.2018	450173	555 days	₹ 5,83,552.00	7.10	13.12.2019	₹ 6,48,685.00	₹ 34,512	Re-Invested
61	Canara Bank	06.06.2018	450174	555 days	₹ 99,00,000.00	7.10	13.12.2019	₹ 1,10,18,181.00	₹ 5,85,501	Re-Invested
62	Canara Bank	06.06.2018	450175	555 days	₹ 5,83,552.00	7.10	13.12.2019	₹ 6,48,685.00	₹ 34,512	Re-Invested
63	Canara Bank	06.06.2018	450176	555 days	₹ 99,00,000.00	7.10	13.12.2019	₹ 1,10,18,181.00	₹ 5,85,501	Re-Invested
64	Canara Bank	06.06.2018	450177	555 days	₹ 5,83,552.00	7.10	13.12.2019	₹ 6,48,685.00	₹ 34,512	Re-Invested
65	Canara Bank	06.06.2018	450178	555 days	₹ 66,65,330.00	7.10	13.12.2019	₹ 74,18,162.00	₹ 3,94,198	Re-Invested
66	Canara Bank	06.06.2018	450179	555 days	₹ 99,00,000.00	7.10	13.12.2019	₹ 1,10,18,181.00	₹ 5,85,501	Re-Invested
67	Canara Bank	06.06.2018	450180	555 days	₹ 5,84,313.00	7.10	13.12.2019	₹ 6,50,309.00	₹ 34,557	Re-Invested
68	Canara Bank	06.06.2018	450181	555 days	₹ 99,00,000.00	7.10	13.12.2019	₹ 1,10,18,181.00	₹ 5,85,501	Re-Invested
69	Canara Bank	06.06.2018	450182	555 days	₹ 5,84,313.00	7.10	13.12.2019	₹ 6,50,309.00	₹ 34,557	Re-Invested
70	Canara Bank	06.06.2018	450183	555 days	₹ 13,36,228.00	7.10	13.12.2019	₹ 14,87,152.00	₹ 79,027	Re-Invested



DELHI URBAN SHELTER IMPROVEMENT BOARD  
दिल्ली शहरी आश्रय सुधार बोर्ड

Opening Investment as on 01.04.2019 (LOA)

Sl.No	Name of Bank	Date of Investment	FDR No.	Period of Investment	Amount of Investment	Rate of Interest PA(%)	Date of Maturity	Maturity Value	Accrued Interest as on 01.04.2019	Remarks (Sl.No./ Page No.)
71	Canara Bank	06.06.2018	450184	555 days	₹ 99,00,000.00	7.10	13.12.2019	₹ 1,10,18,181.00	₹ 5,85,501	Re-Invested
72	Canara Bank	06.06.2018	450185	555 days	₹ 7,30,008.00	7.10	13.12.2019	₹ 8,11,247.00	₹ 43,177	Re-Invested
73	P & S Bank	19.11.2018	058121	1 year 2 months	₹ 80,00,000.00	6.92	05.02.2020	₹ 86,72,030.00	₹ 2,00,977	71
74	P & S Bank	20.11.2018	058128	1 year 2 months	₹ 80,00,000.00	6.92	05.02.2020	₹ 86,70,460.00	₹ 1,99,436	71
75	P & S Bank	22.11.2018	058129	1 year 2 months	₹ 80,00,000.00	6.92	05.02.2020	₹ 86,67,322.00	₹ 1,96,354	71
76	P & S Bank	20.02.2019	58261	1 Year	₹ 38,40,00,000.00	7.62	19.02.2020	₹ 41,40,00,000.00	₹ 1,02,19,003	75
	<b>Total</b>				<b>₹ 88,48,35,642.00</b>			<b>₹ 99,19,70,940.00</b>	<b>₹ 6,49,52,442</b>	



DELHI URBAN SHELTER IMPROVEMENT BOARD  
दिल्ली शहरी आश्रय सुधार बोर्ड

Addition Investment during the Financial Year 2019-20 (LOA)

Sl.No	Name of Bank	Date of Investment	FDR No.	Period of Investment	Amount of Investment	Rate of Interest PA(%)	Date of Maturity	Maturity Value	Remarks (Sl.No./ Page No.)	Book (Sl./Page No.)
1	Canara Bank	01.04.2019	621621	555 Days	₹ 2,49,511.00	7.10	06.10.2020	₹ 2,77,714.00	19/73	Recovery
2	Canara Bank	01.04.2019	621620	555 Days	₹ 1,93,844.00	7.10	06.10.2020	₹ 2,15,738.00	19/73	Recovery
3	Canara Bank	06.04.2019	621668	555 Days	₹ 1,75,380.00	7.10	11.10.2020	₹ 1,95,188.00	19/73	Recovery
4	Canara Bank	24.04.2019	621805	555 Days	₹ 20,24,178.00	6.70	30.10.2020	₹ 22,39,375.00	19/73	Recovery
5	Canara Bank	24.04.2019	621806	555 Days	₹ 1,60,177.00	6.70	30.10.2020	₹ 1,77,205.00	19/73	Recovery
6	Canara Bank	24.04.2019	621807	555 Days	₹ 2,96,477.00	6.70	30.10.2020	₹ 3,27,996.00	19/73	Recovery
7	Syndicate Bank	12.07.2019	172394	1 Year	₹ 3,94,00,000.00	6.60	12.07.2020	₹ 4,20,65,470.00	44/53	81
8	Syndicate Bank	12.07.2019	172395	1 Year	₹ 6,12,00,000.00	6.60	12.07.2020	₹ 6,53,40,274.40	44/53	81
9	Indian Bank	23.09.2019	276142	1 Year	₹ 90,00,000.00	6.60	20.09.2019	₹ 96,08,864.00	20/73	83
10	Indian Bank	23.09.2019	276143	1 Year	₹ 30,00,000.00	6.60	20.09.2019	₹ 32,02,955.00	20/73	83
11	Allahabad Bank	03.01.2020	187705	1 Year & 11 month	₹ 1,99,00,000.00	6.50	02.12.2021	₹ 2,25,17,700.00	21/73	86
12	Allahabad Bank	04.01.2020	381554	1 Year & 11 month	₹ 1,99,00,000.00	6.50	03.12.2021	₹ 2,25,17,700.00	21/73	86
13	Allahabad Bank	05.01.2020	460298	1 Year & 11 month	₹ 1,99,00,000.00	6.50	04.12.2021	₹ 2,25,17,700.00	21/73	86
14	Allahabad Bank	07.01.2020	604094	1 Year & 11 month	₹ 1,99,00,000.00	6.50	06.12.2021	₹ 2,25,17,700.00	21/73	86
15	Allahabad Bank	03.01.2020	746391	1 Year & 11 month	₹ 1,99,00,000.00	6.50	07.12.2021	₹ 2,25,17,700.00	21/73	86
16	Allahabad Bank	07.01.2020	835088	1 Year & 11 month	₹ 1,99,00,000.00	6.50	08.12.2021	₹ 2,25,17,700.00	21/73	86
17	Allahabad Bank	13.01.2020	908637	1 Year & 11 month	₹ 1,99,00,000.00	6.50	09.12.2021	₹ 2,25,17,700.00	21/73	86
18	Allahabad Bank	13.01.2020	64531	1 Year & 11 month	₹ 1,99,00,000.00	6.50	10.12.2021	₹ 2,25,17,700.00	22/74	86
19	Allahabad Bank	14.01.2020	240258	1 Year & 11 month	₹ 1,99,00,000.00	6.50	13.12.2021	₹ 2,25,17,700.00	22/74	86
20	Allahabad Bank	15.01.2020	403871	1 Year & 11 month	₹ 1,99,00,000.00	6.50	14.12.2021	₹ 2,25,17,700.00	22/74	86
21	Allahabad Bank	15.01.2020	576720	1 Year & 11 month	₹ 1,99,00,000.00	6.50	15.12.2021	₹ 2,25,17,700.00	22/74	86
22	Allahabad Bank	17.01.2020	603337	1 Year & 11 month	₹ 1,99,00,000.00	6.50	16.12.2021	₹ 2,25,17,700.00	22/74	86
23	Allahabad Bank	18.01.2020	759272	1 Year & 11 month	₹ 1,99,00,000.00	6.50	17.12.2021	₹ 2,25,17,700.00	22/74	86
24	Allahabad Bank	19.01.2020	925128	1 Year & 11 month	₹ 1,13,00,000.00	6.50	18.12.2021	₹ 1,27,86,432.00	22/74	86
25	Andhra Bank	17.02.2020	112214	12 Months	₹ 9,99,00,000.00	6.00	17.02.2021	₹ 10,60,30,218.00	23/74	88
26	Andhra Bank	24.02.2020	177139	12 Months	₹ 9,99,00,000.00	6.00	24.02.2021	₹ 10,60,30,218.00	24/74	88
27	Andhra Bank	26.02.2020	177140	12 Months	₹ 9,99,00,000.00	6.00	26.02.2021	₹ 10,60,30,218.00	24/74	89
28	Andhra Bank	27.02.2020	177141	12 Months	₹ 2,05,00,000.00	6.00	27.02.2021	₹ 2,17,57,952.00	24/74	89
29	Andhra Bank	28.02.2020	177144	12 Months	₹ 9,99,00,000.00	6.00	28.02.2021	₹ 10,60,30,218.00	24/74	89
30	Andhra Bank	21.02.2020	177145	12 Months	₹ 9,99,00,000.00	6.00	21.02.2021	₹ 10,60,30,218.00	24/74	89
	<b>TOTAL</b>				<b>₹ 90,56,99,567.00</b>			<b>₹ 98,10,76,353.40</b>		



DELHI URBAN SHELTER IMPROVEMENT BOARD  
दिल्ली शहरी आश्रय सुधार बोर्ड

Matured from Opening During The Financial Year 2019-20 (LOA)

Sl.No	Name of Bank	Date of Investment	FDR No.	Period of Investment	Amount of Investment	Rate of Interest PA(%)	Date of Maturity	Maturity Value	Total Interest Received	Opening Accrued As On 01.04.2019 To Be Reverse	Interest in 2019-20 (Total Interest Less opening accrued)	Cash Book (SI/Page No.)
1	UCO Bank	25.07.2016	656108	36 Months	₹ 90,00,000.00	7.50	25.07.2019	₹ 1,12,47,447.00	₹ 22,47,447.00	₹ 19,84,951	₹ 2,62,496.00	82
2	UCO Bank	25.07.2016	656111	36 Months	₹ 90,00,000.00	7.50	25.07.2019	₹ 1,12,47,447.00	₹ 22,47,447.00	₹ 19,84,951	₹ 2,62,496.00	82
3	UCO Bank	25.07.2016	656112	36 Months	₹ 90,00,000.00	7.50	25.07.2019	₹ 1,12,47,447.00	₹ 22,47,447.00	₹ 19,84,951	₹ 2,62,496.00	82
4	UCO Bank	25.07.2016	656113	36 Months	₹ 90,00,000.00	7.50	25.07.2019	₹ 1,12,47,447.00	₹ 22,47,447.00	₹ 19,84,951	₹ 2,62,496.00	82
5	UCO Bank	25.07.2016	656119	36 Months	₹ 81,00,000.00	7.50	25.07.2019	₹ 1,01,22,703.00	₹ 20,22,703.00	₹ 17,86,456	₹ 2,36,247.00	82
6	UCO Bank	25.07.2016	656125	36 Months	₹ 30,00,000.00	7.50	25.07.2019	₹ 37,49,149.00	₹ 7,49,149.00	₹ 6,61,650	₹ 87,499.00	82
7	UCO Bank	25.07.2016	656126	36 Months	₹ 20,00,000.00	7.50	25.07.2019	₹ 24,99,438.00	₹ 4,99,438.00	₹ 4,41,100	₹ 58,338.00	82
8	UCO Bank	27.09.2016	656172	35 Months	₹ 92,00,000.00	7.50	27.08.2019	₹ 1,14,27,241.00	₹ 22,27,241.00	₹ 20,29,061	₹ 1,98,180.00	83
9	UCO Bank	28.09.2016	656173	35 Months	₹ 10,00,000.00	7.50	28.08.2019	₹ 12,42,091.00	₹ 2,42,091.00	₹ 2,20,550	₹ 21,541.00	83
10	UCO Bank	28.09.2016	656174	35 Months	₹ 6,00,000.00	7.50	28.08.2019	₹ 7,45,255.00	₹ 1,45,255.00	₹ 1,32,330	₹ 12,925.00	83
11	Canara Bank	02.06.2018	579956	555 days	₹ 99,00,000.00	7.10	09.12.2019	₹ 1,10,18,181.00	₹ 11,18,181.00	₹ 5,93,591	₹ 5,24,590.03	86
12	Canara Bank	02.06.2018	579957	555 days	₹ 5,82,815.00	7.10	09.12.2019	₹ 6,48,642.00	₹ 65,827.00	₹ 34,945	₹ 30,882.18	86
13	Canara Bank	02.06.2018	579958	555 days	₹ 99,00,000.00	7.10	09.12.2019	₹ 1,10,18,181.00	₹ 11,18,181.00	₹ 5,93,591	₹ 5,24,590.03	86
14	Canara Bank	02.06.2018	579959	555 days	₹ 5,82,815.00	7.10	09.12.2019	₹ 6,48,642.00	₹ 65,827.00	₹ 34,945	₹ 30,882.18	86
15	Canara Bank	04.06.2018	579960	555 days	₹ 99,00,000.00	7.10	11.12.2019	₹ 1,10,18,181.00	₹ 11,18,181.00	₹ 5,89,545	₹ 5,28,635.88	86
16	Canara Bank	04.06.2018	579961	555 days	₹ 5,85,853.00	7.10	11.12.2019	₹ 6,48,685.00	₹ 62,832.00	₹ 34,888	₹ 27,944.45	86
17	Canara Bank	04.06.2018	579962	555 days	₹ 99,00,000.00	7.10	11.12.2019	₹ 1,10,18,181.00	₹ 11,18,181.00	₹ 5,89,545	₹ 5,28,635.88	86
18	Canara Bank	04.06.2018	579963	555 days	₹ 5,85,853.00	7.10	11.12.2019	₹ 6,48,685.00	₹ 62,832.00	₹ 34,888	₹ 27,944.45	86
19	Canara Bank	04.06.2018	579964	555 days	₹ 99,00,000.00	7.10	11.12.2019	₹ 1,10,18,181.00	₹ 11,18,181.00	₹ 5,89,545	₹ 5,28,635.88	86
20	Canara Bank	04.06.2018	579965	555 days	₹ 5,85,853.00	7.10	11.12.2019	₹ 6,48,685.00	₹ 62,832.00	₹ 34,888	₹ 27,944.45	86
21	Canara Bank	04.06.2018	579966	555 days	₹ 99,00,000.00	7.10	11.12.2019	₹ 1,10,18,181.00	₹ 11,18,181.00	₹ 5,89,545	₹ 5,28,635.88	86
22	Canara Bank	04.06.2018	579967	555 days	₹ 5,85,853.00	7.10	11.12.2019	₹ 6,48,685.00	₹ 62,832.00	₹ 34,888	₹ 27,944.45	86
23	Canara Bank	04.06.2018	579968	555 days	₹ 99,00,000.00	7.10	11.12.2019	₹ 1,10,18,181.00	₹ 11,18,181.00	₹ 5,89,545	₹ 5,28,635.88	86
24	Canara Bank	04.06.2018	579969	555 days	₹ 5,85,853.00	7.10	11.12.2019	₹ 6,48,685.00	₹ 62,832.00	₹ 34,888	₹ 27,944.45	86
25	Canara Bank	04.06.2018	579970	555 days	₹ 64,65,986.00	7.10	11.12.2019	₹ 71,96,303.00	₹ 7,30,317.00	₹ 3,85,050	₹ 3,43,267.46	86
26	Canara Bank	06.06.2018	450151	555 days	₹ 99,00,000.00	7.10	13.12.2019	₹ 1,10,18,181.00	₹ 11,18,181.00	₹ 5,85,501	₹ 5,32,680.17	86
27	Canara Bank	06.06.2018	450152	555 days	₹ 99,00,000.00	7.10	13.12.2019	₹ 1,10,18,181.00	₹ 11,18,181.00	₹ 5,85,501	₹ 5,32,680.17	86
28	Canara Bank	06.06.2018	450153	555 days	₹ 99,00,000.00	7.10	13.12.2019	₹ 1,10,18,181.00	₹ 11,18,181.00	₹ 5,85,501	₹ 5,32,680.17	86
29	Canara Bank	06.06.2018	450154	555 days	₹ 6,01,824.00	7.10	13.12.2019	₹ 6,69,798.00	₹ 67,974.00	₹ 35,593	₹ 32,381.23	86
30	Canara Bank	06.06.2018	450155	555 days	₹ 99,00,000.00	7.10	13.12.2019	₹ 1,10,18,181.00	₹ 11,18,181.00	₹ 5,85,501	₹ 5,32,680.17	86
31	Canara Bank	06.06.2018	450156	555 days	₹ 6,01,824.00	7.10	13.12.2019	₹ 6,69,798.00	₹ 67,974.00	₹ 35,593	₹ 32,381.23	86
32	Canara Bank	06.06.2018	450157	555 days	₹ 6,01,824.00	7.10	13.12.2019	₹ 6,69,798.00	₹ 67,974.00	₹ 35,593	₹ 32,381.23	86
33	Canara Bank	06.06.2018	450158	555 days	₹ 6,01,824.00	7.10	13.12.2019	₹ 6,69,798.00	₹ 67,974.00	₹ 35,593	₹ 32,381.23	86
34	Canara Bank	06.06.2018	450159	555 days	₹ 99,00,000.00	7.10	13.12.2019	₹ 1,10,18,181.00	₹ 11,18,181.00	₹ 5,85,501	₹ 5,32,680.17	86
35	Canara Bank	06.06.2018	450160	555 days	₹ 6,01,824.00	7.10	13.12.2019	₹ 6,69,798.00	₹ 67,974.00	₹ 35,593	₹ 32,381.23	86
36	Canara Bank	06.06.2018	450161	555 days	₹ 40,97,033.00	7.10	13.12.2019	₹ 45,59,783.00	₹ 4,62,750.00	₹ 2,42,305	₹ 2,20,445.33	86
37	Canara Bank	06.06.2018	450162	555 days	₹ 99,00,000.00	7.10	13.12.2019	₹ 1,10,18,181.00	₹ 11,18,181.00	₹ 5,85,501	₹ 5,32,680.17	86
38	Canara Bank	06.06.2018	450163	555 days	₹ 5,83,552.00	7.10	13.12.2019	₹ 6,48,685.00	₹ 65,133.00	₹ 34,512	₹ 30,620.87	86
39	Canara Bank	06.06.2018	450164	555 days	₹ 99,00,000.00	7.10	13.12.2019	₹ 1,10,18,181.00	₹ 11,18,181.00	₹ 5,85,501	₹ 5,32,680.17	86
40	Canara Bank	06.06.2018	450165	555 days	₹ 5,83,552.00	7.10	13.12.2019	₹ 6,48,685.00	₹ 65,133.00	₹ 34,512	₹ 30,620.87	86
41	Canara Bank	06.06.2018	450166	555 days	₹ 99,00,000.00	7.10	13.12.2019	₹ 1,10,18,181.00	₹ 11,18,181.00	₹ 5,85,501	₹ 5,32,680.17	86





DELHI URBAN SHELTER IMPROVEMENT BOARD  
दिल्ली शहरी आश्रय सुधार बोर्ड


Closing Investment During The Financial Year 2019-20 (LOA)

Sl.No	Name of Bank	Date of Investment	FDR No.	Period of Investment	Amount of Investment	Rate of Interest P.A(%)	Date of Maturity	Maturity Value	No. Of Days Upto 31.03.2020	Accrued Interest as on 31.03.2020 to be taken in B/Sheet	Opening Accrued As On 01.04.2019	Accrued Interest For The Year To Taken In Income	Remarks (Sl.No./ Page No.)
1	Allahabad Bank	06.06.2017	815695	2 Years 11 Months	₹ 95,00,000.00	6.75	06.05.2020	₹ 1,15,48,848.00	1029 Days	₹ 19,73,024	₹ 12,28,228	₹ 7,44,796.39	01/52
2	Allahabad Bank	06.06.2017	815696	1064 days	₹ 95,00,000.00	6.75	06.05.2020	₹ 1,15,46,736.00	1029 Days	₹ 19,73,024	₹ 12,28,228	₹ 7,44,796.39	01/52
3	Allahabad Bank	06.06.2017	815697	1063 days	₹ 99,00,000.00	6.75	06.05.2020	₹ 1,20,30,713.00	1029 Days	₹ 20,56,098	₹ 12,79,942	₹ 7,76,155.55	01/52
4	Allahabad Bank	06.06.2017	815698	1062 days	₹ 99,00,000.00	6.75	06.05.2020	₹ 1,20,28,512.00	1029 Days	₹ 20,56,098	₹ 12,79,942	₹ 7,76,155.55	01/52
5	Allahabad Bank	06.06.2017	815701	1059 days	₹ 99,00,000.00	6.75	06.05.2020	₹ 1,20,21,910.00	1029 Days	₹ 20,56,098	₹ 12,79,942	₹ 7,76,155.55	01/52
6	Allahabad Bank	06.06.2017	815702	1058 days	₹ 99,00,000.00	6.75	06.05.2020	₹ 1,20,19,709.00	1029 Days	₹ 20,56,098	₹ 12,79,942	₹ 7,76,155.55	01/52
7	Allahabad Bank	06.06.2017	815705	1057 days	₹ 99,00,000.00	6.75	06.05.2020	₹ 1,20,17,508.00	1029 Days	₹ 20,56,098	₹ 12,79,942	₹ 7,76,155.55	01/52
8	Allahabad Bank	06.06.2017	815706	1056 days	₹ 99,00,000.00	6.75	06.05.2020	₹ 1,20,15,307.00	1029 Days	₹ 20,56,098	₹ 12,79,942	₹ 7,76,155.55	01/52
9	Allahabad Bank	06.06.2017	815707	1055 days	₹ 36,00,000.00	6.75	06.05.2020	₹ 67,95,293.00	1029 Days	₹ 11,63,046	₹ 7,24,008	₹ 4,39,038.15	01/54
10	CBI	12.07.2017	529633	1066 days	₹ 99,00,000.00	6.50	12.06.2020	₹ 1,19,49,057.00	993 Days	₹ 18,98,223	₹ 11,59,555	₹ 7,38,667.74	01/54
11	CBI	13.07.2017	529636	1065 days	₹ 41,00,000.00	6.50	12.06.2020	₹ 49,47,728.00	992 Days	₹ 18,96,139	₹ 4,79,411	₹ 14,16,728.18	01/54
12	Canara Bank	01.04.2019	621621	555 Days	₹ 2,49,511.00	7.10	06.10.2020	₹ 2,77,714.00	366 Days	₹ 18,245	-	₹ 18,245.00	19/73
13	Canara Bank	01.04.2019	621620	555 Days	₹ 1,93,844.00	7.10	06.10.2020	₹ 2,15,738.00	366 Days	₹ 14,173	-	₹ 14,173.00	19/73
14	Canara Bank	06.04.2019	621668	555 Days	₹ 1,75,380.00	7.10	11.10.2020	₹ 1,95,188.00	361 Days	₹ 12,642	-	₹ 12,642.00	19/73
15	Canara Bank	24.04.2019	621805	555 Days	₹ 20,24,178.00	6.70	30.10.2020	₹ 22,39,375.00	343 Days	₹ 1,38,395	-	₹ 1,38,395.00	19/73
16	Canara Bank	24.04.2019	621806	555 Days	₹ 1,60,177.00	6.70	30.10.2020	₹ 1,77,205.00	343 Days	₹ 10,951	-	₹ 10,951.00	19/73
17	Canara Bank	24.04.2019	621807	555 Days	₹ 2,96,477.00	6.70	30.10.2020	₹ 3,27,996.00	343 Days	₹ 20,270	-	₹ 20,270.00	19/73
18	Syndicate Bank	12.07.2019	172394	1 Year	₹ 3,94,00,000.00	6.60	12.07.2020	₹ 4,20,65,470.00	263 Days	₹ 19,02,949	-	₹ 19,02,949.00	44/53
19	Syndicate Bank	12.07.2019	172395	1 Year	₹ 6,12,00,000.00	6.60	12.07.2020	₹ 6,53,40,274.40	263 Days	₹ 29,55,850	-	₹ 29,55,850.00	44/53
20	Indian Bank	20.09.2019	276142	1 Year	₹ 90,00,000.00	6.60	20.09.2019	₹ 96,08,864.00	193 Days	₹ 3,16,978	-	₹ 3,16,978.00	20/73
21	Indian Bank	20.09.2019	276143	1 Year	₹ 30,00,000.00	6.60	20.09.2019	₹ 32,02,955.00	193 Days	₹ 1,05,660	-	₹ 1,05,660.00	20/73
22	Allahabad Bank	03.01.2020	187705	1 Year & 11 month	₹ 1,99,00,000.00	6.50	02.12.2021	₹ 2,25,17,700.00	88 Days	₹ 3,11,857	-	₹ 3,11,857.00	21/73
23	Allahabad Bank	04.01.2020	381554	1 Year & 11 month	₹ 1,99,00,000.00	6.50	03.12.2021	₹ 2,25,17,700.00	87 Days	₹ 3,08,313	-	₹ 3,08,313.00	21/73
24	Allahabad Bank	06.01.2020	460298	1 Year & 11 month	₹ 1,99,00,000.00	6.50	04.12.2021	₹ 2,25,17,700.00	85 Days	₹ 3,01,226	-	₹ 3,01,226.00	21/73
25	Allahabad Bank	07.01.2020	604094	1 Year & 11 month	₹ 1,99,00,000.00	6.50	06.12.2021	₹ 2,25,17,700.00	84 Days	₹ 2,97,682	-	₹ 2,97,682.00	21/73
26	Allahabad Bank	08.01.2020	746391	1 Year & 11 month	₹ 1,99,00,000.00	6.50	07.12.2021	₹ 2,25,17,700.00	83 Days	₹ 2,94,138	-	₹ 2,94,138.00	21/73
27	Allahabad Bank	09.01.2020	835088	1 Year & 11 month	₹ 1,99,00,000.00	6.50	08.12.2021	₹ 2,25,17,700.00	82 Days	₹ 2,90,594	-	₹ 2,90,594.00	21/73
28	Allahabad Bank	10.01.2020	908637	1 Year & 11 month	₹ 1,99,00,000.00	6.50	09.12.2021	₹ 2,25,17,700.00	81 Days	₹ 2,87,050	-	₹ 2,87,050.00	21/73
29	Allahabad Bank	13.01.2020	64531	1 Year & 11 month	₹ 1,99,00,000.00	6.50	10.12.2021	₹ 2,25,17,700.00	78 Days	₹ 2,76,419	-	₹ 2,76,419.00	22/74
30	Allahabad Bank	14.01.2020	240258	1 Year & 11 month	₹ 1,99,00,000.00	6.50	13.12.2021	₹ 2,25,17,700.00	77 Days	₹ 2,72,875	-	₹ 2,72,875.00	22/74
31	Allahabad Bank	15.01.2020	403871	1 Year & 11 month	₹ 1,99,00,000.00	6.50	14.12.2021	₹ 2,25,17,700.00	76 Days	₹ 2,69,331	-	₹ 2,69,331.00	22/74
32	Allahabad Bank	16.01.2020	576720	1 Year & 11 month	₹ 1,99,00,000.00	6.50	15.12.2021	₹ 2,25,17,700.00	75 Days	₹ 2,65,787	-	₹ 2,65,787.00	22/74
33	Allahabad Bank	17.01.2020	603337	1 Year & 11 month	₹ 1,99,00,000.00	6.50	16.12.2021	₹ 2,25,17,700.00	74 Days	₹ 2,62,244	-	₹ 2,62,244.00	22/74
34	Allahabad Bank	18.01.2020	759272	1 Year & 11 month	₹ 1,99,00,000.00	6.50	17.12.2021	₹ 2,25,17,700.00	73 Days	₹ 2,58,700	-	₹ 2,58,700.00	22/74
35	Allahabad Bank	19.01.2020	925128	1 Year & 11 month	₹ 1,13,00,000.00	6.50	18.12.2021	₹ 1,27,86,432.00	72 Days	₹ 1,44,887	-	₹ 1,44,887.00	22/74
36	Andhra Bank	17.02.2020	112214	12 Months	₹ 9,99,00,000.00	6.00	17.02.2021	₹ 10,60,30,218.00	43 Days	₹ 7,06,142	-	₹ 7,06,142.00	23/74
37	Andhra Bank	24.02.2020	177139	12 Months	₹ 9,99,00,000.00	6.00	24.02.2021	₹ 10,60,30,218.00	36 Days	₹ 5,91,189	-	₹ 5,91,189.00	24/74
38	Andhra Bank	26.02.2020	177140	12 Months	₹ 9,99,00,000.00	6.00	26.02.2021	₹ 10,60,30,218.00	34 Days	₹ 5,58,345	-	₹ 5,58,345.00	24/74
39	Andhra Bank	27.02.2020	177141	12 Months	₹ 2,05,00,000.00	6.00	27.02.2021	₹ 2,17,57,952.00	33 Days	₹ 1,11,205	-	₹ 1,11,205.00	24/74
40	Andhra Bank	28.02.2020	177144	12 Months	₹ 9,99,00,000.00	6.00	28.02.2021	₹ 10,60,30,218.00	32 days	₹ 5,25,501	-	₹ 5,25,501.00	24/74
41	Andhra Bank	21.02.2020	177145	12 Months	₹ 9,99,00,000.00	6.00	21.02.2021	₹ 10,60,30,218.00	39 Days	₹ 6,40,454	-	₹ 6,40,454.00	24/74
<b>TOTAL</b>										<b>₹ 1,09,99,99,674.40</b>		<b>₹ 5,37,10,096</b>	<b>₹ 2,12,11,012.15</b>

NOTE: ACCRUED INTEREST FORMULA :

(i)  $A = P[1 + (r/4)t] - P$  (FOR PERIOD MORE THAN 90 DAYS)

(ii)  $A = P(1 + rt)$  (FOR PERIOD LESS THAN 90 DAYS)



BANK RECONCILIATION STATEMENT FOR THE FINANCIAL YEAR 2019-20

DIVISION	Bank's Details	Balance as per Cash Book	Cheque issued but not presented for Payment	Cheque deposited but not cleared by Bank	Bank Interest	Bank Charges	Amt Excess Credited by Bank and taken in cashbook in next years	Amt of EMID credited by bank taken in Cash book in Next years	Amt Debited by Bank and taken in cashbook in next years	Amt Wrongly debited By Bank and reverse by bank in next years	Net Balance (J=A+B-C+D-E+F+G-H-I)	Other Difference	Balance as per Bank Statement (L=J+/-K)
		A	B	C	D	E	F	G	H	I		K	
A.O.(PF)	CBI-6919	4,54,56,595	89,45,330	91,18,654	-	1,558	-	-	-	-	4,52,81,714	-	4,52,81,714
A.O.(PLAN)	CBI-522	76,54,61,721	5,16,257	-	-	9,861	4,12,065	-	-	4,12,000	76,59,68,182	-	76,59,68,182
A.O.(PLAN)	CBI-3351	41,21,413	-	-	-	-	-	-	-	-	41,21,413	(41,17,430)	3,983
A.O.(PLAN)	CBI-6372	8,10,241	4,30,000	2,02,000	-	2,219	4,60,359	-	-	9,912	15,06,469	(7,50,000)	7,56,469
A.O.(PLAN)	CBI-5413	43,92,21,453	-	-	-	-	-	-	-	-	43,92,21,453	-	43,92,21,453
A.O.(PLAN)	CBI-8300	20,33,97,136	-	-	-	3,867	-	-	-	-	20,33,93,270	(2,96,25,000)	17,37,68,270
A.O.(HQ)	CBI-857	46,72,19,095	62,11,87,526	2,28,189	-	14,546	28,90,632	-	-	15,29,596	1,08,96,24,923	-	1,08,96,24,923
A.O.(HQ)	CBI-574	3,64,636	-	-	-	1,064	-	-	-	-	30,63,572	-	30,63,572
A.O.(HQ)	CBI-3800	86,53,31,159	6,01,310	61,90,90,884	-	1,698	272	-	-	80,821	24,67,59,339	-	24,67,59,339
A.O.(HQ)	CBI-065	12,56,949	-	-	-	-	-	-	-	-	12,56,949	-	12,56,949
A.O.(HQ)	CBI-848	5,06,57,733	71,74,962	-	-	128	-	-	-	-	5,78,32,568	-	5,78,32,568
A.O.(HQ)(JIR)	CBI-5685	91,14,662	-	-	-	1,068	5,25,424	-	-	-	96,39,018	-	96,39,018
HORT.	CBI-6636	41,18,569	12,77,311	-	-	3,282	7,636	-	-	-	54,00,234	-	54,00,234
C-1/CD-I	CBI-6830	52,22,893	30,22,970	-	-	237	-	-	-	-	82,45,626	-	82,45,626
C-2/DD-I	CBI-5898	50,88,358	14,48,233	4,100	-	329	-	-	-	-	65,32,162	-	65,32,162
C-3/DD-II	CBI-7553	54,66,472	1,45,23,687	-	-	7,231	26,030	-	-	2	2,00,08,956	-	2,00,08,956
C-4/CD-IV	CBI-5954	1,07,41,254	1,93,87,952	13,900	-	47,864	-	-	-	-	2,94,67,442	-	2,94,67,442
C-5/DD-III	CBI-4736	1,55,27,441	5,15,60,156	21,000	-	47,609	2,73,673	-	-	-	6,70,92,661	-	6,70,92,661
C-6/DD-V	CBI-5135	1,00,13,032	43,56,333	-	-	21,074	4,34,222	-	-	-	1,47,82,513	4,19,204	1,52,01,717
C-7/DD-IV	CBI-5774	2,08,95,104	1,77,30,181	21,400	-	97,600	30,306	-	-	-	3,85,36,591	-	3,85,36,591
C-8/DD-VI	CBI-5956	6,98,032	1,33,01,130	63,880	-	63,116	-	-	-	16,000	1,93,54,167	-	1,93,54,167
C-9/DD-VII	CBI-6018	26,70,186	28,92,543	-	-	-	3,28,000	-	-	1,40,859	57,49,870	(3,58,301)	53,91,569
C-10/CD-II	CBI-4538	2,07,88,918	1,01,01,889	9,300	-	65,231	6,94,962	-	-	-	3,15,11,238	-	3,15,11,238
C-11/CD-III	CBI-4678	84,88,371	26,72,898	-	-	31,788	-	-	-	-	1,11,29,481	-	1,11,29,481
C-12/CPD	CBI-5275	3,25,756	53,40,335	-	-	15	-	-	-	-	84,66,076	-	84,66,076
E-1/ED-I	CBI-7980	26,04,051	28,26,908	-	-	5,204	-	-	-	-	54,25,755	-	54,25,755
E-2/ED-III	CBI-4910	98,71,863	1,69,38,554	-	-	12,169	-	-	-	-	2,67,98,248	-	2,67,98,248
E-3/EE(E&M)	CBI-2392	95,40,189	34,61,122	-	-	24,989	-	-	-	-	1,29,76,322	-	1,29,76,322
E-4/ED-II	CBI-6755	67,47,108	14,92,316	-	-	13,068	-	-	-	-	82,26,356	-	82,26,356
A.O. (Pension)	CBI-9871	4,95,35,339	-	-	-	-	-	-	-	-	4,95,35,339	-	4,95,35,339
Balance as per Cash Book		3,05,13,55,731	81,12,09,903	62,87,73,306	-	4,78,813	60,83,581	-	-	21,89,190	3,23,69,07,906	(3,44,31,527)	3,20,24,76,379



DELHI URBAN SHELTER IMPROVEMENT BOARD  
दिल्ली शहरी आश्रय सुधार बोर्ड

**DELHI URBAN SHELTER IMPROVEMENT BOARD**

**Significant Accounting Policies and Notes on Accounts**

1. Delhi Urban Shelter Improvement Board (DUSIB) has come in existence under Delhi urban improvement Board Act 2010 which has been passed by the legislative Assembly of the National Capital Territory of Delhi on the 01<sup>st</sup> April 2010 and has come in force by the order of Hon'ble Lt. Governor of Delhi on 1<sup>st</sup> July 2010. The Slum and JJ Department which was earlier part of MCD was transferred to this Board. The Slum and JJ Department was not Set up under any statute, but as part of MCD in 1962. The Department was entrusted with the work of operating the provisions of Slum Areas (Improvement & Clearance) Act, 1956. In 1967 JJ Wing was transferred to DDA and subsequently merged with DDA. However, Slum and JJ department was transferred back & Forth from MCD to DDA from 1974 till 1980 and was finally with MCD, Since September 1992.

2. DUSIB has 17 divisions across Delhi and a HQ which is subdivided into 5 branches. Accounting of Each division /branch is decentralized and is on cash basis. Each division prepare accounts in single entry basis which are consolidated at HQ for preparation of Annual Accounts. The accounts of Each Financial Year are approved by Board of DUSIB.

**3. Basis of preparation of financial statement**

a) The Annual Accounts have been prepared under the historical cost convention on accrual basis and the Opening balances were taken from the Balance Sheet for the Financial Year ended on 31.03.2019.


b) The accounts are prepared from the Monthly Accounts, Trial Balance, Cash Book, Utilization Certificate and FDR Register. We have compiled the figures from Monthly Accounts, Trial Balance, Utilization Certificate, and Cash Book after doing necessary adjustments after having due discussion.

**4. EARMARKED FUNDS**

The DUSIB have the NIL Investment in GPF against the total amount standing in GPF Earmarked Fund of Rs.1,55,73,95,540.36 and Provide Interest of Rs.9,41,55,540.00 against the GPF.

**5. INTEREST INCOME FROM SAVING ACCOUNTS**

The Interest Income from Saving Accounts of Plan Fund has been segregated according to the schemes and transferred to the concerned scheme in Schedule-2 (Grants) & Schedule-7D (Deposit Works).



**DELHI URBAN SHELTER IMPROVEMENT BOARD**  
**दिल्ली शहरी आश्रय सुधार बोर्ड**


**6. GRANTS**

- a) The grant has been approved separately for Capital Expenditure and revenue Expenditure. Therefore total Grants Receipts and Grants Expenditure was transferred to capital and revenue account as per the proportion of sanction letter.
- b) The excess of expenses over grants in Schedule-2(Grants) under the scheme National Urban Livelihood Mission shall be adjusted in next financial year.
- c) Interest on Unspent Grant arising from the Plan Fund investments & Plan Fund Saving Accounts has been added to Schedule-2 (Grant) and Segregated accordingly in the relevant schemes.
- d) Earlier Total Grants Receipts and Grants Expenditure was transferred to capital and revenue account in the fixed proportion.
- e) Grant received during FY 2018-19 in In-situ slum rehabilitation scheme & C/o of house under JNNURM of Rs. 200,00,00,000/- & 30,00,00,000/- respectively was loan received that year which was mistakenly posted as grant now rectified and proportionate balance has been transferred to Sch-5 (Loans & Borrowings).

**7. FIXED ASSETS**

- a) Schedule 8 Fixed Assets are maintained as per CAG guidelines.
  - b) Fixed Assets are stated at construction Cost includes taxes, duties, freight and other incidental expenses related to acquisition, improvements and installation of the assets.
- b) Depreciation is provided on written down method at the rates prescribed are as under:-

Particulars	Rate of Depreciation
Land	Nil
Dustbin & Dhalaos	20.00%
CTCs (Conventional)	20.00%
CTCs (YAP)	20.00%
Pre fab JSCs	20.00%
MTVs	20.00%
MTVs (YAP)	20.00%
Sewer Treatment Plant (YAP)	20.00%
Sanitation Equipments (YAP)	20.00%
Lavatory Blocks & Urinals	20.00%
Roads, Streets, Lanes	20.00%
Structural repair & Maintenance of Slum	20.00%
Development of Sewerage	20.00%
Drainage	20.00%
Shishu vatika	10.00%



DELHI URBAN SHELTER IMPROVEMENT BOARD  
दिल्ली शहरी आश्रय सुधार बोर्ड

Building	1.61%
Building District Center	1.61%
Building School	1.61%
Electrical Cables	7.07%
Computers	15.50%
Furniture, Fixtures & Office Equipments	9.50%
Lamp Post & Luminary Fittings	10.00%
Books	100.00%
Plants & Machinery	4.75%
Vehicles	10.00%
Developments of Site	0.00%
Environmental Improvement in under Slum	20.00%
Slum Katra Repair/Renewal Programme	20.00%
Construction & Management of Night Shelter	1.61%
Jan Suvidha Complexes	20.00%
Basti Vikas Kendra OR Pdg. Built up Facilities of C/Halls etc.	1.61%
Construction of Flats at Mata Sundari Road	1.61%
Shishu Vatikas /Common spaces	20.00%
Centrally Assisted Slum Development Programme	20.00%
C/o Houses Under JNNRUM	20.00%
Improvement of services in SRS pockets	20.00%
Rajiv Awas Yojna	20.00%
Dev Work Trans Yamuna Area Development Board	1.61%
GIA to DUSIB, C/o & R/o Office Building & Staff Qtr	1.61%
C/o Slum/JJ Cluster & informal shelter	1.61%
Property, Plant & Machinery	4.75%
Furniture	9.50%
Swachh Bharat Mission	20.00%
National Urban Livelihood Mission	20.00%

c) The infrastructure assets are neither physically verified by DUSIB (not by us) nor any verification report was available to us. In the absence of such information, the value of assets and accuracy cannot be as certain at this stage which can be adjusted only after finalization of fixed assets.

d) Valuation of Fixed Assets is under process and effect/adjustment for the same will be taken in year of its finalization

**8. CURRENT ASSETS**

- a) The debtors list whether of residential or commercial properties (i.e. list of receivables for all heads stated above)-Party wise & year wise is not confirmed from debtors thus not verified. No document is confirming the dues of Ground rent arrears and Hire purchase instalment.
- b) The fixed assets register preparation is under process which shall be incorporated in Annual Accounts in the year of completion of the same.
- c) The Investment details are prepared on the basis of Investment Register, Cash Book and Trial Balance, Utilization Certificate. We have compiled the figures from Investment Register or other records provided to us.



**DELHI URBAN SHELTER IMPROVEMENT BOARD**  
**दिल्ली शहरी आश्रय सुधार बोर्ड**

- d) The Interest Accrued on investment is calculated on the basis of the period and the rate of Interest. No interest Certificate was provided to us nor verified by us.
- e) The amount of Rs 26,60,366.00/- recoverable from Canara Bank in Sch-11 has been recovered with an additional interest of Rs. Rs 4,39,201/- (Total Rs 30,99,567/-).The total amount has been recovered in the form of FDRs which was added in investment during the year in LOA.
- f) Addition in FDR during the year in JNNURM Rs. 1,99,000/- which was recorded in cash book has not been made and the amount has been returned/refunded by the bank in LOA during the year.
- g) As per order of high court FDR of Rs. 15,65,200/- in Deposit works has been made by agency against Land Property.

**9. Following Head of Account are under reconciliation and will be adjusted in future after Reconciliation.**

Schedule No.	Head	Amount
Schedule 5	Loan from JJ Wing	2,34,20,882.00
Schedule 7(E)	Cash Settlement With JJ	51,66,155.00
Schedule 11	Debtors of Commercial Properties	12,40,72,999.00
Schedule 11	Debtors of Residential Properties	9,69,590.00
Schedule 11	Bank Adjustment	6,59,74,249.05
Schedule 11	Embezzlement	35,70,86,550.70
Schedule 11	Personal Ledger Account	7,21,97,730.00

10. Previous year figures have been regrouped/ reclassified whenever considered necessary.