

DELHI URBAN SHELTER IMPROVEMENT BOARD

दिल्ली शहरी आश्रय सुधार बोर्ड

ANNUAL ACCOUNTS

2020-21

*ARVIND RATTAN & CO.*

*CHARTERED ACCOUNTANTS*

*D-242, 3<sup>rd</sup> Floor, C.R Road*

*Laxmi Nagar, New Delhi-110092*








*E-mail: akguptaaca@yahoo.co.in*

**DELHI URBAN SHELTER IMPROVEMENT BOARD**








**दिल्ली शहरी आश्रय सुधार बोर्ड**

<b>INDEX</b>		
		<b>PAGE NO.</b>
BALANCE SHEET		1
INCOME & EXPENDITURE ACCOUNTS		2
SCHEDULE OF BALANCE SHEET		3 to 22
SCHEDULE OF INCOME & EXPENDITURE ACCOUNTS		23 to 33
RECEIPTS & PAYMENTS ACCOUNTS		34
TRIAL BALANCE		35 to 39
DEPOSIT WORKS INVESTMENT STATEMENT		40 to 43
S.R.S INVESTMENT STATEMENT		44 to 47
YAP INVESTMENT STATEMENT		48 to 52
PLAN INVESTMENT STATEMENT		53 to 64
DEMF INVESTMENT STATEMENT		65 to 68
JNNURM INVESTMENT STATEMENT		69 to 76
SIF INVESTMENT STATEMENT		77 to 80
LOA INVESTMENT STATEMENT		81 to 89
BANK RECONCILIATION STATEMENTS SIGNIFICANT		90
ACCOUNTING POLICIES & NOTES TO ACCOUNTS		91 to 94
<b>SCHEDULE ATTACHED TO BALANCE SHEET &amp; INCOME</b>		3 to 33
<b>EXPENDITURE</b>	<b>SCHEDULE NOs.</b>	
CORPUS/CAPITAL FUND	1	3
RESERVES AND SURPLUS	1 (A)	4
GRANTS	2 & 2A & 2B	5 & 7
EARMARKED FUNDS	3	8 & 9
SECURED LOANS AND BORROWINGS	4	10
UNSECURED LOANS AND BORROWINGS	5	11
DEFERRED CREDIT	6	12
OTHER LIABILITIES	7 (A)	13
DEPOSIT RECEIVED	7 (B)	14
DUTIES & TAXES	7 (C.)	15
DEPOSIT WORKS	7 (D)	16
RECOVERIES PAYABLE	7 (E)	17
FIXED ASSETS	8	18 to 19
INVESTMENT FROM EARMARKED/ENDOWMENT FUNDS	9	20
INVESTMENT OTHERS	10	21
CURRENT ASSETS, LOANS, ADVANCES ETC	11	22
INCOME FROM SALES/SERVICE	12	23
FEES AND SUBSCRIPTION	13	24
GRANT FROM GNCTD (WAYS & MEANS)	13 (A)	25
INCOME FROM INVESTMENTS	14	26
INCOME FROM ROYALTY, PUBLICATION ETC.	15	27
INTEREST EARNED	16	28
OTHER INCOME	17	29
INCREASE/(DECREASE) IN STOCK OF FINISHED GOODS & WORK-IN-PROGRESS	18	30
ESTABLISHMENT EXPENSES	19	31
ADMINISTRATIVE EXPENSES	20	32
FINANCE COST	21	33

DELHI URBAN SHELTER IMPROVEMENT BOARD  
दिल्ली शहरी आश्रय सुधार बोर्ड

DELHI URBAN SHELTER IMPROVEMENT BOARD BALANCE SHEET AS AT 31ST MARCH 2021			
LIABILITIES			
Particulars	Sch.	Current Year	Previous Year
Corpus/Capital Fund	1	(5,00,29,74,613.25)	(1,86,41,45,034.06)
Grants	2	2,25,26,58,045.00	2,01,93,09,880.00
Earmarked Fund/Endowment Funds	3	1,77,33,15,079.36	1,89,37,13,754.36
Secured Loans and Borrowings	4	0.00	0.00
Unsecured Loans and Borrowings	5	14,00,66,11,837.00	11,08,40,81,837.00
Deferred Credit Liabilities	6	0.00	0.00
Current Liabilities and Provisions	7	4,65,36,27,845.89	5,06,47,43,227.81
<b>Total</b>		<b>17,68,32,38,194.00</b>	<b>18,19,77,03,665.11</b>
ASSETS			
Particulars	Sch.	Current Year	Previous Year
Fixed Assets	8	6,64,55,14,416.06	7,20,88,78,161.37
Investment-From Earmarked Funds	9	0.00	0.00
Investment-Others	10	8,66,89,35,747.00	7,44,56,79,064.00
Current Assets,Loans,Advances Etc.	11	2,36,87,88,030.94	3,54,31,46,439.74
<b>Total</b>		<b>17,68,32,38,194.00</b>	<b>18,19,77,03,665.11</b>
<p><b>For &amp; Behalf of Delhi Urban Shelter Improvement Board</b></p> <div style="display: flex; justify-content: space-between; align-items: flex-start; margin-top: 20px;"> <div style="width: 45%;"> <p>Compiled as per records, vouchers and ledger accounts</p> <p><b>For:- Arvind Rattan &amp; Co.</b> Chartered Accountants Firm Registration No. 020761N</p> <div style="text-align: center; margin-top: 10px;">  <p>CA Arvind Kumar Gupta Partner Membership No:-502563 Place :- New Delhi Date :-</p> </div> </div> <div style="width: 50%; text-align: center;"> <div style="display: flex; justify-content: space-around; margin-bottom: 10px;"> <div style="text-align: center;">  AO (DES)         </div> <div style="text-align: center;">  AAO (DES) 19/01/2025         </div> </div> <div style="display: flex; justify-content: space-around; margin-bottom: 10px;"> <div style="text-align: center;">  Member (Finance)         </div> <div style="text-align: center;">  B &amp; FO         </div> <div style="text-align: center;">  DCA         </div> </div> <div style="text-align: center; margin-top: 10px;">  CEO (DUSIB)         </div> </div> </div>			

DELHI URBAN SHELTER IMPROVEMENT BOARD  
दिल्ली शहरी आश्रय सुधार बोर्ड

DELHI URBAN SHELTER IMPROVEMENT BOARD			
INCOME AND EXPENDITURE FOR THE YEAR ENDED 31ST MARCH 2021			
INCOME			
Particulars	Sch.	Current year	Prevoius Year
Income from Sales / Services	12	0.00	0.00
Fees /Subscriptions	13	15,19,11,624.87	37,55,60,454.41
Grant from GNCTD (WAYS & MEANS)	13A	0.00	0.00
Grant Income	-	1,07,01,29,069.00	1,15,88,17,474.00
Income from Investments	14	7,08,42,597.00	8,83,37,249.93
Income from Royalty, Publication etc.	15	0.00	0.00
InLerest Earned	16	1,87,11,526.36	1,31,74,890.00
Other Income	17	16,13,84,553.60	16,12,21,604.00
Increase/(decrease) in stock of Finished goods an works-in- progress	18	0.00	0.00
<b>Total (A)</b>		<b>1,47,29,79,370.83</b>	<b>1,79,71,11,672.34</b>
EXPENDITURE			
Particulars	Sch.	Current year	Prevolus Year
Establishment Expenses	19	1,78,83,78,295.00	1,80,26,22,071.00
Other Administrative Expenses etc.	20	3,64,74,431.00	4,49,22,320.00
Expenditure related to Grant	-	1,07,01,29,069.00	1,15,88,17,474.00
Finance Cost	21	1,00,17,12,627.70	86,87,95,753.00
Depreciation	8	7,25,38,129.71	8,50,97,371.61
<b>Total (B)</b>		<b>3,96,92,32,552.41</b>	<b>3,96,02,54,989.61</b>
<b>Balance being excess of Income over Expenditure (A-B)</b>		<b>-2,49,62,53,181.58</b>	<b>-2,16,31,43,317.27</b>
Transfer to Special Reserve (Specify each)			
Transfer to/ from General Reserve			
<b>BALANCE BEING SURPLUS/(DEFICIT) CARRIED TO CORPUS/CAPITAL FUND</b>		<b>-2,49,62,53,181.58</b>	<b>-2,16,31,43,317.27</b>
<p>For &amp; Behalf of Delhi Urban Shelter Improvement Board</p> <p>Compiled as per records, vouchers and ledger accounts For:- Arvind Rattan &amp; Co. Chartered Accountants Firm Registration No. 020761N</p> <div style="display: flex; justify-content: space-between; align-items: flex-start;"> <div style="text-align: center;">               CA Arvind Kumar Gupta              Partner              Membership No:-502563              Place :- New Delhi              Date :-         </div> <div style="text-align: center;">               Member (Finance)         </div> <div style="text-align: center;">               AO (DES)         </div> <div style="text-align: center;">               AAO (DES)              10/01/2021         </div> <div style="text-align: center;">               B &amp; FO         </div> <div style="text-align: center;">               DCA         </div> <div style="text-align: center;">               CEO (DUSIB)         </div> </div>			

DELHI URBAN SHELTER IMPROVEMENT BOARD  
दिल्ली शहरी आश्रय सुधार बोर्ड

SCHEDULE-1		
CORPUS/CAPITAL FUND		
Particulars	Current Year	Previous Year
Balance as at the beginning of the year	-6,93,26,15,839.00	4,76,94,72,521.73
Add/(Less) :Balance of net Income/(Expenditure) transferred from the Income and Expenditure Account	-2,49,62,53,181.58	2,16,31,43,317.27
Add:Debtors of Commercial Properties Written Off	-12,40,72,999.00	0.00
Add:Debtors of Residential Properties Written Off	-9,69,590.00	0.00
Add :Contribution towards Corpus/Capital Fund	0.00	0.00
<b>Total</b>	<b>-9,55,39,11,609.58</b>	<b>-6,93,26,15,839.00</b>



DELHI URBAN SHELTER IMPROVEMENT BOARD  
दिल्ली शहरी आश्रय सुधार बोर्ड

SCHEDULE-1A RESERVES AND SURPLUS		
Particulars	Current Year	Previous Year
Capital Asset Reserve	5,00,04,70,804.94	5,50,75,35,182.17
Addition during the year	24,63,70,792.00	46,42,27,813.00
Less: Deductions during the year	76,39,04,600.60	90,32,92,190.53
Total (A)	4,55,09,36,996.34	5,06,84,70,804.94
Total SCH-1	-5,00,29,74,613.25	-1,86,41,45,034.06



DELHI URBAN SHELTER IMPROVEMENT BOARD  
दिल्ली शहरी आश्रय सुधार बोर्ड

SCHEDULE-2 GRANTS									
	Environmental Improvement in Urban Slum	Slum Katra Repair/Renewal Programme	Construction & Management of Night Shelter	Const. of pay & use Jan Suvidha Complex	Const. of Com. Hall/Basti Vikas Kendra	Trans Yamuna Area Development Board	Improvement of services in SRS pocket	Shishu/Common space in JJ Cluster	C/o Houses under JNURM
a) Opening Balance of the Funds:									
i) Grant (Capital)	83,57,981.00	75,80,972.00	7,10,18,068.52	16,64,80,373.00	6,00,20,114.00	6,53,64,530.00	73,36,424.00	2,45,05,013.00	98,83,563.00
ii) Grant (Revenue)	5,63,84,497.00	90,42,534.00	1,76,33,828.43	14,19,70,196.00	54,71,488.00	0.00	20,000.00	0.00	0.00
Total (a)	6,47,42,478.00	1,66,23,506.00	8,86,51,897.00	30,84,50,569.00	6,54,91,602.00	6,53,64,530.00	73,56,424.00	2,45,05,013.00	98,83,563.00
b) Addition to the Funds:									
i) Capital Receipt	2,00,00,000.00	1,00,00,000.00	1,00,00,000.00	9,99,99,300.00	1,00,00,000.00	0.00	1,00,00,000.00	1,00,00,000.00	0.00
ii) Revenue Receipt	18,00,00,000.00	1,50,00,000.00	20,00,00,000.00	59,50,00,000.00	3,00,00,000.00	0.00	0.00	1,25,00,000.00	0.00
Total (b)	20,00,00,000.00	2,50,00,000.00	21,00,00,000.00	69,49,99,300.00	4,00,00,000.00	0.00	1,00,00,000.00	2,25,00,000.00	0.00
c) Utilization/Expenditure towards the objective of funds									
i) Capital Expenditure	1,33,16,379.00	1,02,87,888.00	1,64,70,155.00	9,63,78,141.00	1,79,43,851.00	4,12,61,511.00	0.00	52,62,649.00	98,83,563.00
ii) Revenue Expenditure	18,66,86,841.00	2,14,06,338.00	20,71,84,387.00	54,63,71,132.00	2,66,33,768.00	0.00	0.00	1,25,00,000.00	0.00
iii) Refund of Grant/Transfer to Loan (Sch-5)	0.00	0.00	0.00	0.00	0.00	0.00	0.00	0.00	0.00
Total (c)	20,00,03,220.00	3,16,94,226.00	22,36,54,542.00	64,27,49,273.00	4,45,77,619.00	4,12,61,511.00	0.00	1,77,62,649.00	98,83,563.00
Balance at the end of the year (a+b-c)									
i) Grant (Capital)	1,50,41,602.00	72,93,084.00	6,45,47,913.52	17,01,01,532.00	5,20,76,263.00	2,41,03,019.00	1,73,36,424.00	2,92,42,364.00	0.00
ii) Grant (Revenue)	4,96,97,656.00	26,36,196.00	1,04,49,441.48	19,05,99,064.00	88,37,720.00	0.00	20,000.00	0.00	0.00
A.Total (a+b-c)	6,47,39,258.00	99,29,280.00	7,49,97,355.00	36,07,00,596.00	6,09,13,983.00	2,41,03,019.00	1,73,56,424.00	2,92,42,364.00	0.00
B. Interest On Unspent Grant:									
Opening Balance of the Funds:									
Interest on Unspent Grant (Fixed Deposit)									
Interest on Unspent Grant (Saving)									
Addition during the year:									
Interest on Unspent Grant (Fixed Deposit)									
Interest on Unspent Grant (Saving)									
Total (A+B)									



DELHI URBAN SHELTER IMPROVEMENT BOARD  
दिल्ली शहरी आश्रय सुधार बोर्ड

SCHEDULE-2 GRANTS										
	Rajiv Awas Yojna	GIA to Existing Infrastructure of DUISIB	Preparation of Isolation Home Borne Disease	Swacch Bharat Mission	In-Situ Slum Rehabilitation Scheme	National Urban Livelihood Mission	PMAY Housing for All	Total Current Year	Total Previous Year	
<b>a) Opening Balance of the Funds:</b>										
i) Grant (Capital)	12,21,917.00	58,39,657.00	3,00,00,000.00	3,81,06,028.00	0.00	99,84,298.00	2,74,872.00	50,59,74,210.52	2,65,57,11,382.52	
ii) Grant (Revenue)	0.00	0.00	0.00	0.00	28,27,163.00	0.00	0.00	23,33,49,706.48	32,82,25,821.43	
<b>Total (a)</b>	<b>12,21,917.00</b>	<b>58,39,657.00</b>	<b>3,00,00,000.00</b>	<b>3,81,06,028.00</b>	<b>28,27,163.00</b>	<b>99,84,298.00</b>	<b>2,74,872.00</b>	<b>73,93,23,917.00</b>	<b>2,98,39,37,204.00</b>	
<b>b) Addition to the Funds:</b>										
i) Capital Receipt	0.00	2,00,00,000.00	0.00	0.00	0.00	23,89,000.00	1,00,000.00	19,24,88,300.00	61,34,32,000.00	
ii) Revenue Receipt	0.00	0.00	11,00,00,000.00	0.00	0.00	0.00	0.00	1,14,25,00,000.00	1,06,50,00,000.00	
<b>Total (b)</b>	<b>0.00</b>	<b>2,00,00,000.00</b>	<b>11,00,00,000.00</b>	<b>0.00</b>	<b>0.00</b>	<b>23,89,000.00</b>	<b>1,00,000.00</b>	<b>1,33,49,88,300.00</b>	<b>1,67,84,32,000.00</b>	
<b>c) Utilization/Expenditure towards the objective of funds</b>										
i) Capital Expenditure	18,018.00	2,04,48,145.00	0.00	48,96,696.00	0.00	99,73,296.00	2,30,100.00	24,63,70,792.00	46,42,27,813.00	
ii) Revenue Expenditure	0.00	0.00	6,90,60,225.00	0.00	2,86,378.00	0.00	0.00	1,07,01,29,069.00	1,15,88,17,474.00	
iii) Refund of Grant/Transfer to Loan (Sch-5)	0.00	0.00	0.00	0.00	0.00	0.00	0.00	0.00	2,30,00,00,000.00	
<b>Total (c)</b>	<b>18,018.00</b>	<b>2,04,48,145.00</b>	<b>6,90,60,225.00</b>	<b>48,96,696.00</b>	<b>2,86,378.00</b>	<b>99,73,296.00</b>	<b>2,30,100.00</b>	<b>1,31,64,99,861.00</b>	<b>3,92,30,43,287.00</b>	
<b>Balance at the end of the year (a+b-c)</b>										
i) Grant (Capital)	12,03,899.00	53,91,512.00	3,00,00,000.00	3,32,09,332.00	0.00	24,00,002.00	1,44,772.00	45,20,91,718.52	50,59,74,210.52	
ii) Grant (Revenue)	0.00	0.00	4,09,39,775.00	0.00	25,40,785.00	0.00	0.00	30,57,20,637.48	23,33,49,706.48	
<b>A.Total (a+b-c)</b>	<b>12,03,899.00</b>	<b>53,91,512.00</b>	<b>0.00</b>	<b>3,32,09,332.00</b>	<b>25,40,785.00</b>	<b>24,00,002.00</b>	<b>1,44,772.00</b>	<b>75,78,12,356.00</b>	<b>73,93,23,917.00</b>	
<b>B.Interest On Unspent Grant:</b>										
<b>Opening Balance of the Funds:</b>										
Interest on Unspent Grant (Fixed Deposits)								17,62,53,152.00	84,36,70,656.50	
Interest on Unspent Grant (Saving)								10,37,32,811.00	7,71,33,934.00	
<b>Addition during the year:</b>										
Interest on Unspent Grant (Fixed Deposits)								19,76,34,807.00	33,25,82,485.50	
Interest on Unspent Grant (Saving)								1,72,24,919.00	2,65,92,877.00	
<b>Total (A+B)</b>								<b>2,25,26,58,045.00</b>	<b>2,01,93,09,880.00</b>	



DELHI URBAN SHELTER IMPROVEMENT BOARD  
दिल्ली शहरी आश्रय सुधार बोर्ड

**SCHEDULE-2A**

**A. Interest On Unspent Grant (Fixed Deposit)**

	Plan	JNNURM	Total
<b>a)Opening Balance Of Funds:</b>			
<b>Interest On Unspent Grant:-</b>			
For the FY 2012-13	17,65,57,902.00	14,79,94,609.00	32,45,52,511.00
For the FY 2013-14	6,00,19,873.00	89,67,134.00	6,89,87,007.00
For the FY 2014-15	5,18,39,649.00	2,11,88,897.00	7,30,28,546.00
For the FY 2015-16	45,16,440.00	5,39,12,897.00	5,84,29,337.00
For the FY 2016-17	5,73,15,522.00	1,75,47,380.00	7,48,62,902.00
For the FY 2017-18	6,94,80,148.00	2,44,74,244.00	9,39,54,392.00
For the FY 2018-19	10,97,36,190.16	4,01,19,781.30	14,98,55,971.46
For the FY 2019-20	28,09,78,284.80	5,16,04,200.70	33,25,82,485.50
<b>Total (a)</b>	<b>81,04,44,008.96</b>	<b>36,58,09,143.00</b>	<b>1,17,62,53,151.96</b>
<b>b)Addition to the Funds during the year:</b>			
Interest on Unspent Grant Fixed Deposit	13,10,02,411.00	6,66,32,396.00	19,76,34,807.00
<b>Total (b)</b>	<b>13,10,02,411.00</b>	<b>6,66,32,396.00</b>	<b>19,76,34,807.00</b>
<b>Total Interest on Unspent Grant Fixed Deposit</b>	<b>94,14,46,419.96</b>	<b>43,24,41,539.00</b>	<b>1,37,38,87,958.96</b>

**SCHEDULE-2B**

**B. Interest On Unspent Grant (Savings)**

	Plan	JNNURM	Total
<b>a)Opening Balance Of Funds:</b>			
<b>Interest On Unutilized Grant:-Saving</b>			
Interest on Saving Account for the FY 2015-16	69,41,586.00	79,96,060.00	1,49,37,646.00
Interest on Saving Account for the FY 2016-17	1,09,93,903.00	94,49,020.00	2,04,42,923.00
Interest on Saving Account for the FY 2017-18	1,12,27,505.00	1,21,35,195.00	2,33,62,700.00
Interest on Saving Account for the FY 2018-19	1,40,35,258.00	43,61,407.00	1,83,96,665.00
Interest on Saving Account for the FY 2019-20	2,06,29,271.00	59,63,606.00	2,65,92,877.00
<b>Total (a)</b>	<b>6,38,27,523.00</b>	<b>3,99,05,288.00</b>	<b>10,37,32,811.00</b>
<b>b)Addition to the Funds during the year:</b>			
Interest on Saving Account for the FY 2020-21	1,26,33,618.00	45,91,301.00	1,72,24,919.00
<b>Total (b)</b>	<b>1,26,33,618.00</b>	<b>45,91,301.00</b>	<b>1,72,24,919.00</b>
<b>Total Interest on Unspent Grant Savings</b>	<b>7,64,61,141.00</b>	<b>4,44,96,589.00</b>	<b>12,09,57,730.00</b>



SCHEDULE-3 EARMARKED FUNDS						
	GPF Fund	NPS Employees Contribution	NPS Employer Contribution	Interest Payable on GPF	Benevolent Fund	
a) Opening Balance of the Funds	1,55,73,96,540.36	-89,35,864.00	-1,19,92,880.00	0.00	-47,08,321.00	
b) Addition to the Funds	23,72,80,021.00	1,06,18,938.00	1,48,63,256.00	7,78,37,595.00	5,36,430.00	
c) Utilization/Expenditure towards the objective of funds	40,36,82,719.00	1,06,18,938.00	1,48,63,256.00	7,78,37,595.00	4,00,000.00	
Net Balance at the end of the year (a+b-c)	1,39,09,93,842.36	-89,35,864.00	-1,19,92,880.00	0.00	-45,71,891.00	



DELHI URBAN SHELTER IMPROVEMENT BOARD  
दिल्ली शहरी आश्रय सुधार बोर्ड

SCHEDULE-3 EARMARKED FUNDS				
	GIS Fund	Pension Fund	GPF Deposit Link Insurance	Total
a) Opening Balance of the Funds	3,78,539.00	37,32,92,672.00	-1,17,16,932.00	1,89,37,13,754.36
b) Addition to the Funds	53,872.00	4,59,34,393.00	0.00	36,85,43,117.00
c) Utilization/Expenditure towards the objective of funds	1,20,672.00	0.00	0.00	25,59,40,969.00
Net Balance at the end of the year (a+b-c)	3,11,739.00	41,92,27,065.00	-1,17,16,932.00	1,77,33,15,079.36



DELHI URBAN SHELTER IMPROVEMENT BOARD  
दिल्ली शहरी आश्रय सुधार बोर्ड

SCHEDULE-4 SECURED LOANS AND BORROWINGS		
Particulars	Current Year	Previous Year
Central Government	0.00	0.00
State Government (Specify)	0.00	0.00
Financial Institutions	0.00	0.00
a) Term Loans	0.00	0.00
b) Interest accrued and due	0.00	0.00
Banks	0.00	0.00
a) Term Loans	0.00	0.00
<b>Total</b>	<b>0.00</b>	<b>0.00</b>



DELHI URBAN SHELTER IMPROVEMENT BOARD  
दिल्ली शहरी आश्रय सुधार बोर्ड

SCHEDULE-5 UNSECURED LOANS AND BORROWINGS		
Particulars	Current Year	Previous Year
Loan from GNCTD (Before 30.06.2010)	21,43,00,955.00	21,43,00,955.00
Loan from GNCTD (After 30.06.2010)	8,69,28,00,000.00	6,69,28,00,000.00
Loan From In-situ Slum Rehabilitation Centre	2,01,00,00,000.00	2,01,00,00,000.00
Loan From JNNURM	49,00,00,000.00	49,00,00,000.00
Interest on Loan From GNCTD (After 30.06.2010)	2,57,60,90,000.00	1,65,35,60,000.00
<b>Total Loan From GNCTD</b>	<b>13,98,31,90,955.00</b>	<b>11,06,06,60,955.00</b>
Loan from JJ Wing	2,34,20,882.00	2,34,20,882.00
<b>Total</b>	<b>14,00,66,11,837.00</b>	<b>11,08,40,81,837.00</b>



DELHI URBAN SHELTER IMPROVEMENT BOARD  
दिल्ली शहरी आश्रय सुधार बोर्ड

SCHEDULE-6 DEFERRED CREDIT		
Particulars	Current Year	Previous Year
Total	0.00	0.00



DELHI URBAN SHELTER IMPROVEMENT BOARD  
दिल्ली शहरी आश्रय सुधार बोर्ड

SCHEDULE-7(A)		
OTHER LIABILITIES		
Particulaurs	Current Year	Previous Year
License Fees (YAP)	4,05,46,160.00	4,05,46,160.00
Registration Money Refundable	-71,00,146.00	-21,79,111.00
<b>Total</b>	<b>3,34,46,014.00</b>	<b>3,83,67,049.00</b>



DELHI URBAN SHELTER IMPROVEMENT BOARD  
दिल्ली शहरी आश्रय सुधार बोर्ड

SCHEDULE-7(B) DEPOSIT RECEIVED		
Particulars	Current Year	Previous Year
Security/EMD	29,05,09,948.09	20,02,34,732.31
Misc. Deposit	4,20,54,854.80	4,35,42,171.50
<b>Total</b>	<b>33,25,64,802.89</b>	<b>24,37,76,903.81</b>



DELHI URBAN SHELTER IMPROVEMENT BOARD  
दिल्ली शहरी आश्रय सुधार बोर्ड

SCHEDULE-7 (C)				
DUTIES & TAXES				
Particulars	Opening Balance as on 01-April-2020	Amount deducted during the year	Amount paid during the year	Closing Balance as on 31-March-2021
TDS Contractor	2,06,219.00	2,97,96,061.00	2,96,60,700.00	3,41,580.00
TDS Employees	-3,78,354.00	6,07,00,111.00	6,06,66,523.00	-3,44,766.00
WC Tax/Sale tax/GST	45,00,501.00	1,66,54,591.00	1,65,43,528.00	46,11,564.00
Labour Cess	-54,28,225.00	1,17,46,738.00	1,17,42,934.00	-54,24,421.00
Court Attachment	-23,167.00	2,19,960.00	2,39,960.00	-43,167.00
<b>Total</b>	<b>-11,23,026.00</b>	<b>11,91,17,461.00</b>	<b>11,88,53,645.00</b>	<b>-8,59,210.00</b>



DELHI URBAN SHELTER IMPROVEMENT BOARD  
दिल्ली शहरी आश्रय सुधार बोर्ड

SCHEDULE-7 (D) DEPOSIT WORKS				
Particulars	Opening Balance as on 01-April-2020	Amount Received during the year	Amount Paid during the year	Closing Balance as on 31-March-2021
Funds provided by M.P.	1,02,48,355.00	0.00	0.00	1,02,48,355.00
Funds provided by MLA	30,30,91,223.00	1,06,81,000.00	15,45,42,945.00	15,92,29,278.00
Funds provided by ST/SC/OBC/GNCTD	43,35,88,075.00	9,84,120.00	4,08,11,906.00	34,37,60,209.00
FINDAI-Aadhar	-4,47,251.00	0.00	0.00	-4,47,251.00
Work on behalf of MOW, GOI	-15,08,19,061.00	0.00	0.00	-15,08,19,061.00
Work on behalf of other Department/Social Welfare Department (TYADB)	-2,68,61,827.00	1,17,18,207.00	11,28,504.00	-1,62,72,124.00
Work on behalf of MTNL	1,97,699.00	0.00	0.00	1,97,699.00
Fund Provided by Dist Urban Devt Authority (DUDA)	13,44,96,616.00	25,16,092.00	24,01,295.00	13,46,11,413.00
Payable to DDA/GNCTD towards cost of land	-14,88,53,954.00	0.00	0.00	-14,88,53,954.00
<b>Total</b>	<b>55,46,39,875.00</b>	<b>2,58,99,419.00</b>	<b>24,88,84,730.00</b>	<b>33,16,54,564.00</b>
Beneficiaries Shares	61,95,76,541.00	11,93,950.00	0.00	62,07,70,491.00
Land Owning Agencies Contribution	2,18,78,91,215.00	7,69,36,000.00	45,00,47,407.00	1,81,47,79,808.00
Fixed Deposit Interest On Unspent Amount of Beneficiaries shares & LOA during the year	35,23,19,992.00	15,84,20,829.00	4,16,47,331.00	46,90,93,490.00
Savings Account Interest On Unspent Amount of Beneficiaries shares & LOA during the year	9,35,401.00	9,81,183.00	0.00	19,16,584.00
<b>Total</b>	<b>3,16,07,23,149.00</b>	<b>23,75,31,962.00</b>	<b>49,16,94,738.00</b>	<b>2,90,65,60,373.00</b>
Works on Behalf of DDA	1,89,74,761.00	0.00	0.00	1,89,74,761.00
Recovery from co-operationalisation	1,67,44,887.00	0.00	0.00	1,67,44,887.00
<b>Total</b>	<b>3,57,19,648.00</b>	<b>0.00</b>	<b>0.00</b>	<b>3,57,19,648.00</b>
Squatter Resettlement Scheme/Interim Peripheral M/o Civil, Horticulture Electrical Work	72,58,67,618.00	0.00	0.00	72,58,67,618.00
Share of Land owing Agencies under Clearance operation	-63,50,042.00	0.00	0.00	-63,50,042.00
Share of Land owing Agencies under Clearance operation	-5,14,754.00	0.00	5,60,55,299.00	-5,65,70,053.00
Construction & Management of Night Shelter	45,00,000.00	0.00	0.00	45,00,000.00
Special Subsidy of state Govt. (for SC beneficiary contribution)	18,00,00,000.00	0.00	0.00	18,00,00,000.00
Estate Management Fund - Rehabilitation Scheme	-6,88,90,478.00	0.00	1,42,63,140.00	-8,31,53,618.00
<b>Total</b>	<b>83,46,12,344.00</b>	<b>0.00</b>	<b>7,03,18,439.00</b>	<b>76,42,93,905.00</b>
<b>Grand Total</b>	<b>4,58,56,95,016.00</b>	<b>26,34,31,381.00</b>	<b>81,08,97,907.00</b>	<b>4,03,82,28,490.00</b>

NOTE:  
Interest On Unspent Amount of Beneficiaries Share & Land Owning Agency Contribution

	SIF	LOA	DEMF	TOTAL
<b>a) Opening Balance Of Funds:</b>				
<b>Interest On Unspent Beneficiaries Share &amp; LOA:-</b>				
For the FY 2012-13	0.00	69,975.00	0.00	69,975.00
For the FY 2013-14	1,70,780.00	15,77,953.00	0.00	17,48,733.00
For the FY 2014-15	1,82,93,013.00	9,86,712.00	0.00	1,92,79,725.00
For the FY 2015-16	2,71,94,239.00	2,05,25,260.00	0.00	4,77,19,499.00
For the FY 2016-17	1,69,56,352.00	4,45,25,720.00	11981306.00	7,34,63,378.00
For the FY 2017-18	1,31,17,179.00	5,56,95,519.00	4664118.00	7,34,76,816.00
For the FY 2018-19	2,18,88,102.80	4,98,59,882.30	179560.00	7,19,27,545.10
For the FY 2019-20	1,00,07,921.19	5,49,71,630.66	150969.00	6,51,30,520.85
<b>Total (a)</b>	<b>10,76,27,586.99</b>	<b>22,82,12,651.96</b>	<b>1,69,75,953.00</b>	<b>35,28,16,191.95</b>
<b>b) Addition to the Funds during the year:</b>				
Interest on Unspent Beneficiaries Shares & LOA -Fixed Depos	20193405.00	8,89,56,999.40	7623093.00	11,67,73,497.40
Savings Account Interest On Unspent Amount of Beneficiaries shares & LOA during the year	0.00	0.00	9,81,183.00	9,81,183.00
<b>Total (b)</b>	<b>2,01,93,405.00</b>	<b>8,89,56,999.40</b>	<b>86,04,276.00</b>	<b>11,77,54,680.40</b>



DELHI URBAN SHELTER IMPROVEMENT BOARD  
दिल्ली शहरी आश्रय सुधार बोर्ड

SCHEDULE-7 (E) RECOVERIES PAYABLE				
Particulars	Opening Balance as on 01-April-2020	Amount deducted during the year	Amount paid during the year	Closing Balance as on 31-March-2021
House Rent Recovery (HRR)	-4,76,147.00	9,35,263.00	9,37,063.00	-4,77,947.00
GPF	30,63,077.00	16,30,18,907.00	16,28,78,907.00	32,03,077.00
GIS	-2,38,137.00	71,711.00	72,444.00	-2,38,870.00
BF Scheme	2,04,93,387.00	5,64,992.00	6,54,030.00	2,04,04,349.00
Other Recovery	18,28,94,099.00	5,42,14,289.00	18,75,742.00	23,52,32,646.00
DDA Medical Scheme	0.00	41,79,335.00	41,79,335.00	0.00
New Pension Scheme	-1,25,41,161.00	1,00,52,312.00	1,00,52,312.00	-1,25,41,161.00
Cash Settlement	51,66,155.00	0.00	0.00	51,66,155.00
Society (DUSIB)	-3,33,988.00	99,59,539.00	1,01,26,051.00	-5,00,500.00
Water Recovery	0.00	0.00	0.00	0.00
<b>Total</b>	<b>19,80,27,285.00</b>	<b>24,29,96,348.00</b>	<b>19,07,75,884.00</b>	<b>25,02,47,749.00</b>
<b>Total (Schedule-7)</b>	<b>5,06,47,43,227.81</b>			<b>4,65,36,27,845.89</b>



DELHI URBAN SHELTER IMPROVEMENT BOARD  
दिल्ली शहरी आश्रय सुधार बोर्ड  
Schedule-8  
Fixed Assets

Particulars	Rate	Gross Block			Depreciation			Net Block			
		As at beginning of the year	Addition during the year	Deletions during the year	At the year end of the year	As at the beginning of the year	During the year	Deduction during the year	At the year end	As on 31.03.2021	As on 31.03.2020
Land	0.00%	42,31,58,751.00	0.00	0.00	42,31,58,751.00	0.00	0.00	0.00	0.00	42,31,58,751.00	42,31,58,751.00
Dustbin & Dhalaas	20.00%	82,22,50,403.36	0.00	0.00	82,22,50,403.36	2,34,51,306.48	0.00	72,84,45,177.43	9,38,05,225.93	11,72,56,632.41	11,72,56,632.41
CTCs (Conventional)	20.00%	7,86,40,528.02	0.00	0.00	7,86,40,528.02	21,10,990.60	0.00	7,01,56,565.62	84,43,962.40	1,05,54,613.00	1,05,54,613.00
CTCs (VAP)	20.00%	16,21,13,516.85	0.00	0.00	16,21,13,516.85	43,51,701.58	0.00	14,47,67,10.52	1,74,06,806.33	2,11,58,573.91	2,11,58,573.91
Pre fab JSCs	20.00%	1,12,73,000.20	0.00	0.00	1,12,73,000.20	97,59,963.73	0.00	1,00,62,571.02	12,10,429.18	15,13,036.43	15,13,036.43
MTVs	20.00%	2,29,018.47	0.00	0.00	2,29,018.47	6,147.67	0.00	2,44,427.80	24,590.68	30,738.34	30,738.34
MTVs (VAP)	20.00%	1,11,19,744.19	0.00	0.00	1,11,19,744.19	96,27,727.35	0.00	99,25,770.75	11,95,973.44	14,92,456.82	14,92,456.82
Sewer Treatment Plant (YAP)	20.00%	3,27,87,376.69	0.00	0.00	3,27,87,376.69	2,83,86,729.45	0.00	2,92,66,858.93	35,20,517.76	44,00,647.21	44,00,647.21
Sanitation Equipments (YAP)	20.00%	25,15,198.53	0.00	0.00	25,15,198.53	21,77,614.30	0.00	22,25,131.14	2,70,067.39	3,37,584.23	3,37,584.23
Lavatory Blocks & Urinals	20.00%	17,30,617.67	0.00	0.00	17,30,617.67	14,98,338.10	0.00	15,44,794.01	1,85,823.66	2,32,279.52	2,32,279.52
Roads, Streets, Lanes	20.00%	19,88,33,276.16	0.00	0.00	19,88,33,276.16	17,21,46,325.55	0.00	17,74,83,715.70	2,13,49,560.46	2,66,86,950.55	2,66,86,950.55
Structural repair & Maintenance of Slum, Kalra	20.00%	6,83,10,654.94	0.00	0.00	6,83,10,654.94	5,96,27,111.57	0.00	6,13,63,820.33	69,46,834.61	86,83,543.71	86,83,543.71
Development of Sewerage	20.00%	2,60,67,879.19	0.00	0.00	2,60,67,879.19	2,25,69,107.57	0.00	2,32,68,861.97	27,99,017.21	34,98,771.52	34,98,771.52
Drainage	20.00%	1,33,03,562.83	0.00	0.00	1,33,03,562.83	3,57,114.80	0.00	1,18,75,103.65	14,28,459.18	17,85,573.95	17,85,573.95
Shishu vatika	10.00%	5,62,42,721.67	0.00	0.00	5,62,42,721.67	3,44,53,138.92	0.00	3,66,52,097.21	1,96,10,624.46	2,17,89,582.72	2,17,89,582.72
Building	1.61%	1,52,50,75,659.10	0.00	0.00	1,52,50,75,659.10	21,13,794.60	0.00	23,32,98,033.79	1,29,17,77,625.31	1,31,29,15,565.91	1,31,29,15,565.91
Building District Center	1.61%	24,15,102.17	0.00	0.00	24,15,102.17	33,598.51	0.00	3,61,836.65	20,53,265.52	20,86,364.02	20,86,364.02
CWIP- Building School	1.61%	11,58,147.72	0.00	0.00	11,58,147.72	1,57,404.62	0.00	1,73,516.58	9,84,631.13	10,00,743.10	10,00,743.10
Electrical Cables	7.07%	0.00	0.00	0.00	0.00	0.00	0.00	0.00	0.00	0.00	0.00
Computers	15.50%	3,59,51,396.10	14,23,818.00	0.00	3,73,77,212.10	2,49,26,592.91	0.00	2,68,56,438.88	1,05,20,773.22	1,10,24,303.20	1,10,24,303.20
Furniture, Fixtures & Office Equipments	9.53%	1,54,94,623.52	3,42,350.00	0.00	1,58,36,973.52	74,89,342.11	0.00	82,82,367.09	75,54,606.43	80,05,281.41	80,05,281.41
Lamp Post & Luminary Fittings	10.30%	6,41,749.02	0.00	0.00	6,41,749.02	3,93,122.29	0.00	4,17,984.97	2,23,764.05	2,48,626.72	2,48,626.72
Books	100.00%	26,75,986.00	0.00	0.00	26,75,986.00	26,75,986.00	0.00	26,75,986.00	0.00	0.00	0.00
Plants & Machinery	4.75%	1,55,74,557.96	0.00	0.00	1,55,74,557.96	53,80,106.90	0.00	58,64,343.32	97,10,214.64	1,01,94,451.05	1,01,94,451.05
Vehicles	10.30%	89,60,525.61	0.00	0.00	89,60,525.61	49,05,795.13	0.00	53,33,968.18	36,46,557.43	40,51,730.43	40,51,730.43
Developments of Site	0.03%	10,74,05,825.00	0.00	0.00	10,74,05,825.00	0.00	0.00	0.00	10,74,05,825.00	10,74,05,825.00	10,74,05,825.00
Environmental Improvement in Slum	20.00%	2,02,39,758.34	0.00	0.00	2,02,39,758.34	1,75,23,223.95	0.00	1,80,56,530.82	21,73,227.50	27,16,534.39	27,16,534.39
Construction & Management of Night Shelter	1.61%	1,04,14,113.06	0.00	0.00	1,04,14,113.06	36,05,726.45	0.00	37,15,341.48	66,98,771.58	68,08,286.61	68,08,286.61
Jan Swidha Complexes	20.00%	1,56,88,092.07	0.00	0.00	1,56,88,092.07	1,46,60,180.01	0.00	1,48,35,762.42	8,22,329.65	10,27,512.05	10,27,512.05
Kendra Or Rdg. Built up Facilities of C/Halls,	1.61%	43,60,099.68	0.00	0.00	43,60,099.68	5,92,584.04	0.00	6,53,241.05	37,06,858.63	37,67,515.63	37,67,515.63
Construction of Flats at Mata Suncard Road	1.61%	15,17,049.24	0.00	0.00	15,17,049.24	2,06,183.17	0.00	2,37,288.12	12,89,761.13	13,10,666.07	13,10,666.07
Shishu Vatikas / Common spaces	20.00%	30,69,107.20	0.00	0.00	30,69,107.20	26,57,178.60	0.00	27,39,564.32	3,29,542.88	4,11,528.62	4,11,528.62
Centrally Assisted Slum Development	20.00%	18,12,50,580.48	0.00	0.00	18,12,50,580.48	15,69,23,539.37	0.00	16,17,38,947.59	1,94,61,632.89	2,43,27,641.11	2,43,27,641.11
C/o Houses Under JNNURM	20.00%	0.00	0.00	0.00	0.00	0.00	0.00	0.00	0.00	0.00	0.00
<b>TOTAL(A)</b>		<b>3,86,04,68,622.04</b>	<b>17,68,166.00</b>	<b>0.00</b>	<b>3,86,22,36,788.04</b>	<b>1,71,99,84,627.63</b>	<b>7,25,38,129.71</b>	<b>1,79,25,22,757.35</b>	<b>2,06,97,14,030.68</b>	<b>2,14,04,83,594.41</b>	<b>2,14,04,83,594.41</b>



DELHI URBAN SHELTER IMPROVEMENT BOARD  
दिल्ली शहरी आश्रय सुधार बोर्ड  
Schedule-8  
Fixed Assets

Particulars	Rate	Gross Block			Depreciation			Net Block			
		As at beginning of the year	Addition during the year	Deletions during the year	At the year end of the year	As at the beginning of the year	During the year	Deduction during the year	At the year end	As on 31.03.2021	As on 31.03.2023
Name of The Asset											
Environmental Improvement in Urban Slum	20.00%	71,32,81,164.00	1,33,16,379.00	0.00	72,65,97,543.00	47,99,93,010.94	4,93,20,906.41	0.00	52,95,13,917.36	19,72,83,625.64	25,32,88,153.35
Slum Katra Repair/Renewal Programme	20.00%	20,36,45,953.00	1,02,87,888.00	0.00	21,39,33,841.00	12,76,45,345.48	1,72,57,699.17	0.00	14,49,03,044.35	6,90,30,796.69	7,60,00,607.33
Construction & Management of Night Shelter	1.61%	75,87,58,860.48	1,64,70,155.00	0.00	77,52,29,015.48	5,13,83,367.34	1,14,92,914.94	0.00	7,28,76,282.27	70,23,82,733.20	69,73,75,493.14
Const of pay & use Jan Suvidha Complex	20.00%	1,57,11,90,504.01	9,63,78,141.00	0.00	1,66,75,68,645.01	85,53,37,467.71	15,62,46,235.46	0.00	1,00,25,83,703.17	66,49,84,941.84	75,48,53,636.30
Const of Com Hall/Basti Vikas Kendra	1.61%	31,37,50,449.99	1,79,43,851.00	0.00	33,16,94,300.99	2,04,70,058.87	50,10,710.30	0.00	2,54,80,769.26	30,62,13,531.73	29,32,80,291.32
Improvement of services in SRS Pocket	1.61%	2,14,46,576.00	0.00	0.00	2,14,46,576.00	3,45,289.87	3,39,730.71	0.00	6,85,020.58	2,07,61,555.42	2,11,01,286.13
Shishu Vatikas /Common spaces in JJ Clusters	20.00%	12,79,98,086.00	52,62,649.00	0.00	13,32,60,735.00	6,66,94,297.91	1,33,13,287.42	0.00	8,00,07,565.33	5,32,53,149.68	6,13,02,788.39
Centrally Assisted Slum Development Programme	20.00%	10,18,641.00	0.00	0.00	10,18,641.00	3,66,710.76	1,30,386.05	0.00	4,97,096.81	5,21,544.19	6,51,930.24
C/O Houses under JNNURM	20.00%	8,90,49,95,854.00	3,48,23,990.00	0.00	9,38,73,844.00	6,61,30,45,158.00	46,53,54,937.20	0.00	7,07,84,00,095.50	1,86,14,19,748.60	2,29,19,50,696.30
Rajiv Awas Yojna	20.00%	2,25,53,578.00	18,018.00	0.00	2,25,71,596.00	1,53,75,605.82	14,39,198.04	0.00	1,68,14,803.86	57,56,792.14	71,77,572.19
Trans Yamuna Area Development Board	1.61%	13,11,50,470.00	4,12,61,511.00	0.00	17,24,11,981.00	95,04,542.19	26,22,809.76	0.00	1,21,27,351.96	16,02,84,629.04	12,16,45,927.80
GIA to Existing Infra. of DUSIB	1.61%	45,04,10,342.99	2,04,48,145.00	0.00	47,08,58,487.99	2,66,66,866.03	71,51,485.11	0.00	3,38,18,351.14	43,70,40,136.65	42,37,45,476.97
Swachh Bharat Mission	20.00%	8,18,93,972.00	48,96,696.00	0.00	8,67,90,668.00	3,72,37,225.78	99,10,688.44	0.00	4,71,47,914.23	3,96,42,753.77	4,46,56,746.22
National Urban Livelihood Mission	20.00%	9,12,19,702.00	99,73,296.00	0.00	10,11,92,998.00	3,15,09,265.94	1,39,36,746.41	0.00	4,54,46,012.35	5,57,46,985.65	5,97,10,436.06
PMAY Housing For All	20.00%	23,25,128.00	2,30,100.00	0.00	25,55,228.00	6,70,902.08	3,76,865.18	0.00	10,47,767.26	15,07,460.74	16,54,225.92
Total (A)		13,39,56,39,281.46	27,13,10,819.00	0.00	13,66,69,50,100.46	8,32,72,45,114.52	76,39,04,600.60	0.00	9,09,11,49,715.12	4,57,88,00,385.38	5,06,83,94,166.96
DUSIB (A)+(B)		17,25,61,07,903.51	27,30,78,985.00	0.00	17,52,91,86,888.51	10,04,72,29,742.15	83,64,47,30.31	0.00	10,88,36,72,472.47	6,64,55,14,416.06	7,20,88,78,161.37



DELHI URBAN SHELTER IMPROVEMENT BOARD  
दिल्ली शहरी आश्रय सुधार बोर्ड

SCHEDULE-9 INVESTMENTS FROM EARMARKED/ENDOWMENT FUNDS		
Particulars	Current Year	Previous Year
GPF Fund FDR	0.00	0.00
Accrued Interest	0.00	0.00
<b>Total</b>	<b>0.00</b>	<b>0.00</b>



DELHI URBAN SHELTER IMPROVEMENT BOARD  
दिल्ली शहरी आश्रय सुधार बोर्ड

SCHEDULE-10 INVESTMENTS OTHERS		
Particulars	Current Year	Previous Year
Non Plan (HQ) FDR	1,56,45,65,200.00	1,10,70,65,200.00
Interest Accrued (Non Plan)	11,43,61,699.00	6,45,74,650.00
Plan(HQ) FDR	6,52,36,00,000.00	5,78,56,99,567.00
Interest Accrued (Plan)	46,64,08,848.00	48,83,39,647.00
Total	8,66,89,35,747.00	7,44,56,79,064.00



DELHI URBAN SHELTER IMPROVEMENT BOARD  
दिल्ली शहरी आश्रय सुधार बोर्ड

SCHEDULE-11		
CURRENT ASSETS, LOANS, ADVANCES ETC		
Particulars	Current Year	Previous Year
<b>CURRENT ASSETS</b>		
Hire Purchase Installments	-22,90,68,401.90	-14,79,54,538.49
<b>Sundry Debtors:</b>		
Debtors of Commercial Properties	12,40,72,999.00	12,40,72,999.00
Less: Written off t/f to Capital A/c	-12,40,72,999.00	0.00
Debtors of Residential Properties	9,69,590.00	9,69,590.00
Less: Written off t/f to Capital A/c	-9,69,590.00	0.00
PayU	-85,502.00	0.00
<b>Cash-in-hand &amp; Bank Balance (as per Cash Book)</b>	<b>2,06,92,61,516.09</b>	<b>3,05,10,55,731.48</b>
Bank Adjustment	6,59,74,249.05	6,59,74,249.05
Embezzlement	35,70,86,550.70	35,70,86,550.70
Personal Ledger Account	8,59,58,173.00	7,21,97,730.00
<b>Deduction from Employees Salary</b>		
Conveyance Advance	-5,01,395.00	-5,01,395.00
Festival Advance	-11,53,081.00	-11,53,081.00
House Building Advance	-35,71,581.00	-34,95,899.00
Imprest	31,494.00	38,494.00
Temporary Advance	4,500.00	4,500.00
<b>Total</b>	<b>2,34,39,36,521.94</b>	<b>3,51,82,94,930.74</b>
<b>LOANS, ADVANCES AND OTHER ASSETS</b>		
Misc. Advances	9,166.00	9,166.00
Material Advances	64,23,123.00	64,23,123.00
Advance to NGO's	76,47,149.00	76,47,149.00
Loan to MCD	1,07,72,071.00	1,07,72,071.00
<b>Total</b>	<b>2,48,51,509.00</b>	<b>2,48,51,509.00</b>
<b>Grand Total</b>	<b>2,36,87,88,030.94</b>	<b>3,54,31,46,439.74</b>



DELHI URBAN SHELTER IMPROVEMENT BOARD  
दिल्ली शहरी आश्रय सुधार बोर्ड

SCHEDULE-12		
INCOME FROM SALES/SERVICE		
Particulars	Current year	Prevoius Year
Income from sales		
Sale of Finished Goods	0.00	0.00
Sale of Raw Material	0.00	0.00
Sale of Scraps	0.00	0.00
Income from Services		
Labour and Processing Charges	0.00	0.00
Professional/Consultancy Service	0.00	0.00
Agency Commission and Brokerage	0.00	0.00
Maintenance Services (Equipment/Property)	0.00	0.00
Others (Specify)	0.00	0.00
<b>Total</b>	<b>0.00</b>	<b>0.00</b>



DELHI URBAN SHELTER IMPROVEMENT BOARD  
दिल्ली शहरी आश्रय सुधार बोर्ड

SCHEDULE-13 FEES AND SUBSCRIPTION		
Particulars	Current year	Prevoius Year
Licence fee from Institutional Allotment	7,10,12,612.87	5,80,74,091.23
Licence fee + Booking charges from Community Halls	71,80,100.00	2,22,91,937.00
Rent from Chunks/Vacant Land	2,56,44,146.00	12,45,03,996.00
Damages of properties other than Walled city	2,04,31,182.00	1,89,25,250.00
Ground Rent	2,64,77,159.00	14,95,18,617.18
Recovery for Water Charges	4,251.00	0.00
Conversion of JJR Plots/Colonies into Freehold	2,09,104.00	1,16,633.00
Receipt from OCM	9,53,070.00	21,29,930.00
<b>Total</b>	<b>15,19,11,624.87</b>	<b>37,55,60,454.41</b>



DELHI URBAN SHELTER IMPROVEMENT BOARD  
दिल्ली शहरी आश्रय सुधार बोर्ड

SCHEDULE-13 A GRANT FROM GNCTD (WAYS & MEANS)		
Particulars	Current year	Prevoius Year
Grant from GNCTD (Ways & Means)	0.00	0.00
Total	0.00	0.00



DELHI URBAN SHELTER IMPROVEMENT BOARD  
दिल्ली शहरी आश्रय सुधार बोर्ड

SCHEDULE-14		
INCOME FROM INVESTMENTS		
Particulars	Current year	Prevoius Year
(Income on Invest. from Earmarked/Endowment Funds transferred to Funds)	0.00	0.00
Interest	0.00	0.00
On Govt. Securities	0.00	0.00
Other Bonds/Debentures	0.00	0.00
Interest on Non Plan FDR	2,10,55,548.00	2,37,62,599.93
Accrued Interest on Non Plan FDR	4,97,87,049.00	6,45,74,650.00
Dividends:	0.00	0.00
On Shares	0.00	0.00
On Mutual Fund Securities	0.00	0.00
Rents	0.00	0.00
Others (Specify)	0.00	0.00
<b>Total</b>	<b>7,08,42,597.00</b>	<b>8,83,37,249.93</b>
TRANSFERRED TO EARMARKED/ENDOWMENT FUNDS		



DELHI URBAN SHELTER IMPROVEMENT BOARD  
दिल्ली शहरी आश्रय सुधार बोर्ड

SCHEDULE - 15		
INCOME FROM ROYALTY, PUBLICATION ETC.		
Particulars	Current year	Prevoius Year
Income from Royalty	0.00	0.00
Income from Publications	0.00	0.00
Others (specify)	0.00	0.00
Total	0.00	0.00



DELHI URBAN SHELTER IMPROVEMENT BOARD  
दिल्ली शहरी आश्रय सुधार बोर्ड

SCHEDULE - 16		
INTEREST EARNED		
Particulars	Current year	Prevoius Year
Interest on Savings Bank Account	1,66,94,585.36	1,31,24,396.00
Other Interest (Outstanding Dues etc.)	85,568.00	49,278.00
Interest on Flexi Deposit Account	19,31,373.00	1,216.00
Total	1,87,11,526.36	1,31,74,890.00



DELHI URBAN SHELTER IMPROVEMENT BOARD  
दिल्ली शहरी आश्रय सुधार बोर्ड

SCHEDULE-17 OTHER INCOME		
Particulars	Current year	Prevoius Year
Sale of Tender Forms	6,18,000.00	17,61,130.00
Forfeiture of E.M.D.	17,89,308.00	9,48,642.00
Maintenance charges of JSC (JAN SUVIDHA COMPLEXES)	29,127.00	3,77,084.00
Cleaning Charges & Other Misc. Receipts	5,70,836.00	7,15,853.00
Right to Information Act	17,244.00	12,282.00
Departmental Charges	6,81,40,508.00	6,32,73,567.00
Liquidation of Stalls/Shops under S.C.P	27,15,138.00	6,55,904.00
Liquidation of Commercial Plots	0.00	20,480.00
Liquidation Of Tenements	46,47,062.00	56,56,032.00
Development of Plots (Residential)	3,73,21,160.00	0.00
Parking Fee	1,58,27,919.00	3,09,50,331.00
Liquidation of Institutional Plots	0.00	3,59,48,879.00
Medical Contribution	1,34,01,555.00	1,11,71,563.00
Other Income	1,49,99,263.60	82,38,011.00
Dairy Farm Receipts (Premium)	4,33,800.00	7,38,020.00
House Rent Recovery	7,03,633.00	7,53,826.00
Flat Surrender Charges	1,70,000.00	0.00
<b>Total</b>	<b>16,13,84,553.60</b>	<b>16,12,21,604.00</b>



DELHI URBAN SHELTER IMPROVEMENT BOARD  
दिल्ली शहरी आश्रय सुधार बोर्ड

SCHEDULE-18			
INCREASE/(DECREASE) IN STOCK OF FINISHED GOODS & WORK-IN-PROGRESS			
Particulars	Current year		Prevoius Year
Closing stock		0.00	0.00
Finished Goods		0.00	0.00
Work in -Progress		0.00	0.00
Less: Opening Stock		0.00	0.00
Finished Goods		0.00	0.00
Work in -Progress		0.00	0.00
NET INCREASE/(DECREASE) [a-b]		0.00	0.00



DELHI URBAN SHELTER IMPROVEMENT BOARD  
दिल्ली शहरी आश्रय सुधार बोर्ड

SCHEDULE-19 ESTABLISHMENT EXPENSES		
Particulars	Current year	Prevoius Year
<b>Salaries and Wages</b>		
<b>Admistration and Collection:</b>		
Pay & Allowances to Officers & Staff	30,27,01,808.00	33,97,54,440.00
Pension, Leave Salary & PF Contribution	2,11,42,741.00	3,10,97,914.00
Other Allowances (TA,LTC,CEA,etc)	51,72,100.00	71,78,382.00
Overtime Allowances	0.00	0.00
Fee to Consultants	44,16,950.00	31,36,736.00
<b>Total</b>	<b>33,34,33,599.00</b>	<b>38,11,67,472.00</b>
<b>Execution &amp; Planning:</b>		
Pay & Allowances to Officers & Staff	54,97,61,162.00	61,72,69,085.00
Pension, Leave Salary & PF Contribution	3,54,95,290.00	3,89,65,155.00
Other Allowances (TA,LTC,CEA,etc)	52,22,902.00	56,78,473.00
Overtime Allowances	0.00	0.00
<b>Total</b>	<b>59,04,79,354.00</b>	<b>66,19,12,713.00</b>
<b>Other Establishment Expenses:</b>		
Other Terminal & Retirement Benefits	28,03,64,707.00	20,84,92,528.00
Ex-Gratia	56,27,321.00	58,04,995.00
Medical Reimbursement	4,07,42,362.00	4,56,84,721.00
Pension	48,68,58,029.00	45,48,29,721.00
Wages of DEO/Programmer & Digitalization in DUSIB	3,58,89,667.00	3,26,17,041.00
NPS Employer's Contribution	1,48,63,256.00	1,19,92,880.00
Deposit Link Insurance	1,20,000.00	1,20,000.00
<b>Total</b>	<b>86,44,65,342.00</b>	<b>75,95,41,886.00</b>
<b>Grand Total</b>	<b>1,78,83,78,295.00</b>	<b>1,80,26,22,071.00</b>



DELHI URBAN SHELTER IMPROVEMENT BOARD  
दिल्ली शहरी आश्रय सुधार बोर्ड

SCHEDULE-20		
ADMINISTRATIVE EXPENSES		
Particulars	Current year	Prevoius Year
<b>ADMINISTRATION &amp; COLLECTION</b>		
Store & Stationery	10,33,705.00	51,11,916.00
Uniforms	15,000.00	21,870.00
Telephones	22,51,328.00	27,32,992.00
Fuel & Misc.	35,39,999.00	50,39,704.00
Water Charges	446.00	2,013.00
Electricity	42,282.00	99,892.00
<b>EXECUTION &amp; PLANNING</b>		
Store & Stationery	0.00	78,283.00
Uniforms	14,54,577.00	13,55,000.00
Telephones	8,44,854.00	10,19,816.00
Electricity	73,54,550.00	1,02,96,901.00
Fuel & Misc.	67,75,053.00	63,05,670.00
Water Charges	14,53,855.00	11,04,730.00
<b>Other Administrative Expenses</b>		
M/o Office Building & Zonal Office Building	26,93,664.00	25,23,849.00
M/o Staff Quarters	24,080.00	29,692.00
Maintenance of Auto Work Shop i.e. Repair of Vehicles	15,78,123.00	22,10,983.00
Office Space in Habitate Centre	18,69,170.00	20,86,819.00
Provision to Meet out Unforseen Eventualities in JJ Basties/Slum of Delhi and Various projects of Slum & JJ Deptt and Short fall in pension fund	2,08,395.00	2,38,553.00
Watch & Ward of Assets of DUSIB	4,39,009.00	6,24,607.00
Library Books & Computer Journals	2,68,571.00	0.00
Land Protection from Encroachment	10,000.00	0.00
Water Charges	1,575.00	0.00
Stationery & M/o Computer Cell	11,30,764.00	13,94,485.00
Resource Mobilisation	10,000.00	1,44,813.00
Research Studies,Data Collection & Evaluation through Prof./NGOs/GAs	46,553.00	1,64,532.00
Staff Welfare Activities/Recreation /Sports /Cultural	1,74,536.00	2,44,000.00
Publicity Programme for Educating Slum Dwellers	17,45,268.00	9,81,159.00
Digitalisation of DUSIB	15,09,074.00	11,10,041.00
<b>Total</b>	<b>3,64,74,431.00</b>	<b>4,49,22,320.00</b>



DELHI URBAN SHELTER IMPROVEMENT BOARD  
दिल्ली शहरी आश्रय सुधार बोर्ड

SCHEDULE-21 FINANCE COST		
Particulars	Current year	Prevoius Year
Refund of Interest - Slum Tenements Registration Scheme	13,39,362.00	31,31,241.00
Interest on GPF	7,78,37,595.00	9,41,55,540.00
Bank Charges	5,670.70	0.00
Interest on Loan From GNCTD (After 30.06.2010)	92,25,30,000.00	70,25,30,000.00
Intt Paid to LOA	0.00	6,89,78,972.00
<b>Total</b>	<b>1,00,17,12,627.70</b>	<b>86,87,95,753.00</b>



DELHI URBAN SHELTER IMPROVEMENT BOARD  
दिल्ली शहरी आश्रय सुधार बोर्ड

Receipts and Payments  
DELHI URBAN SHELTER IMPROVEMENT BOARD  
1-Apr-2020 to 31-Mar-2021

Particular	Receipts		Particular	Payment	
	Current Year	Previous Year		Current Year	Previous Year
<b>Opening Balance</b>			<b>Fixed Assets</b>	1768166.00	869743.00
Bank Balance	3051055731.48	3163044191.78	<b>Grant</b>		
<b>Grant</b>			Grant (Capital)	271310819.00	464227813.00
Grant (Capital)	192488300.00	613432000.00	Grant (Revenue)	1070129069.00	1158817474.00
Grant (Revenue)	1142500000.00	1065000000.00	Grant (Refund)	0.00	0.00
<b>Current Liabilities</b>			<b>Current Liabilities</b>		
Duties & Taxes	119117461.00	140787748.00	Duties & Taxes	118853645.00	141337042.00
Deposits Received (Including STD Deposit)	3759344628.44	4873430695.57	Deposits Received (Including STD Deposit)	4473661823.00	6312414883.28
Deposit Works	104029369.00	742159576.00	Deposit Works	769250576.00	583688216.00
Recoveries Payable	242996349.00	400103416.00	Other Liabilities	4921035.00	1694000.00
<b>Current Assets</b>			Recoveries Payable	190775885.00	221844228.00
Hire Purchase Installments	81113863.40	210591069.00	<b>Current Assets</b>		
Personal Ledger Account	5135750588.00	5134942872.00	Personal Ledger Account	5149511031.00	5101446654.00
Loans & Advances (Asset)	1738382.00	1669594.00	Loans & Advances (Asset)	1655700.00	1568188.00
Sundry Debtors	19220526.00	0.00	Sundry Debtors	19135024.00	
<b>Indirect Incomes</b>			<b>Indirect Incomes</b>		
Fee And Subscription	153815224.87	375811502.41	Fees And Subscription	1903600.00	251048.00
Interest Earned	2016941.00	49278.00	Other Income	512630.00	1725090.00
Other Income	161897183.60	162946694.00	<b>Indirect Expenses</b>		
<b>Indirect Expenses</b>			Administrative Expenses	38616431.00	44922320.00
Establishment Expenses	12329104	0.00	Establishment Expenses	1800707399.00	1802622071.00
Administrative Expense	2142000.00	0.00	Finance Cost	1345032.70	72110213.00
<b>Earmarked Funds</b>			<b>Earmarked Funds</b>		
Benevolent Fund	536430.00	619652.00	Benevolent Fund	400000.00	1090000.00
GIS Deposit Fund	53872.00	67399.00	GPF Deposit Link Insurance	0.00	0.00
GPF Fund (Inc. Interest)	159442426.00	178351730.00	GPF Fund (Inc. Interest)	403682719.00	345302098.00
Pension Fund	45934393.00	57380185.00	GIS deposit Fund	120672.00	150000.00
NPS Employees Contribution	10618938.00	3838977.00	NPS Employees Contribution	10618938.00	8935864.00
NPS Employer Contribution	14863256.00	3838977.00	NPS Employer Contribution	14863256.00	11992880.00
<b>Unsecured Loan &amp; Borrowings</b>			<b>Closing Balance</b>		
Loan from GNCTD	2000000000.00	2200000000.00	Bank Accounts	2069261516.09	3051055731.48
<b>Total</b>	<b>16413004966.79</b>	<b>19328065556.76</b>	<b>Total</b>	<b>16413004966.79</b>	<b>19328065556.76</b>



DELHI URBAN SHELTER IMPROVEMENT BOARD  
दिल्ली शहरी आश्रय सुधार बोर्ड

TRIAL BALANCE				
DELHI URBAN SHELTER IMPROVEMENT BOARD				
1-Apr-2020 to 31-Mar-2021				
	Opening Balance	Transactions		Closing Balance
		Debit	Credit	
<b>SCHEDULE-1</b>				
<b>CAPITAL/CORPUS FUND</b>				
Capital Assets Reserves	5068470804.94	763904600.60	246370792.00	4550936996.34
Corpus/Capital Fund	-6932615839.00	2621295770.58	0.00	-9553911609.58
<b>TOTAL SCHEDULE-1</b>	<b>-1864145034.06</b>	<b>3385200371.18</b>	<b>246370792.00</b>	<b>-5002974613.25</b>
<b>SCHEDULE-2</b>				
<b>CAPITAL GRANT</b>				
Environmental Improvement in Urban Slum	8357981.00	13316379.00	20000000.00	15041602.00
Slum Katra Repair/Renewal Programme	7580972.00	10287888.00	10000000.00	7293084.00
Construction & Management of Night Shelter	71018068.52	16470155.00	10000000.00	64547913.52
Const of pay & use Jan Suvidha Complex	166480373.00	96378141.00	99999300.00	170101532.00
Const of Com Hall/Basti Vikas Kendra	60020114.00	17943851.00	10000000.00	52076263.00
Trans Yamuna Area Development Board	65364530.00	41261511.00	0.00	24103019.00
Shishu Vatika/Common space in JJ Cluster	24505013.00	5262649.00	10000000.00	29242364.00
C/o Houses under JNNURM	9883963.00	9883963.00	0.00	0.00
Improvement in Services in SRS Pocket	7336424.00	0.00	10000000.00	17336424.00
Isolation Home For Vector Borne Disease	30000000.00	0.00	0.00	30000000.00
Rajiv Awas Yojna	1221917.00	18018.00	0.00	1203899.00
GIa to Existing Infrastructure of DUSIB	5839657.00	20448145.00	20000000.00	5391512.00
Swachh Bharat Mission	38106028.00	4896696.00	0.00	33209332.00
National Urban Livelihood Mission	9984298.00	9973296.00	2389000.00	2400002.00
PMAY Housing for All	274872.00	230100.00	100000.00	144772.00
In-Situ Slum Rehabilitation Scheme	0.00	0.00	0.00	0.00
<b>TOTAL</b>	<b>505974210.52</b>	<b>246370792.00</b>	<b>192488300.00</b>	<b>452091718.52</b>
<b>REVENUE GRANT</b>				
Environmental Improvement in Urban Slum	56384497.00	186686841.00	180000000.00	49697656.00
Slum Katra Repair/Renewal Programme	9042534.00	21406338.00	15000000.00	2636196.00
Construction & Management of Night Shelter	17633828.48	207184387.00	200000000.00	10449441.48
Const of pay & use Jan Suvidha Complex	141970196.00	546371132.00	595000000.00	190599064.00
Const of Com Hall/Basti Vikas Kendra	5471488.00	26633768.00	30000000.00	8837720.00
Improvement of services in SRS pocket	20000.00	0.00	0.00	20000.00
Shishu Vatika/Common space in JJ Cluster	0.00	12500000.00	12500000.00	0.00
Preparation of Isolation Home For Vector Borne Diseases	0.00	69060225.00	110000000.00	40939775.00
In-Situ Slum Rehabilitation Scheme	2827163.00	286378.00	0.00	2540785.00
<b>TOTAL</b>	<b>233349706.48</b>	<b>1070129069.00</b>	<b>1142500000.00</b>	<b>305720637.48</b>
<b>INTEREST ON UNSPENT GRANT</b>	<b>1279985963.00</b>	<b>446692316.00</b>	<b>661552042.00</b>	<b>1494845689.00</b>
<b>TOTAL SCHEDULE-2</b>	<b>2019309880.00</b>	<b>1763192177.00</b>	<b>1996540342.00</b>	<b>2252658045.00</b>
<b>SCHEDULE-3</b>				
<b>EARMARKED FUNDS</b>				
GPF Fund (Including Interest)	1557396540.36	403682719.00	237280021.00	1390993842.36
NPS Employees Contribution	-8935864.00	10618938.00	10618938.00	-8935864.00
NPS Employer Contribution	-11992880.00	14863256.00	14863256.00	-11992880.00
Interest Payable on GPF	0.00	77837595.00	77837595.00	0.00
Benevolent Fund	-4708321.00	400000.00	536430.00	-4571891.00
GIS Deposit Fund	378539.00	120672.00	53872.00	311739.00
Pension Fund	373292672.00	0.00	45934393.00	419227065.00
GPF Deposit Link Insurance	-11716932.00	0.00	0.00	-11716932.00
<b>TOTAL SCHEDULE-3</b>	<b>1893713754.36</b>	<b>507523180.00</b>	<b>387124505.00</b>	<b>1773315079.36</b>
<b>SCHEDULE-5</b>				
<b>UNSECURED LOAN &amp; BORROWINGS</b>				
Loan from GNCTD (Before 30.06.2010)	214300955.00	0.00	0.00	214300955.00
Loan from GNCTD (After 30.06.2010)	669280000.00	0.00	200000000.00	869280000.00
Loan From In-situ Slum Rehabilitation Scheme	201000000.00	0.00	0.00	201000000.00
Loan From JNNURM	49000000.00	0.00	0.00	49000000.00
Interest on Loan From GNCTD (After 30.06.2010)	165356000.00	0.00	92253000.00	257609000.00
Loan from JJ Wing	23420882.00	0.00	0.00	23420882.00
Unsecured Loan to HQ	0.00	508000000.00	508000000.00	0.00
<b>TOTAL SCHEDULE-5</b>	<b>11084081837.00</b>	<b>508000000.00</b>	<b>3430530000.00</b>	<b>14006611837.00</b>
<b>SCHEDULE-7A</b>				
<b>OTHER LIABILITIES</b>				
Licence Fee YAP	40546160.00	0.00	0.00	40546160.00
Registration Money-Refundable	-2179111.00	4921035.00	0.00	-7100146.00
<b>TOTAL SCHEDULE-7A</b>	<b>38367049.00</b>	<b>4921035.00</b>	<b>0.00</b>	<b>33446014.00</b>
<b>SCHEDULE-7B</b>				
<b>DEPOSITS RECEIVED</b>				
Misc. Deposit	43542171.50	1988668.00	501351.30	42054854.80
Security/E.M.D.	200234732.31	187573155.00	277848370.78	290509948.09
S.T.D. Deposit (Classified)	0.00	7765094906.36	7765094906.36	0.00
<b>TOTAL SCHEDULE-7B</b>	<b>243776903.81</b>	<b>7954656729.36</b>	<b>8043444628.44</b>	<b>332564802.89</b>



DELHI URBAN SHELTER IMPROVEMENT BOARD  
दिल्ली शहरी आश्रय सुधार बोर्ड

TRIAL BALANCE				
DELHI URBAN SHELTER IMPROVEMENT BOARD				
1-Apr-2020 to 31-Mar-2021				
	Opening Balance	Transactions		Closing Balance
		Debit	Credit	
<b>SCHEDULE-7C</b>				
<b>DUTIES &amp; TAXES</b>				
TDS Contractor	206219.00	29660700.00	29796061.00	341580.00
TDS Employee	-378354.00	60666523.00	60700111.00	-344766.00
WC Tax/VAT/Sale tax/GST	4500501.00	16543528.00	16654591.00	4611564.00
Labour Cess	-5428225.00	11742934.00	11746738.00	-5424421.00
Court Attachment	-23167.00	239960.00	219960.00	-43167.00
<b>TOTAL SCHEDULE-7C</b>	<b>-1123026.00</b>	<b>118853645.00</b>	<b>119117461.00</b>	<b>-859210.00</b>
<b>SCHEDULE-7D</b>				
<b>DEPOSIT WORKS</b>				
Fund provided by MLA	303091223.00	154542945.00	10681000.00	159229278.00
Fund provided by M.P.	10248355.00	0.00	0.00	10248355.00
Fund provided by SC/ST/OBC/GNCTD	433588075.00	90811986.00	984120.00	343760209.00
UIDAI-Aadhar	-447251.00	0.00	0.00	-447251.00
Work on behalf of MOW, GOI	-150819061.00	0.00	0.00	-150819061.00
Work on behalf of other Department/Social welfare department	-26861827.00	1128504.00	11718207.00	-16272124.00
Work on behalf of MTNL	197699.00	0.00	0.00	197699.00
Fund Provided by Dist Urban Devt Authority (DUDA)	134496616.00	2401295.00	2516092.00	134611413.00
Payable to DDA/GNCTD twds cost of land	-148853954.00	0.00	0.00	-148853954.00
<b>TOTAL</b>	<b>554639875.00</b>	<b>248884730.00</b>	<b>25899419.00</b>	<b>331654564.00</b>
Beneficiaries Share	619576541.00	0.00	1193950.00	620770491.00
Land Owing Agencies Contribution	2187891215.00	450047407.00	76936000.00	1814779808.00
Interest on Unspent Beneficiaries Share & LOA	353255393.00	41647331.00	159402012.00	471010074.00
<b>TOTAL</b>	<b>3160723149.00</b>	<b>491694738.00</b>	<b>237531962.00</b>	<b>2906560373.00</b>
Works on Behalf of DDA	18974761.00	0.00	0.00	18974761.00
Recovery from co-operationalisation	16744887.00	0.00	0.00	16744887.00
<b>TOTAL</b>	<b>35719648.00</b>	<b>0.00</b>	<b>0.00</b>	<b>35719648.00</b>
Squatter Resettlement Scheme/Interim Peripheral Services	725867618.00	0.00	0.00	725867618.00
M/o Civil, Horticulture & Electrical Work	-6350042.00	0.00	0.00	-6350042.00
Share of Land owing Agencies under Clearance operation	-514754.00	56055299.00	0.00	-56570053.00
Construction & Management of Night Shelter	4500000.00	0.00	0.00	4500000.00
Special Subsidy of State Govt. (for SC Beneficiary Contribution)	180000000.00	0.00	0.00	180000000.00
Estate Management Fund - Rehabilitation Scheme	-68890478.00	14263140.00	0.00	-83153618.00
<b>TOTAL</b>	<b>834612344.00</b>	<b>70318439.00</b>	<b>0.00</b>	<b>764293905.00</b>
<b>TOTAL SCHEDULE-7D</b>	<b>4585695016.00</b>	<b>810897907.00</b>	<b>263431381.00</b>	<b>4038228490.00</b>
<b>SCHEDULE-7E</b>				
<b>RECOVERIES PAYABLE</b>				
House Rent Recovery (HRR)	-476147.00	937063.00	935263.00	-477947.00
GPF	3063077.00	162878907.00	163018907.00	3203077.00
GIS	-238137.00	72444.00	71711.00	-238870.00
BF Scheme	20493387.00	654030.00	564992.00	20404349.00
Other Recovery	182894099.00	1875742.00	54214289.00	235232646.00
DDA Medical Scheme	0.00	4179335.00	4179335.00	0.00
New Pension scheme	-12541161.00	10052313.00	10052313.00	-12541161.00
Cash Settlement	5166155.00	0.00	0.00	5166155.00
Society (DUSIB)	-333988.00	1012605.10	9959539.00	-500500.00
Water Recovery	0.00	0.00	0.00	0.00
<b>TOTAL SCHEDULE-7E</b>	<b>198027285.00</b>	<b>190775885.00</b>	<b>242996349.00</b>	<b>250247749.00</b>
<b>TOTAL SCHEDULE-7</b>	<b>5064743227.81</b>	<b>9080105201.36</b>	<b>8668989819.44</b>	<b>4653627845.89</b>



DELHI URBAN SHELTER IMPROVEMENT BOARD  
दिल्ली शहरी आश्रय सुधार बोर्ड

TRIAL BALANCE				
DELHI URBAN SHELTER IMPROVEMENT BOARD				
1-Apr-2020 to 31-Mar-2021				
	Opening	Transactions		Closing
	Balance	Debit	Credit	Balance
<b>SCHEDULE-8</b>				
<b>OTHER FIXED ASSETS</b>				
Centrally Assisted Slum Develop Programme	2432704.11	0.00	4865408.22	19461632.89
Construction of Plats at Mata Sundari Road	1310866.07	0.00	21104.94	1289761.13
Construction & Mgmt of Night Shelter	6808386.62	0.00	109615.02	6698771.60
Environmental Improvement in Urban Slum	2716534.37	0.00	543306.88	2173227.48
Jan Suvidha Complexes	1027912.05	0.00	205582.41	822329.64
Basti Vikas Kendra or Providing Built up Facility of Com. Hall	3767515.63	0.00	60657.00	3706858.63
Shishu Vatikas / Common spaces in JJ Cluster	411928.59	0.00	82385.72	329542.87
Slum Katra Repair/ Renewal Programme	2013823.87	0.00	2013823.87	0.00
Building(Office Building & Zonal Office Building)	1312915565.91	0.00	21137940.61	1291777625.30
Building District Center	2086864.03	0.00	33598.51	2053265.52
Computers(Establishment of Computer Cell)	11024803.19	1425816.00	1929845.98	10520773.21
CTCs (Conventional)	10554953.00	0.00	2110990.60	8443962.40
CTCs (YAP)	21758507.91	0.00	4351701.58	17406806.33
Building School	1000743.10	0.00	16111.96	984631.14
Development of Sewerage	3498771.52	0.00	699754.30	2799017.22
Developments of Site	107405825.00	0.00	0.00	107405825.00
Drainage	1785573.98	0.00	357114.80	1428459.18
Dustbin & Dhalaos	117256532.43	0.00	23451306.48	93805225.96
Furniture, Fixtures & Office Equipments	8005281.40	342350.00	793024.98	7554606.41
Lamp Post & Luminary Fittings	248626.73	0.00	24862.67	223764.06
Land	423158751.00	0.00	0.00	423158751.00
Lavatory Blocks & Urinals	232279.57	0.00	46455.91	185823.66
MTVs	30738.32	0.00	6147.67	24590.63
MTVs (YAP)	1492466.80	0.00	298493.36	1193973.44
Plants & Machinery	10194451.07	0.00	484236.43	9710214.64
Prefab JSCs	1513036.48	0.00	302607.30	1210429.18
Roads, Streets, Lanes	26686950.61	0.00	5337390.12	21349560.51
Sanitation Equipments (YAP)	337584.22	0.00	67516.85	270067.36
Sewer Treatment Plant (YAP)	4400647.21	0.00	880129.44	3520517.77
Shishu vatika	21789582.72	0.00	2178958.27	19610624.44
Structural Repair & Maintenance of Slum Katra	6669719.43	2013823.87	1736708.65	6946834.66
Vehicles	4051730.47	0.00	405173.05	3646557.42
<b>TOTAL</b>	<b>2140483994.41</b>	<b>3781989.87</b>	<b>74551953.58</b>	<b>2069714030.68</b>
<b>CAPITAL GRANT ASSETS</b>				
C/o Houses under JNNURM	2291950696.02	34823990.00	465354937.20	1861419748.84
Const of pay & use Jan Suvidha Complex	734853036.30	96378141.00	166246235.46	664984941.84
Construction & Management of Night Shelter	697375493.16	16470155.00	11492914.94	702352733.24
Trans Yamuna Area Development Board	121645927.80	41261511.00	2622809.76	160284629.04
Environmental Improvement in Urban Slum	233288153.05	13316379.00	49320906.41	197283625.64
GIA to Existing Infrastructure of DUSIB	423743476.95	20448145.00	7151485.11	437040136.84
Improvement of Services in SRS Pocket	21101286.11	0.00	339730.71	20761555.38
Const of Com Hall/Basti Vikas Kendra	293280391.01	17943851.00	5010710.30	306213531.70
National Urban Livelihood Mission	59710436.06	9973296.00	13936746.41	55746985.65
PMAY Housing for All	1654225.92	230100.00	376865.18	1507460.74
Rajiv Awas Yojna	7177972.19	18018.00	1439198.04	5756792.16
Shishu Vatika/Common space in JJ Cluster	61303788.08	5262649.00	13313287.42	53253149.65
Slum Katra Repair/Renewal Programme	76000607.90	10287888.00	17257699.17	69030796.74
Swachh Bharat Mission	44656746.17	4896696.00	9910688.44	39642753.73
Centrally Assisted Slum Development Programme	651930.24	0.00	130386.05	521544.19
<b>TOTAL</b>	<b>5068394166.96</b>	<b>271310819.00</b>	<b>763904600.60</b>	<b>4575800385.38</b>
<b>TOTAL SCHEDULE-8</b>	<b>7208878161.37</b>	<b>275092808.87</b>	<b>838456554.18</b>	<b>6645514416.06</b>
<b>SCHEDULE-9</b>				
<b>INVESTMENTS FROM EARMARKED FUND</b>				
GPF Fund-FDR	0.00	0.00	0.00	0.00
Interest Accrued-GPF FDR	0.00	0.00	0.00	0.00
<b>TOTAL SCHEDULE-9</b>	<b>0.00</b>	<b>0.00</b>	<b>0.00</b>	<b>0.00</b>
<b>SCHEDULE-10</b>				
<b>INVESTMENTS OTHER</b>				
Interest Accrued-Non Plan	64574650.00	114361699.00	64574650.00	114361699.00
Interest Accrued-Plan	488339647.00	466408848.00	488339647.00	466408848.00
Non Plan(HQ) FDR	1107065200.00	1070000000.00	612500000.00	1564565200.00
Plan(HQ) FDR	5785699567.00	3214100000.00	2476199567.00	6523600000.00
<b>TOTAL SCHEDULE-10</b>	<b>7445679064.00</b>	<b>4864870547.00</b>	<b>3641613864.00</b>	<b>8668935747.00</b>



DELHI URBAN SHELTER IMPROVEMENT BOARD  
दिल्ली शहरी आश्रय सुधार बोर्ड

TRIAL BALANCE				
DELHI URBAN SHELTER IMPROVEMENT BOARD				
1-Apr-2020 to 31-Mar-2021				
	Opening Balance	Transactions		Closing Balance
		Debit	Credit	
<b>SCHEDULE-11</b>				
<b>Current Assets</b>				
Hire Purchase Installments	-147954538.49	0.00	81113863.40	-229068401.89
<b>Sundry Debtors</b>				
Debtors of Commercial Properties	124072999.00	0.00	124072999.00	0.00
Debtors of Residential Properties	969590.00	0.00	969590.00	0.00
PayU	0.00	19135024.00	19220526.00	-85502.00
<b>Bank Accounts</b>	3051055731.48	13869949235.31	14851743450.70	2069261516.09
<b>Bank Adjustment</b>	65974249.05	0.00	0.00	65974249.04
<b>Embezzlement</b>	357086550.70	0.00	0.00	357086550.70
<b>Personal Ledger Account</b>	72197730.00	5149511031.00	5135750588.00	85958173.00
<b>Deduction from Employees Salary</b>				
Conveyance Advance	-501395.00	0.00	0.00	-501395.00
Festival Advance	-1153081.00	0.00	0.00	-1153081.00
House Building Advance	-3495899.00	0.00	75682.00	-3571581.00
Imprest	38494.00	1483200.00	1490200.00	31494.00
Temporary Advance	4500.00	172500.00	172500.00	4500.00
<b>Loans, Advances &amp; Other Assets</b>				
Misc Advance	9166.00	0.00	0.00	9166.00
Advance to NGO's	7647149.00	0.00	0.00	7647149.00
Recoverable From Canara Bank	0.00	0.00	0.00	0.00
<b>Loan to MCD</b>	10772071.00	0.00	0.00	10772071.00
<b>Material Advances</b>	6423123.00	0.00	0.00	6423123.00
<b>TOTAL SCHEDULE-11</b>	<b>3543146439.74</b>	<b>19040250990.31</b>	<b>20214609399.10</b>	<b>2368788030.94</b>
<b>SCHEDULE-13</b>				
<b>FEE AND SUBSCRIPTION</b>				
Licence fee (Tenements/Residential/Commercials)		0.00	71012612.87	
Licence fee + Booking charge from Community Halls		0.00	7180100.00	
Rent from chunks/vacant land		0.00	25644146.00	
Damages of properties other than in walled city		0.00	20431182.00	
Ground Rent		0.00	26477159.00	
Recovery for Water Charges		0.00	4251.00	
Conversion of Properties from Lease-to-Freehold Right		0.00	209104.00	
Receipt from OCM		0.00	953070.00	
<b>TOTAL SCHEDULE-13</b>		<b>0.00</b>	<b>151911624.87</b>	
<b>SCHEDULE-13A</b>				
Grant from GNCTD (Ways & Means)		0.00	0.00	
<b>TOTAL SCHEDULE-13A</b>		<b>0.00</b>	<b>0.00</b>	
<b>SCHEDULE-14</b>				
Interest Accrued on Non Plan FDR		0.00	21055548.00	
Interest Earned on Non Plan FDR		0.00	49787049.00	
<b>TOTAL SCHEDULE-14</b>		<b>0.00</b>	<b>70842597.00</b>	
<b>SCHEDULE-16</b>				
<b>INTEREST EARNED</b>				
Other Interest (Outstanding dues etc.)		0.00	85568.00	
Interest on Savings Account		0.00	16694585.36	
Interest on Flexi Deposit Account		0.00	1931373.00	
<b>TOTAL SCHEDULE-16</b>		<b>0.00</b>	<b>18711526.36</b>	
<b>SCHEDULE-17</b>				
<b>OTHER INCOME</b>				
Sale of Tender Forms		0.00	618000.00	
Forfeiture of Earnest Money		0.00	1789308.00	
Maintenance charges of JSC (JAN SUVIDHA COMPLEX)		0.00	29127.00	
Cleaning Charges & Other Misc. Receipts		0.00	570836.00	
Right to Information Act-2005		0.00	17244.00	
Departmental Charges		0.00	68140508.00	
Liquidation of Stalls/shops under S.C.P		0.00	2715138.00	
Liquidation of Commercial Plots		0.00	0.00	
Liquidation of Tenements		0.00	4647062.00	
Developments of Plots/Projects - (Residential)		0.00	37321160.00	
Parking Fee		0.00	15827919.00	
Liquidation of Institutional plots		0.00	0.00	
Medical Contribution		0.00	13401555.00	
Other Income		0.00	14999263.60	
Dairy Farm Receipt (Premium)		0.00	433800.00	
House Rent Recovery		0.00	703633.00	
Flat Surrender Charges		0.00	170000.00	
<b>TOTAL SCHEDULE-17</b>		<b>0.00</b>	<b>161384553.60</b>	



DELHI URBAN SHELTER IMPROVEMENT BOARD  
दिल्ली शहरी आश्रय सुधार बोर्ड

TRIAL BALANCE				
DELHI URBAN SHELTER IMPROVEMENT BOARD				
1-Apr-2020 to 31-Mar-2021				
	Opening Balance	Transactions		Closing Balance
		Debit	Credit	
<b>SCHEDULE-19</b>				
<b>ESTABLISHMENT EXPENSES</b>				
<b>Admin &amp; Collection</b>				
Pay & Allowances to officers & staff		302701808.00	0.00	
Pension & Leave salary Contribution		21142741.00	0.00	
Other allowances (TA,LTC)		5172100.00	0.00	
Overtime allowances		0.00	0.00	
Fee to Consultants		4416950.00	0.00	
<b>TOTAL</b>		<b>333433599.00</b>	<b>0.00</b>	
<b>Execution &amp; Planning</b>				
Pay & Allowances to Officers & Staff		549761162.00	0.00	
Pension & Leave salary Contribution		35495290.00	0.00	
Other allowances (TA,LTC)		5222902.00	0.00	
Overtime Allowances		0.00	0.00	
<b>TOTAL</b>		<b>590479354.00</b>	<b>0.00</b>	
<b>Other Establishment Expenses</b>				
Other Terminal & Retirement Benefits		280364707.00	0.00	
Ex-Gratia		5627321.00	0.00	
Medical Reimbursement		40742362.00	0.00	
Pension		486858029.00	0.00	
Wages of DEO/Programmer & Digitalization in DUSIB		35009667.00	0.00	
NPS Employer's Contribution		14863256.00	0.00	
Deposit Link Insurance		120000.00	0.00	
<b>TOTAL</b>		<b>864465342.00</b>	<b>0.00</b>	
<b>TOTAL SCHEDULE-19</b>		<b>1788378295.00</b>	<b>0.00</b>	
<b>SCHEDULE-20</b>				
<b>ADMINISTRATIVE EXPENSES</b>				
<b>Admin &amp; Collection</b>				
Store & Stationery (General & Computer)		1033705.00	0.00	
Uniforms		15000.00	0.00	
Telephone Expenses		2251328.00	0.00	
Fuel & Misc.		3539999.00	0.00	
Water Charges		446.00	0.00	
Electricity		42282.00	0.00	
<b>Execution &amp; Planning</b>				
Store & Stationery (General & Computer)		0.00	0.00	
Uniforms		1454577.00	0.00	
Telephone Expenses		844854.00	0.00	
Electricity		7354550.00	0.00	
Fuel & Misc.		6775053.00	0.00	
Water Charges		1453855.00	0.00	
<b>Other Administrative Expenses</b>				
M/o Office Building & Zonal Office Building		2693664.00	0.00	
M/o Staff Quarters		24080.00	0.00	
M/o Auto Workshop i.e. repair of vehicle		1578123.00	0.00	
Office Space in Habitat Centre		1869170.00	0.00	
Provision for Unforeseen Eventualities in JJ Basties		208395.00	0.00	
Watch & ward of assets of DUSIB		439009.00	0.00	
Library Books & Computer Journals		268571.00	0.00	
Land Protection from Encroachment		10000.00	0.00	
Water Charges		1575.00	0.00	
Stationery & M/o Computer Cell		1130764.00	0.00	
Resource Mobilisation		10000.00	0.00	
Research Studies,Data Collection & Evaluation through		46553.00	0.00	
Staff Welfare Activities/Recreation/Sports/Cultural		174536.00	0.00	
Publicity Prog. for Educating Slum Dwellers		1745268.00	0.00	
Digitalization of DUSIB		1509074.00	0.00	
<b>TOTAL SCHEDULE-20</b>		<b>36474431.00</b>	<b>0.00</b>	
<b>SCHEDULE-21</b>				
<b>FINANCE COST</b>				
Interest on GPF		77837595.00	0.00	
Registration Money-Interest		1339362.00	0.00	
Interest on Loan From GNCTD (After 30.06.2010)		922530000.00	0.00	
Bank Charges		5670.70	0.00	
<b>TOTAL SCHEDULE-21</b>		<b>1001712627.70</b>	<b>0.00</b>	
<b>Depreciation Revenue</b>		<b>72538129.71</b>	<b>0.00</b>	
<b>Profit &amp; Loss A/c</b>		<b>0.00</b>	<b>2496253181.58</b>	
<b>GRAND TOTAL</b>		<b>42323338759.13</b>	<b>42323338759.13</b>	



Opening Investment as on 01.04.2020 (Deposit Works)										
Sl.No	Name of Bank	Date of Investment	FDR No.	Period of Investment	Amount of Investment	Rate of Interest PA(%)	Date of Maturity	Maturity Value	Accrued Interest as on 01.04.2020	Remarks (Sl.No./ Page No.)
1	PNB	30.04.2019	162100258	1 Year	₹ 50,00,00,000.00	7.35	30.04.2020	₹ 53,77,75,387.00	₹ 3,46,72,417.00	62/20
2	Allahabad Bank	11.11.2019	50504251803	333 Days	₹ 1,95,00,000.00	6.70	09.10.2020	₹ 2,07,18,358.00	₹ 5,07,001.00	67/06
3	Allahabad Bank	13.11.2019	50504372271	333 Days	₹ 1,95,00,000.00	6.70	11.10.2020	₹ 2,07,18,358.00	₹ 4,99,718.00	67/06
4	Allahabad Bank	14.11.2019	50504423466	333 Days	₹ 1,95,00,000.00	6.70	12.10.2020	₹ 2,07,18,358.00	₹ 4,96,078.00	67/06
5	Allahabad Bank	15.11.2019	50504550109	333 Days	₹ 1,95,00,000.00	6.70	13.10.2020	₹ 2,07,18,358.00	₹ 4,92,438.00	67/06
6	Allahabad Bank	16.11.2019	50504697813	333 Days	₹ 1,95,00,000.00	6.70	14.10.2020	₹ 2,07,18,358.00	₹ 4,88,799.00	67/06
7	Allahabad Bank	18.11.2019	50504874601	333 Days	₹ 1,95,00,000.00	6.70	16.10.2020	₹ 2,07,18,358.00	₹ 4,85,523.00	67/06
8	Allahabad Bank	19.11.2019	50504984670	333 Days	₹ 1,95,00,000.00	6.70	17.10.2020	₹ 2,07,18,358.00	₹ 4,77,885.00	67/06
9	Allahabad Bank	20.11.2019	50505107507	333 Days	₹ 1,95,00,000.00	6.70	18.10.2020	₹ 2,07,18,358.00	₹ 4,74,249.00	67/06
10	Allahabad Bank	21.11.2019	50505285128	333 Days	₹ 1,95,00,000.00	6.70	19.10.2020	₹ 2,07,18,358.00	₹ 4,70,613.00	67/06
11	Allahabad Bank	22.11.2019	50505358857	333 Days	₹ 1,95,00,000.00	6.70	20.10.2020	₹ 2,07,18,358.00	₹ 4,66,978.00	67/06
12	Allahabad Bank	25.11.2019	50505499627	333 Days	₹ 1,95,00,000.00	6.70	23.10.2020	₹ 2,07,18,358.00	₹ 4,56,076.00	67/06
13	Allahabad Bank	26.11.2019	50505624571	333 Days	₹ 1,95,00,000.00	6.70	24.10.2020	₹ 2,07,18,358.00	₹ 4,52,444.00	67/06
14	Allahabad Bank	02.12.2019	50506240210	333 Days	₹ 1,60,00,000.00	6.70	31.10.2020	₹ 1,69,96,591.00	₹ 3,53,364.00	67/06
15	CBI	14.08.2019	3768048143	1 Year	₹ 15,65,200.00	6.25	14.08.2020	₹ 15,62,149.00	₹ 62,377.00	67/06
<b>TOTAL</b>								<b>₹ 80,50,54,423.00</b>	<b>₹ 4,08,51,960.00</b>	



Addition Investment during the Financial Year 2020-21 (Deposit Works)

Sl.No	Name of Bank	Date of Investment	FDR No.	Period of Investement	Amount of Investment	Rate of Interest PA(%)	Date of Maturity	Maturity Value	Remarks (Sl.No./ Page No.)	Cash Book (Page No.)
1	Allahabad Bank	09.07.2020	50522793800	1 Year	₹ 50,00,00,000.00	4.00	09.07.2021	₹ 52,03,02,005.00	68/7	5
2	Indian Bank	17.07.2020	50523337904	1 Year	₹ 27,00,00,000.00	3.75	17.07.2021	₹ 28,02,68,275.00	69/7	6
3	Indian Bank	17.07.2020	50523337788	1 Year	₹ 30,00,00,000.00	3.75	17.07.2021	₹ 31,14,09,194.00	20/4	15/Salary
	<b>TOTAL</b>				<b>₹ 1,07,00,00,000.00</b>			<b>₹ 1,11,19,79,474.00</b>		



Matured from Opening During Financial Year 2020-21 (Deposit Works)												
Sl.No	Name of Bank	Date of Investment	FDR No.	Period of Investment	Amount of Investment	Rate of Interest PA(%)	Date of Maturity	Maturity Value	Total Interest Received	Opening Accrued As On 01.04.2020 To Be Reverse	Interest in 2020-21 (Total Interest Less opening accrued)	Cash Book (Page No.)
1	Allahabad Bank	11.11.2019	50504251803	333 Days	₹ 1,95,00,000.00	6.70	09.10.2020	₹ 2,07,18,358.00	₹ 12,18,358.00	₹ 5,07,001.00	₹ 7,11,357.00	17
2	Allahabad Bank	13.11.2019	50504372271	333 Days	₹ 1,95,00,000.00	6.70	11.10.2020	₹ 2,07,18,358.00	₹ 12,18,358.00	₹ 4,99,718.00	₹ 7,18,640.00	17
3	Allahabad Bank	14.11.2019	50504423466	333 Days	₹ 1,95,00,000.00	6.70	12.10.2020	₹ 2,07,18,358.00	₹ 12,18,358.00	₹ 4,96,078.00	₹ 7,22,280.00	17
4	Allahabad Bank	15.11.2019	50504550109	333 Days	₹ 1,95,00,000.00	6.70	13.10.2020	₹ 2,07,18,358.00	₹ 12,18,358.00	₹ 4,92,438.00	₹ 7,25,920.00	17
5	Allahabad Bank	16.11.2019	50504697813	333 Days	₹ 1,95,00,000.00	6.70	14.10.2020	₹ 2,07,18,358.00	₹ 12,18,358.00	₹ 4,88,799.00	₹ 7,29,559.00	17
6	Allahabad Bank	18.11.2019	50504874601	333 Days	₹ 1,95,00,000.00	6.70	16.10.2020	₹ 2,07,18,358.00	₹ 12,18,358.00	₹ 4,85,523.00	₹ 7,36,835.00	17
7	Allahabad Bank	19.11.2019	50504984670	333 Days	₹ 1,95,00,000.00	6.70	17.10.2020	₹ 2,07,18,358.00	₹ 12,18,358.00	₹ 4,77,885.00	₹ 7,40,473.00	17
8	Allahabad Bank	20.11.2019	50505107507	333 Days	₹ 1,95,00,000.00	6.70	18.10.2020	₹ 2,07,18,358.00	₹ 12,18,358.00	₹ 4,74,249.00	₹ 7,44,109.00	17
9	Allahabad Bank	21.11.2019	50505285128	333 Days	₹ 1,95,00,000.00	6.70	19.10.2020	₹ 2,07,18,358.00	₹ 12,18,358.00	₹ 4,70,613.00	₹ 7,47,745.00	17
10	Allahabad Bank	22.11.2019	50505358857	333 Days	₹ 1,95,00,000.00	6.70	20.10.2020	₹ 2,07,18,358.00	₹ 12,18,358.00	₹ 4,66,978.00	₹ 7,51,380.00	17
11	Allahabad Bank	25.11.2019	50505499627	333 Days	₹ 1,95,00,000.00	6.70	23.10.2020	₹ 2,07,18,358.00	₹ 12,18,358.00	₹ 4,56,076.00	₹ 7,62,282.00	17
12	Allahabad Bank	26.11.2019	50505624571	333 Days	₹ 1,95,00,000.00	6.70	24.10.2020	₹ 2,07,18,358.00	₹ 12,18,358.00	₹ 4,52,444.00	₹ 7,65,914.00	17
13	Allahabad Bank	02.12.2019	50506240210	333 Days	₹ 1,60,00,000.00	6.70	31.10.2020	₹ 1,69,96,391.00	₹ 9,96,591.00	₹ 3,35,364.00	₹ 6,43,227.00	17
	<b>TOTAL</b>				₹ 25,00,00,000.00			₹ 26,56,16,387.00	₹ 1,56,16,887.00	₹ 61,17,166.00	₹ 94,99,721.00	

Matured from Addition Investment During Financial Year 2020-21 (Deposit Works)												
Sl.No	Name of Bank	Date of Investment	FDR No.	Period of Investment	Amount of Investment	Rate of Interest PA(%)	Date of Maturity	Maturity Value	Total Interest Received	Opening Accrued As On 01.04.2020 To Be Reverse	Interest in 2021-22	Cash Book (Page No.)
1	Allahabad Bank	05.07.2020	50522793800	50 Days	₹ 15,00,00,000.00	4.00	28.08.2020	₹ 15,06,21,370.00	₹ 6,21,370.00	-	₹ 6,21,370.00	11
2	Allahabad Bank	05.07.2020	50522793800	83 Days	₹ 6,00,00,000.00	4.00	30.09.2020	₹ 6,34,10,359.00	₹ 34,10,959.00	-	₹ 34,10,959.00	14
3	Allahabad Bank	05.07.2020	50522793800	83 Days	₹ 2,00,00,000.00	4.00	30.09.2020	₹ 2,03,03,781.00	₹ 3,03,781.00	-	₹ 3,03,781.00	14
	<b>Total</b>				₹ 33,00,00,000.00			₹ 33,43,36,110.00	₹ 43,36,110.00		₹ 43,36,110.00	



Closing Investment during Financial Year 2020-21 (Deposit Works)

Sl.No	Name of Bank	Date of Investment	FDR No.	Period of Investment	Amount of Investment	Rate of Interest P.A(%)	Date of Maturity	Maturity Value	No. Of Days Upto 31.03.2021	Accrued Interest as on 31.03.2021 to be taken in B/S Sheet	Opening Accrued As On 01.04.2020	Accrued Interest For The Year To Taken In Income	Remarks (Sl.No./ Page No.)
1	Allahabad Bank	09.07.2020	50523793800	1 Year	₹ 17,00,00,000.00	4.00	09.07.2021	₹ 17,69,02,681.00	265 Days	₹ 69,02,681.00	-	₹ 69,02,681.00	68/7
2	Indian Bank	17.07.2020	50523737788	1 Year	₹ 30,00,00,000.00	3.75	17.07.2021	₹ 31,14,09,194.00	257 Days	₹ 79,88,850.00	-	₹ 79,88,850.00	20/4
3	PNB	30.04.2019	16500258	2 Years	₹ 30,00,00,000.00	4.75	30.04.2021	₹ 36,37,78,339.00	702 Days	₹ 4,75,34,838.00	₹ 3,46,72,417.00	₹ 1,28,62,421.00	62/20 (Re-invest)
4	CBI	14.08.2019	3768C48143	2 Years	₹ 15,65,200.00	6.25	14.08.2021	₹ 17,71,890.00	596 Days	₹ 1,66,804.00	₹ 62,377.00	₹ 1,04,427.00	67/6 (Re-invest)
5	Indian Bank	17.07.2020	50523737901	1 Year	₹ 27,00,00,000.00	3.75	17.07.2021	₹ 28,02,68,275.00	237 Days	₹ 33,40,152.00	-	₹ 33,40,152.00	69/7
	<b>TOTAL</b>				<b>₹ 1,24,15,65,200.00</b>			<b>₹ 1,33,41,30,379.00</b>		<b>₹ 6,59,33,325.00</b>	<b>3,47,34,794.00</b>	<b>3,11,98,551.00</b>	

NOTE: ACCRUED INTEREST FORMULA

(i) A = P[1 + (r/4)t] - P (FOR PERIOD MORE THAN 90 DAYS)

(ii) A = P (1 + rt) (FOR PERIOD LESS THAN 90 DAYS)



Opening Investment as on 01.04.2020 (S.R.S)

Sl.No	Name of Bank	Date of Investment	FDR No.	Period of Investment	Amount of Investment	Rate of Interest PA(%)	Date of Maturity	Maturity Value	Accrued Interest as on 01.04.2020	Remarks (Sl.No./ Page No.)
1	PNB	30.04.2019	16200267	1 Year	₹ 32,00,00,000.00	7.35	30.04.2020	₹ 34,41,76,248.00	₹ 2,21,90,374.00	22/24
2	Allahabad Bank	27.11.2019	50505742108	333 Days	₹ 1,75,00,000.00	6.70	25.10.2020	₹ 1,85,93,398.00	₹ 4,02,780.00	24/25
	<b>TOTAL</b>				<b>₹ 33,75,00,000.00</b>			<b>₹ 36,27,69,646.00</b>	<b>₹ 2,25,93,154.00</b>	



**Addition Investment during the Financial Year 2020-21 (S.R.S)**

Sl.No	Name of Bank	Date of Investment	FDR No.	Period of Investement	Amount of Investment	Rate of Interest PA(%)	Date of Maturity	Maturity Value	Remarks (Sl.No./ Page No.)	Cash Book (Page No.)
NIL										



Matured from Opening During Financial Year 2020-21 (S.R.S)												
Sl.No	Name of Bank	Date of Investment	FDR No.	Period of Investment	Amount of Investment	Rate of Interest PA(%)	Date of Maturity	Maturity Value	Total Interest Received	Opening Accrued As On 01.04.2020 To Be Reverse	Interest in 2020-21 (Total Interest Less opening accrued)	Cash Book (Page No.)
1	Allahabad Bank	27.11.2019	50505742108	333 Days	₹ 1,75,00,000.00	6.70	25.10.2020	₹ 1,85,93,398.00	₹ 10,93,398.00	₹ 4,02,841.00	₹ 6,90,557.00	78
	<b>TOTAL</b>				₹ 1,75,00,000.00			₹ 1,85,93,398.00	₹ 10,93,398.00	₹ 4,02,841.00	₹ 6,90,557.00	

Matured from Addition Investment During Financial Year 2020-21 (S.R.S)												
Sl.No	Name of Bank	Date of Investment	FDR No.	Period of Investment	Amount of Investment	Rate of Interest PA(%)	Date of Maturity	Maturity Value	Total Interest Received	Opening Accrued As On 01.04.2020 To Be Reverse	Interest in 2020-21	Cash Book (SI./Page No.)

NIL



Closing Investment during Financial Year 2020-21 (S.R.S)													
SLNo	Name of Bank	Date of Investment	FDR No.	Period of Investment	Amount of Investment	Rate of Interest P.A(%)	Date of Maturity	Maturity Value	No. Of Days Upto 31.03.2021	Accrued Interest as on 31.03.2021 to be taken in B/Sheet	Opening Accrued As On 01.04.2020	Accrued Interest For The Year To Taken In Income	Remarks (SL.No./ Page No.)
1	PNB	30.04.2019	16200267	1 Year	₹ 32,00,00,000.00	7.35	30.04.2021	₹ 36,08,18,137.00	701 Days	₹ 4,80,43,092.00	₹ 2,21,90,374.00	₹ 2,58,52,718.00	22.24
	TOTAL				₹ 32,00,00,000.00			₹ 36,08,18,137.00		₹ 4,80,43,092.00		₹ 2,58,52,718.00	

NOTE: ACCRUED INTEREST FORMULA :

(i)  $A = P[1 + (r/4)t]$  - P (FOR PERIOD MORE THAN 90 DAYS)

(ii)  $A = P (1 + rt)$  (FOR PERIOD LESS THAN 90 DAYS)



Opening Investment as on 01.04.2020 (YAP)

Sl.No	Name of Bank	Date of Investment	FDR No.	Period of Investment	Amount of Investment	Rate of Interest PA(%)	Date of Maturity	Maturity Value	Accrued Interest as on 01.04.2020	Remarks (Sl.No./ Page No.)
1	SBI	30.04.2019	38424930308	1 Year	₹ 30,00,000.00	6.80	30.04.2020	₹ 32,09,261.00	₹ 1,92,114.00	11/69
2	Allahabad Bank	03.12.2019	50506466555	333 Days	₹ 1,50,00,000.00	6.70	31.10.2020	₹ 1,59,34,304.00	₹ 9,37,422.00	01/30
	Total				₹ 1,80,00,000.00			₹ 1,91,43,565.00	₹ 11,29,536.00	



DELHI URBAN SHELTER IMPROVEMENT BOARD  
दिल्ली शहरी आश्रय सुधार बोर्ड

Addition Investment during the Financial Year 2020-21 (YAP)										
Sl.No	Name of Bank	Date of Investment	FDR No.	Period of Investement	Amount of Investment	Rate of Interest PA(%)	Date of Maturity	Maturity Value	Remarks (Sl.No./ Page No.)	Cash Book (Page No.)
NIL										



Matured from Opening During Financial Year 2020-21 (YAP)												
Sl.No	Name of Bank	Date of Investment	FDR No.	Period of Investment	Amount of Investment	Rate of Interest P.A.(%)	Date of Maturity	Maturity Value	Total Interest Received	Opening Accrued As On 01.04.2020 To Be Reverse	Interest in 2020-21(Total Interest Less opening accrued)	Cash Book (Page No.)
1	Allahabad Bank	03.12.2019	50506466555	333 Days	₹ 1,50,00,000.00	6.70	31.10.2020	₹ 1,59,34,304.00	₹ 9,34,304.00	₹ 9,37,422.00	₹ 3,118.00	UID
	<b>TOTAL</b>				₹ 1,50,00,000.00			₹ 1,59,34,304.00	₹ 9,34,304.00	₹ 9,37,422.00	₹ 3,118.00	



Matured from Addition Investment During Financial Year 2020-21 (YAP)

Sl.No	Name of Bank	Date of Investment	FDR No.	Period of Investment	Amount of Investment	Rate of Interest PA(%)	Date of Maturity	Maturity Value	Total Interest Received	Opening Accrued As On 01.04.2020 To Be Reverse	Interest in 2020-21	Cash Book (SI./Page No.)
NIL												



Closing investment during Financial Year 2020-214 (YAP)													
Sl.No	Name of Bank	Date of Investment	FDR No.	Period of Investment	Amount of Investment	Rate of Interest P.A.(%)	Date of Maturity	Maturity Value	No. Of Days Upto 31.03.2021	Accrued Interest as on 31.03.2021 to be taken in B/Sheet	Opening Accrued As On 01.04.2021	Accrued Interest For The Year To Taken In Income	Remarks (Sl.No./ Page No.)
1	SBI	30.04.2019	38424930308	2 Year	₹ 30,00,000.00	6.96	29.04.2021	₹ 33,96,136.00	701 Days	₹ 3,85,282.00	₹ 1,92,114.00	₹ 1,93,168.00	11/69
	<b>TOTAL</b>				₹ 30,00,000.00			₹ 33,96,136.00		₹ 3,85,282.00		₹ 1,93,168.00	

NOTE: ACCRUED INTEREST FORMULA :

(i)  $A = P[1 + (r/4)t] - P$  (FOR PERIOD MORE THAN 90 DAYS)

(ii)  $A = P(1 + rt)$  (FOR PERIOD LESS THAN 90 DAYS)



Opening Investment as on 01.04.2020 (PLAN)

Sl.No	Name of Bank	Date of Investment	FDR No.	Period of Investment	Amount of Investment	Rate of Interest PA(%)	Date of Maturity	Maturity Value	Accrued Interest as on 01.04.2020	Remarks (Sl.No./Page No.)
1	Allahabad Bank	28.06.2017	815715	2 Years 11 Months	₹ 99,00,000.00	6.75	28.05.2020	₹ 1,20,35,115.00	₹ 20,07,958	14/72
2	Allahabad Bank	29.06.2017	815716	1064 days	₹ 99,00,000.00	6.75	28.05.2020	₹ 1,20,32,914.00	₹ 20,05,775	14/72
3	Allahabad Bank	30.06.2017	815717	1063 days	₹ 99,00,000.00	6.75	28.05.2020	₹ 1,20,30,713.00	₹ 20,03,592	14/72
4	Allahabad Bank	01.07.2017	815718	1062 days	₹ 99,00,000.00	6.75	28.05.2020	₹ 1,20,26,311.00	₹ 20,01,409	14/72
5	Allahabad Bank	03.07.2017	815719	1060 days	₹ 99,00,000.00	6.75	28.05.2020	₹ 1,20,21,910.00	₹ 19,97,044	14/72
6	Allahabad Bank	04.07.2017	815720	1059 days	₹ 99,00,000.00	6.75	28.05.2020	₹ 1,20,19,709.00	₹ 19,94,863	14/72
7	Allahabad Bank	05.07.2017	815721	1058 days	₹ 99,00,000.00	6.75	28.05.2020	₹ 1,20,17,508.00	₹ 19,92,682	14/72
8	Allahabad Bank	06.07.2017	815724	1057 days	₹ 99,00,000.00	6.75	28.05.2020	₹ 1,20,15,307.00	₹ 19,90,501	14/72
9	Allahabad Bank	07.07.2017	815725	1056 days	₹ 99,00,000.00	6.75	28.05.2020	₹ 1,20,13,106.00	₹ 19,88,320	14/72
10	Allahabad Bank	10.07.2017	815730	1053 days	₹ 99,00,000.00	6.75	28.05.2020	₹ 1,20,06,504.00	₹ 19,81,782	14/72
11	Allahabad Bank	11.07.2017	815731	1052 days	₹ 99,00,000.00	6.75	28.05.2020	₹ 1,20,04,303.00	₹ 19,79,603	14/72
12	Allahabad Bank	12.07.2017	815732	1051 days	₹ 99,00,000.00	6.75	28.05.2020	₹ 1,20,02,102.00	₹ 19,77,425	14/72
13	Allahabad Bank	13.07.2017	815734	1050 days	₹ 99,00,000.00	6.75	28.05.2020	₹ 1,19,99,901.00	₹ 19,75,247	14/72
14	Allahabad Bank	14.07.2017	815735	1049 days	₹ 99,00,000.00	6.75	28.05.2020	₹ 1,19,97,700.00	₹ 19,73,069	14/72
15	Allahabad Bank	15.07.2017	815736	1048 days	₹ 99,00,000.00	6.75	28.05.2020	₹ 1,19,95,500.00	₹ 19,70,892	14/72
16	Allahabad Bank	17.07.2017	815737	1046 days	₹ 99,00,000.00	6.75	28.05.2020	₹ 1,19,91,098.00	₹ 19,66,538	14/72
17	Allahabad Bank	18.07.2017	815738	1045 days	₹ 99,00,000.00	6.75	28.05.2020	₹ 1,19,88,897.00	₹ 19,64,362	14/72
18	Allahabad Bank	19.07.2017	815739	1044 days	₹ 99,00,000.00	6.75	28.05.2020	₹ 1,19,86,696.00	₹ 19,62,187	14/72
19	Allahabad Bank	20.07.2017	815740	1043 days	₹ 99,00,000.00	6.75	28.05.2020	₹ 1,19,84,495.00	₹ 19,60,012	14/72
20	Allahabad Bank	21.07.2017	815743	1042 days	₹ 99,00,000.00	6.75	28.05.2020	₹ 1,19,82,295.00	₹ 19,57,837	14/72
21	Allahabad Bank	24.07.2017	815746	1039 days	₹ 99,00,000.00	6.75	28.05.2020	₹ 1,19,75,692.00	₹ 19,51,315	14/72
22	Allahabad Bank	25.07.2017	815746	1038 days	₹ 99,00,000.00	6.75	28.05.2020	₹ 1,19,73,491.00	₹ 19,49,142	14/72
23	Allahabad Bank	26.07.2017	815749	1037 days	₹ 99,00,000.00	6.75	28.05.2020	₹ 1,19,71,290.00	₹ 19,46,969	14/72
24	Allahabad Bank	27.07.2017	815751	1036 days	₹ 99,00,000.00	6.75	28.05.2020	₹ 1,19,69,090.00	₹ 19,44,796	14/72
25	Allahabad Bank	28.07.2017	815757	1035 days	₹ 99,00,000.00	6.75	28.05.2020	₹ 1,19,66,889.00	₹ 19,42,625	14/72
26	Allahabad Bank	29.07.2017	815758	1034 days	₹ 99,00,000.00	6.75	28.05.2020	₹ 1,19,64,688.00	₹ 19,40,453	14/72
27	Allahabad Bank	31.07.2017	815760	1032 days	₹ 99,00,000.00	6.75	28.05.2020	₹ 1,18,79,591.00	₹ 19,36,111	14/72
28	Allahabad Bank	01.08.2017	815762	1031 days	₹ 99,00,000.00	6.75	28.05.2020	₹ 1,18,77,486.00	₹ 19,33,941	14/72
29	Allahabad Bank	02.08.2017	815764	1030 days	₹ 99,00,000.00	6.75	28.05.2020	₹ 1,18,75,381.00	₹ 19,31,771	14/72
30	Allahabad Bank	03.08.2017	815766	1029 days	₹ 99,00,000.00	6.75	28.05.2020	₹ 1,18,73,276.00	₹ 19,29,601	14/72
31	Allahabad Bank	04.08.2017	815768	1028 days	₹ 99,00,000.00	6.75	28.05.2020	₹ 1,18,71,171.00	₹ 19,27,432	14/72
32	Allahabad Bank	05.08.2017	815771	1027 days	₹ 99,00,000.00	6.75	28.05.2020	₹ 1,18,69,066.00	₹ 19,25,263	14/72
33	Allahabad Bank	07.08.2017	815772	1025 days	₹ 99,00,000.00	6.75	28.05.2020	₹ 1,18,64,855.00	₹ 19,20,927	14/72
34	Allahabad Bank	08.08.2017	815773	1024 days	₹ 99,00,000.00	6.75	28.05.2020	₹ 1,18,62,750.00	₹ 19,18,759	14/72



Opening Investment as on 01.04.2020 (PLAN)

Sl.No	Name of Bank	Date of Investment	FDR No.	Period of Investment	Amount of Investment	Rate of Interest PA(%)	Date of Maturity	Maturity Value	Accrued Interest as on 01.04.2020	Remarks (SI.No./Page No.)
35	Allahabad Bank	09.08.2017	815774	1023 days	₹ 99,00,000.00	6.75	28.05.2020	₹ 1,18,60,645.00	₹ 19,16,592	14/72
36	Allahabad Bank	10.08.2017	815775	1022 days	₹ 90,00,000.00	6.75	28.05.2020	₹ 1,07,80,491.00	₹ 17,40,386	14/72
37	CBI	14.07.2017	529589	1064 days	₹ 99,00,000.00	6.50	12.06.2020	₹ 1,19,44,847.00	₹ 18,94,056	37/52
38	CBI	15.07.2017	529591	1071 days	₹ 99,00,000.00	6.50	20.06.2020	₹ 1,19,59,583.00	₹ 18,91,972	37/52
39	CBI	17.07.2017	529569	1071 days	₹ 99,00,000.00	6.50	22.06.2020	₹ 1,19,59,583.00	₹ 18,87,807	37/52
40	CBI	18.07.2017	529592	1068 days	₹ 99,00,000.00	6.50	20.06.2020	₹ 1,19,53,267.00	₹ 18,85,725	37/52
41	CBI	19.07.2017	529593	1059 days	₹ 99,00,000.00	6.50	12.06.2020	₹ 1,19,34,322.00	₹ 18,83,643	37/52
42	CBI	20.07.2017	529533	1058 days	₹ 99,00,000.00	6.50	12.06.2020	₹ 1,19,34,475.00	₹ 18,81,562	37/52
43	CBI	21.07.2017	529594	1057 days	₹ 99,00,000.00	6.50	12.06.2020	₹ 1,19,30,112.00	₹ 18,79,481	37/52
44	CBI	24.07.2017	529595	1054 days	₹ 99,00,000.00	6.50	12.06.2020	₹ 1,19,23,797.00	₹ 18,73,240	37/52
45	CBI	25.07.2017	529596	1053 days	₹ 99,00,000.00	6.50	12.06.2020	₹ 1,19,21,692.00	₹ 18,71,160	37/52
46	CBI	26.07.2017	529570	1052 days	₹ 99,00,000.00	6.50	12.06.2020	₹ 1,19,19,587.00	₹ 18,69,081	37/52
47	CBI	27.07.2017	529598	1051 days	₹ 99,00,000.00	6.50	12.06.2020	₹ 1,19,17,482.00	₹ 18,67,002	37/52
48	CBI	28.07.2017	529599	1050 days	₹ 99,00,000.00	6.50	12.06.2020	₹ 1,19,15,377.00	₹ 18,64,924	37/52
49	CBI	29.07.2017	529600	1049 days	₹ 99,00,000.00	6.50	12.06.2020	₹ 1,19,13,272.00	₹ 18,62,845	37/52
50	CBI	31.07.2017	529601	1047 days	₹ 99,00,000.00	6.50	12.06.2020	₹ 1,19,11,167.00	₹ 18,58,691	37/52
51	CBI	01.08.2017	529602	1046 days	₹ 99,00,000.00	6.50	12.06.2020	₹ 1,19,09,061.00	₹ 18,56,614	37/52
52	CBI	02.08.2017	529603	1045 days	₹ 99,00,000.00	6.50	12.06.2020	₹ 1,19,06,956.00	₹ 18,54,537	37/52
53	CBI	03.08.2017	529604	1044 days	₹ 99,00,000.00	6.50	12.06.2020	₹ 1,19,04,851.00	₹ 18,52,461	37/52
54	CBI	04.08.2017	529634	1043 days	₹ 99,00,000.00	6.50	12.06.2020	₹ 1,19,02,746.00	₹ 18,50,385	37/52
55	CBI	05.08.2017	529605	1042 days	₹ 99,00,000.00	6.50	12.06.2020	₹ 1,19,00,641.00	₹ 18,48,309	37/52
56	Allahabad Bank	14.11.2017	352484	2 Years 11 Months	₹ 99,00,000.00	6.50	14.10.2020	₹ 1,19,49,057.00	₹ 16,40,558	08/78
57	Allahabad Bank	15.11.2017	352491	1064 days	₹ 99,00,000.00	6.50	14.10.2020	₹ 1,19,46,952.00	₹ 16,38,519	08/78
58	Allahabad Bank	16.11.2017	352493	1063 days	₹ 99,00,000.00	6.50	14.10.2020	₹ 1,19,44,847.00	₹ 16,36,481	08/78
59	Allahabad Bank	17.11.2017	352496	1062 days	₹ 99,00,000.00	6.50	14.10.2020	₹ 1,19,42,742.00	₹ 16,34,443	08/78
60	Allahabad Bank	18.11.2017	352497	1061 days	₹ 99,00,000.00	6.50	14.10.2020	₹ 1,19,40,637.00	₹ 16,32,406	08/78
61	Allahabad Bank	20.11.2017	352499	1059 days	₹ 99,00,000.00	6.50	14.10.2020	₹ 1,19,36,427.00	₹ 16,28,333	08/78
62	Allahabad Bank	21.11.2017	352500	1058 days	₹ 99,00,000.00	6.50	14.10.2020	₹ 1,19,34,322.00	₹ 16,26,296	08/78
63	Allahabad Bank	22.11.2017	352502	1057 days	₹ 99,00,000.00	6.50	14.10.2020	₹ 1,19,32,217.00	₹ 16,24,260	08/78
64	Allahabad Bank	23.11.2017	352503	1056 days	₹ 99,00,000.00	6.50	14.10.2020	₹ 1,19,30,112.00	₹ 16,22,224	08/78
65	Allahabad Bank	24.11.2017	352506	1055 days	₹ 99,00,000.00	6.50	14.10.2020	₹ 1,19,28,007.00	₹ 16,20,189	08/78
66	Allahabad Bank	27.11.2017	352507	1052 days	₹ 99,00,000.00	6.50	14.10.2020	₹ 1,19,21,692.00	₹ 16,16,120	08/78
67	Allahabad Bank	28.11.2017	352510	1051 days	₹ 99,00,000.00	6.50	14.10.2020	₹ 1,19,19,587.00	₹ 16,14,086	08/78
68	Allahabad Bank	29.11.2017	352511	1050 days	₹ 99,00,000.00	6.50	14.10.2020	₹ 1,19,17,482.00	₹ 16,12,052	08/78



Opening Investment as on 01.04.2020 (PLAN)

Sl.No	Name of Bank	Date of Investment	FDR No.	Period of Investment	Amount of Investment	Rate of Interest PA(%)	Date of Maturity	Maturity Value	Accrued Interest as on 01.04.2020	Remarks (Sl.No./Page No.)
69	Allahabad Bank	30.11.2017	352513	1049 days	₹ 99,00,000.00	6.50	14.10.2020	₹ 1,19,15,377.00	₹ 16,10,018	08/98
70	Allahabad Bank	01.12.2017	352517	1048 days	₹ 99,00,000.00	6.50	14.10.2020	₹ 1,19,11,167.00	₹ 16,05,953	08/98
71	Allahabad Bank	04.12.2017	352518	1045 days	₹ 99,00,000.00	6.50	14.10.2020	₹ 1,19,04,851.00	₹ 15,99,857	08/98
72	Allahabad Bank	05.12.2017	352520	1044 days	₹ 99,00,000.00	6.50	14.10.2020	₹ 1,19,02,746.00	₹ 15,97,825	08/98
73	Allahabad Bank	06.12.2017	352521	1043 days	₹ 99,00,000.00	6.50	14.10.2020	₹ 1,19,00,641.00	₹ 15,95,795	08/98
74	Allahabad Bank	07.12.2017	352525	1042 days	₹ 99,00,000.00	6.50	14.10.2020	₹ 1,18,98,536.00	₹ 15,93,764	08/98
75	Allahabad Bank	08.12.2017	352527	1041 days	₹ 99,00,000.00	6.50	14.10.2020	₹ 1,18,96,431.00	₹ 15,91,734	08/98
76	Allahabad Bank	11.12.2017	352528	1038 days	₹ 99,00,000.00	6.50	14.10.2020	₹ 1,18,90,116.00	₹ 15,85,645	08/98
77	Allahabad Bank	12.12.2017	352530	1037 days	₹ 99,00,000.00	6.50	14.10.2020	₹ 1,18,88,011.00	₹ 15,83,617	08/98
78	Allahabad Bank	13.12.2017	352532	1036 days	₹ 99,00,000.00	6.50	14.10.2020	₹ 1,18,85,906.00	₹ 15,81,588	08/98
79	Allahabad Bank	14.12.2017	352533	1035 days	₹ 99,00,000.00	6.50	14.10.2020	₹ 1,18,83,801.00	₹ 15,79,560	08/98
80	Allahabad Bank	15.12.2017	352553	1034 days	₹ 99,00,000.00	6.50	14.10.2020	₹ 1,18,81,696.00	₹ 15,77,532	08/98
81	Allahabad Bank	16.12.2017	352554	1033 days	₹ 99,00,000.00	6.50	14.10.2020	₹ 1,18,79,591.00	₹ 15,75,505	08/98
82	Allahabad Bank	18.12.2017	352556	1031 days	₹ 99,00,000.00	6.50	14.10.2020	₹ 1,18,75,381.00	₹ 15,71,452	08/98
83	Allahabad Bank	19.12.2017	352560	1030 days	₹ 99,00,000.00	6.50	14.10.2020	₹ 1,18,73,276.00	₹ 15,69,425	08/98
84	Allahabad Bank	20.12.2017	352561	1029 days	₹ 99,00,000.00	6.50	14.10.2020	₹ 1,18,71,171.00	₹ 15,67,399	08/98
85	Allahabad Bank	21.12.2017	352562	1028 days	₹ 99,00,000.00	6.50	14.10.2020	₹ 1,18,69,066.00	₹ 15,65,374	08/98
86	Allahabad Bank	22.12.2017	352566	1027 days	₹ 99,00,000.00	6.50	14.10.2020	₹ 1,18,66,961.00	₹ 15,63,348	08/98
87	Allahabad Bank	26.12.2017	352569	1023 days	₹ 99,00,000.00	6.50	14.10.2020	₹ 1,18,58,540.00	₹ 15,55,252	08/98
88	Allahabad Bank	27.12.2017	352575	1022 days	₹ 99,00,000.00	6.50	14.10.2020	₹ 1,18,56,435.00	₹ 15,53,228	08/98
89	Allahabad Bank	28.12.2017	352576	1021 days	₹ 99,00,000.00	6.50	14.10.2020	₹ 1,18,54,330.00	₹ 15,51,205	08/78
90	CBI	14.11.2017	581542	1065 days	₹ 99,00,000.00	6.50	14.10.2020	₹ 1,19,49,037.00	₹ 16,40,558	08/78
91	CBI	15.11.2017	581543	1064 days	₹ 99,00,000.00	6.50	14.10.2020	₹ 1,19,46,932.00	₹ 16,38,519	08/78
92	CBI	16.11.2017	581544	1063 days	₹ 99,00,000.00	6.50	14.10.2020	₹ 1,19,44,847.00	₹ 16,36,481	08/78
93	CBI	17.11.2017	581545	1062 days	₹ 99,00,000.00	6.50	14.10.2020	₹ 1,19,42,742.00	₹ 16,34,443	08/78
94	CBI	18.11.2017	581546	1061 days	₹ 99,00,000.00	6.50	14.10.2020	₹ 1,19,40,637.00	₹ 16,32,406	08/78
95	CBI	20.11.2017	581547	1059 days	₹ 99,00,000.00	6.50	14.10.2020	₹ 1,19,36,427.00	₹ 16,28,332	08/78
96	CBI	21.11.2017	581548	1058 days	₹ 99,00,000.00	6.50	14.10.2020	₹ 1,19,34,322.00	₹ 16,26,296	08/78
97	CBI	22.11.2017	581549	1057 days	₹ 99,00,000.00	6.50	14.10.2020	₹ 1,19,32,217.00	₹ 16,24,260	08/78
98	CBI	23.11.2017	581550	1056 days	₹ 99,00,000.00	6.50	14.10.2020	₹ 1,19,30,112.00	₹ 16,22,224	08/78
99	CBI	24.11.2017	581551	1055 days	₹ 99,00,000.00	6.50	14.10.2020	₹ 1,19,28,007.00	₹ 16,20,189	08/78
100	CBI	27.11.2017	581551	1052 days	₹ 99,00,000.00	6.50	14.10.2020	₹ 1,19,21,692.00	₹ 16,14,086	08/78
101	CBI	28.11.2017	581553	1051 days	₹ 99,00,000.00	6.50	14.10.2020	₹ 1,19,19,587.00	₹ 16,12,052	08/78
102	CBI	29.11.2017	581554	1050 days	₹ 99,00,000.00	6.50	14.10.2020	₹ 1,19,17,482.00	₹ 16,10,018	08/78



Opening Investment as on 01.04.2020 (PLAN)

Sl.No	Name of Bank	Date of Investment	FDR No.	Period of Investment	Amount of Investment	Rate of Interest PA(%)	Date of Maturity	Maturity Value	Accrued Interest as on 01.04.2020	Remarks (Sl.No./Page No.)
103	CBI	30.11.2017	581555	1049 days	₹ 99,00,000.00	6.50	14.10.2020	₹ 1,19,15,377.00	₹ 16,07,985	08/78
104	CBI	01.12.2017	581556	1048 days	₹ 99,00,000.00	6.50	14.10.2020	₹ 1,19,11,167.00	₹ 16,05,953	08/78
105	CBI	04.12.2017	581557	1045 days	₹ 99,00,000.00	6.50	14.10.2020	₹ 1,19,07,099.00	₹ 15,99,857	08/78
106	CBI	05.12.2017	581558	1044 days	₹ 99,00,000.00	6.50	14.10.2020	₹ 1,19,02,746.00	₹ 15,97,825	08/78
107	CBI	06.12.2017	581559	1043 days	₹ 99,00,000.00	6.50	14.10.2020	₹ 1,19,00,641.00	₹ 15,95,794	08/78
108	CBI	07.12.2017	581560	1042 days	₹ 99,00,000.00	6.50	14.10.2020	₹ 1,18,98,536.00	₹ 15,93,764	08/78
109	CBI	08.12.2017	581561	1041 days	₹ 99,00,000.00	6.50	14.10.2020	₹ 1,18,96,431.00	₹ 15,91,734	08/78
110	CBI	11.12.2017	581562	1038 days	₹ 99,00,000.00	6.50	14.10.2020	₹ 1,18,90,116.00	₹ 15,85,645	08/78
111	CBI	12.12.2017	581563	1037 days	₹ 99,00,000.00	6.50	14.10.2020	₹ 1,18,88,011.00	₹ 15,83,616	08/78
112	CBI	13.12.2017	581564	1036 days	₹ 99,00,000.00	6.50	14.10.2020	₹ 1,18,85,906.00	₹ 15,81,588	08/78
113	CBI	14.12.2017	581667	1035 days	₹ 99,00,000.00	6.50	14.10.2020	₹ 1,18,83,800.00	₹ 15,79,560	08/78
114	CBI	26.12.2017	581565	1023 days	₹ 99,00,000.00	6.50	14.10.2020	₹ 1,18,58,540.00	₹ 15,55,251	08/78
115	CBI	15.12.2017	581566	1034 days	₹ 99,00,000.00	6.50	14.10.2020	₹ 1,18,81,696.00	₹ 15,77,533	08/78
116	CBI	16.12.2017	581567	1033 days	₹ 99,00,000.00	6.50	14.10.2020	₹ 1,18,81,696.00	₹ 15,75,505	08/78
117	CBI	18.12.2017	581568	1031 days	₹ 99,00,000.00	6.50	14.10.2020	₹ 1,18,75,381.00	₹ 15,71,451	08/78
118	CBI	19.12.2017	581569	1030 days	₹ 99,00,000.00	6.50	14.10.2020	₹ 1,18,73,276.00	₹ 15,69,425	08/78
119	CBI	20.12.2017	581570	1029 days	₹ 99,00,000.00	6.50	14.10.2020	₹ 1,18,71,171.00	₹ 15,67,399	08/78
120	CBI	21.12.2017	581575	1028 days	₹ 99,00,000.00	6.50	14.10.2020	₹ 1,18,69,066.00	₹ 15,65,374	08/78
121	CBI	22.12.2017	581576	1027 days	₹ 99,00,000.00	6.50	14.10.2020	₹ 1,18,66,961.00	₹ 15,63,349	08/78
122	CBI	27.12.2017	581577	1022 days	₹ 99,00,000.00	6.50	14.10.2020	₹ 1,18,56,435.00	₹ 15,53,228	08/78
123	CBI	28.12.2017	581578	1021 days	₹ 99,00,000.00	6.50	14.10.2020	₹ 1,18,54,330.00	₹ 15,51,205	08/78
124	CBI	29.12.2017	581608	1020 days	₹ 40,00,000.00	6.50	14.10.2020	₹ 47,88,778.00	₹ 6,25,932	08/99
125	Syndicate Bank	22.12.2017	600126	35 Months	₹ 99,00,000.00	6.60	22.11.2020	₹ 1,19,83,412.49	₹ 15,89,025	08/99
126	Syndicate Bank	26.12.2017	600128	34 Months 27 days	₹ 99,00,000.00	6.60	22.11.2020	₹ 1,19,74,839.59	₹ 15,80,786	08/99
127	Syndicate Bank	27.12.2017	600131	34 Months 26 days	₹ 99,00,000.00	6.60	22.11.2020	₹ 1,19,72,696.37	₹ 15,78,727	08/99
128	Syndicate Bank	28.12.2017	600132	34 Months 25 days	₹ 99,00,000.00	6.60	22.11.2020	₹ 1,19,70,553.15	₹ 15,76,668	08/99
129	Syndicate Bank	29.12.2017	600134	34 Months 24 days	₹ 99,00,000.00	6.60	22.11.2020	₹ 1,19,68,409.92	₹ 15,74,610	08/99
130	Syndicate Bank	30.12.2017	600135	34 Months 23 days	₹ 99,00,000.00	6.60	22.11.2020	₹ 1,19,66,266.70	₹ 15,72,552	08/99
131	Syndicate Bank	01.01.2018	600148	34 Months 21 days	₹ 99,00,000.00	6.60	22.11.2020	₹ 1,19,64,123.47	₹ 15,68,438	08/99
132	Syndicate Bank	02.01.2018	600149	34 Months 20 days	₹ 99,00,000.00	6.60	22.11.2020	₹ 1,19,61,980.25	₹ 15,66,382	08/99
133	Syndicate Bank	03.01.2018	600142	34 Months 19 days	₹ 99,00,000.00	6.60	22.11.2020	₹ 1,19,59,837.03	₹ 15,64,325	08/99
134	Syndicate Bank	04.01.2018	600147	34 Months 18 days	₹ 99,00,000.00	6.60	22.11.2020	₹ 1,19,57,693.80	₹ 15,62,269	08/99
135	Syndicate Bank	05.01.2018	600153	34 Months 17 days	₹ 99,00,000.00	6.60	22.11.2020	₹ 1,19,55,550.58	₹ 15,60,214	08/99
136	Syndicate Bank	06.01.2018	600154	34 Months 16 days	₹ 99,00,000.00	6.60	22.11.2020	₹ 1,19,53,407.36	₹ 15,58,158	08/99



Opening Investment as on 01.04.2020 (PLAN)

Sl.No	Name of Bank	Date of Investment	FDR No.	Period of Investement	Amount of Investment	Rate of Interest PA(%)	Date of Maturity	Maturity Value	Accrued Interest as on 01.04.2020	Remarks (SI.No./Page No.)
137	Syndicate Bank	08.01.2018	600156	34 Months 14 days	₹ 99,00,000.00	6.60	22.11.2020	₹ 1,19,49,120.91	₹ 15,54,049	08/99
138	Syndicate Bank	09.01.2018	600159	34 Months 13 days	₹ 99,00,000.00	6.60	22.11.2020	₹ 1,19,46,977.69	₹ 15,51,995	08/99
139	Syndicate Bank	10.01.2018	600166	34 Months 12 days	₹ 99,00,000.00	6.60	22.11.2020	₹ 1,19,44,834.46	₹ 15,49,942	08/99
140	Syndicate Bank	12.01.2018	600168	34 Months 10 days	₹ 99,00,000.00	6.60	22.11.2020	₹ 1,19,40,548.02	₹ 15,45,835	08/99
141	Syndicate Bank	15.01.2018	600174	34 Months 07 days	₹ 99,00,000.00	6.60	22.11.2020	₹ 1,19,34,118.34	₹ 15,39,678	08/99
142	Syndicate Bank	16.01.2018	600175	34 Months 06 days	₹ 99,00,000.00	6.60	22.11.2020	₹ 1,19,31,975.12	₹ 15,37,627	08/99
143	PNB	25.04.2019	1620021	1 year	₹ 10,00,00,000.00	7.35	24.04.2020	₹ 10,75,55,079.00	₹ 70,41,226	43/53
144	PNB	25.04.2019	1620030	1 year	₹ 10,00,00,000.00	7.35	24.04.2020	₹ 10,75,55,079.00	₹ 70,41,226	43/53
145	PNB	25.04.2019	1620049	1 year	₹ 10,00,00,000.00	7.35	24.04.2020	₹ 10,75,55,079.00	₹ 70,41,226	43/53
146	PNB	25.04.2019	1620058	1 year	₹ 10,00,00,000.00	7.35	24.04.2020	₹ 10,75,55,079.00	₹ 70,41,226	43/53
147	PNB	25.04.2019	1620067	1 year	₹ 10,00,00,000.00	7.35	24.04.2020	₹ 10,75,55,079.00	₹ 70,41,226	43/53
148	PNB	25.04.2019	1620076	1 year	₹ 10,00,00,000.00	7.35	24.04.2020	₹ 10,75,55,079.00	₹ 70,41,226	43/53
149	PNB	25.04.2019	1620085	1 year	₹ 10,00,00,000.00	7.35	24.04.2020	₹ 10,75,55,079.00	₹ 70,41,226	43/53
150	PNB	25.04.2019	1620094	1 year	₹ 10,00,00,000.00	7.35	24.04.2020	₹ 10,75,55,079.00	₹ 70,41,226	43/53
151	PNB	25.04.2019	1620106	1 year	₹ 10,00,00,000.00	7.35	24.04.2020	₹ 10,75,55,079.00	₹ 70,41,226	43/53
152	PNB	25.04.2019	1620115	1 year	₹ 10,00,00,000.00	7.35	24.04.2020	₹ 10,75,55,079.00	₹ 70,41,226	43/53
153	PNB	25.04.2019	1620124	1 year	₹ 10,00,00,000.00	7.35	24.04.2020	₹ 10,75,55,079.00	₹ 70,41,226	43/53
154	PNB	25.04.2019	1620133	1 year	₹ 10,00,00,000.00	7.35	24.04.2020	₹ 10,75,55,079.00	₹ 70,41,226	43/53
155	PNB	25.04.2019	1620142	1 year	₹ 10,00,00,000.00	7.35	24.04.2020	₹ 10,75,55,079.00	₹ 70,41,226	43/53
156	PNB	25.04.2019	1620151	1 year	₹ 10,00,00,000.00	7.35	24.04.2020	₹ 10,75,55,079.00	₹ 70,41,226	43/53
157	PNB	25.04.2019	1620160	1 year	₹ 10,00,00,000.00	7.35	24.04.2020	₹ 10,75,55,079.00	₹ 70,41,226	43/53
158	PNB	25.04.2019	1620179	1 year	₹ 10,00,00,000.00	7.35	24.04.2020	₹ 10,75,55,079.00	₹ 70,41,226	43/53
159	PNB	25.04.2019	1620188	1 year	₹ 10,00,00,000.00	7.35	24.04.2020	₹ 10,75,55,079.00	₹ 70,41,226	43/53
160	PNB	25.04.2019	1620197	1 year	₹ 10,00,00,000.00	7.35	24.04.2020	₹ 10,75,55,079.00	₹ 70,41,226	43/53
161	PNB	25.04.2019	1620203	1 year	₹ 10,00,00,000.00	7.35	24.04.2020	₹ 10,75,55,079.00	₹ 70,41,226	43/53
162	PNB	25.04.2019	1620212	1 year	₹ 10,00,00,000.00	7.35	24.04.2020	₹ 10,75,55,079.00	₹ 70,41,226	43/53
163	PNB	25.04.2019	1620221	1 year	₹ 10,00,00,000.00	7.35	24.04.2020	₹ 10,75,55,079.00	₹ 70,41,226	43/53
164	PNB	25.04.2019	1620230	1 year	₹ 10,00,00,000.00	7.35	24.04.2020	₹ 10,75,55,079.00	₹ 70,41,226	43/53
165	PNB	25.04.2019	1620249	1 year	₹ 10,00,00,000.00	7.35	24.04.2020	₹ 10,75,55,079.00	₹ 70,41,226	43/53
	<b>TOTAL</b>				<b>₹ 3,69,90,00,000.00</b>			<b>₹ 4,15,93,63,268.25</b>	<b>₹ 40,52,80,034</b>	



Additional Investment during the Financial Year 2020-21 (Plan)

Sl.No	Name of Bank	Date of Investment	FDR No.	Period of Investment	Amount of Investment	Rate of Interest PA(%)	Date of Maturity	Maturity Value	Remarks (Sl.No./Page No.)	Book (Sl./Page No.)
1	Bank Of Baroda	11.12.2020	16102054960	24 Month 15 Days	₹ 1,99,00,000.00	5.40	26.12.2022	₹ 2,21,61,035.00	03/01	37
2	Bank Of Baroda	11.12.2020	16102054963	24 Month 15 Days	₹ 1,99,00,000.00	5.40	26.12.2022	₹ 2,21,61,035.00	03/01	37
3	Bank Of Baroda	11.12.2020	16102054967	24 Month 15 Days	₹ 1,99,00,000.00	5.40	26.12.2022	₹ 2,21,61,035.00	03/01	37
4	Bank Of Baroda	11.12.2020	16102054970	24 Month 15 Days	₹ 1,99,00,000.00	5.40	26.12.2022	₹ 2,21,61,035.00	03/01	38
5	Bank Of Baroda	11.12.2020	16102054973	24 Month 15 Days	₹ 1,99,00,000.00	5.40	26.12.2022	₹ 2,21,61,035.00	03/01	38
6	Bank Of Baroda	11.12.2020	16102054978	24 Month 15 Days	₹ 1,99,00,000.00	5.40	26.12.2022	₹ 2,21,61,035.00	03/01	38
7	Bank Of Baroda	11.12.2020	16102054982	24 Month 15 Days	₹ 1,99,00,000.00	5.40	26.12.2022	₹ 2,21,61,035.00	03/01	38
8	Bank Of Baroda	11.12.2020	16102054987	24 Month 15 Days	₹ 1,99,00,000.00	5.40	26.12.2022	₹ 2,21,61,035.00	03/01	38
9	Bank Of Baroda	11.12.2020	16102054992	24 Month 15 Days	₹ 1,99,00,000.00	5.40	26.12.2022	₹ 2,21,61,035.00	03/01	38
10	Bank Of Baroda	11.12.2020	16102054994	24 Month 15 Days	₹ 1,99,00,000.00	5.40	26.12.2022	₹ 2,21,61,035.00	03/01	38
11	Bank Of Baroda	11.12.2020	16102054997	24 Month 15 Days	₹ 10,00,000.00	5.40	26.12.2022	₹ 11,15,713.00	03/01	38
	<b>TOTAL</b>				₹ 20,00,00,000.00			₹ 22,27,26,063.00		



Matured from Opening During Financial Year 2020-21 (Plan)

Sl.No	Name of Bank	Date of Investment	FDR No.	Period of Investment	Amount of Investment	Rate of Interest P.A.(%)	Date of Maturity	Maturity Value	Total Interest Received	Opening Accrued As On 01.04.2020 To Bc Reverse	Interest in 2020-21(Total Interest Less opening accrued)	Cash Book (Sl./Page No.)
1	CBI	14.07.2017	529589	1064 days	₹ 99,00,000.00	6.50	12.06.2020	₹ 1,19,44,847.00	₹ 20,44,847.00	₹ 18,94,056	₹ 1,50,791.00	DEMF/74
2	CBI	15.07.2017	529591	1071 days	₹ 99,00,000.00	6.50	20.06.2020	₹ 1,19,59,583.00	₹ 20,59,583.00	₹ 18,91,972	₹ 1,67,611.00	DEMF/74
3	CBI	17.07.2017	529569	1071 days	₹ 99,00,000.00	6.50	22.06.2020	₹ 1,19,59,583.00	₹ 20,59,583.00	₹ 18,87,807	₹ 1,71,776.00	DEMF/74
4	CBI	18.07.2017	529592	1068 days	₹ 99,00,000.00	6.50	20.06.2020	₹ 1,19,53,267.00	₹ 20,53,267.00	₹ 18,85,725	₹ 1,67,542.00	DEMF/74
5	CBI	19.07.2017	529593	1059 days	₹ 99,00,000.00	6.50	12.06.2020	₹ 1,19,34,322.00	₹ 20,34,322.00	₹ 18,83,643	₹ 1,50,679.00	DEMF/74
6	CBI	20.07.2017	529533	1058 days	₹ 99,00,000.00	6.50	12.06.2020	₹ 1,19,34,475.00	₹ 20,34,475.00	₹ 18,81,562	₹ 1,52,913.00	DEMF/74
7	CBI	21.07.2017	529594	1057 days	₹ 99,00,000.00	6.50	12.06.2020	₹ 1,19,30,112.00	₹ 20,30,112.00	₹ 18,79,481	₹ 1,50,631.00	DEMF/74
8	CBI	24.07.2017	529595	1054 days	₹ 99,00,000.00	6.50	12.06.2020	₹ 1,19,23,797.00	₹ 20,23,797.00	₹ 18,73,240	₹ 1,50,557.00	DEMF/74
9	CBI	25.07.2017	529596	1053 days	₹ 99,00,000.00	6.50	12.06.2020	₹ 1,19,21,692.00	₹ 20,21,692.00	₹ 18,71,160	₹ 1,50,532.00	DEMF/74
10	CBI	26.07.2017	529570	1052 days	₹ 99,00,000.00	6.50	12.06.2020	₹ 1,19,19,587.00	₹ 20,19,587.00	₹ 18,69,081	₹ 1,50,506.00	DEMF/74
11	CBI	27.07.2017	529598	1051 days	₹ 99,00,000.00	6.50	12.06.2020	₹ 1,19,17,482.00	₹ 20,17,482.00	₹ 18,67,002	₹ 1,50,480.00	DEMF/74
12	CBI	28.07.2017	529599	1050 days	₹ 99,00,000.00	6.50	12.06.2020	₹ 1,19,15,377.00	₹ 20,15,377.00	₹ 18,64,924	₹ 1,50,453.00	DEMF/74
13	CBI	29.07.2017	529600	1049 days	₹ 99,00,000.00	6.50	12.06.2020	₹ 1,19,13,272.00	₹ 20,13,272.00	₹ 18,62,845	₹ 1,50,427.00	DEMF/74
14	CBI	31.07.2017	529601	1047 days	₹ 99,00,000.00	6.50	12.06.2020	₹ 1,19,11,167.00	₹ 20,11,167.00	₹ 18,58,691	₹ 1,52,476.00	DEMF/74
15	CBI	01.08.2017	529602	1046 days	₹ 99,00,000.00	6.50	12.06.2020	₹ 1,19,09,061.00	₹ 20,09,061.00	₹ 18,56,614	₹ 1,52,447.00	DEMF/74
16	CBI	02.08.2017	529603	1045 days	₹ 99,00,000.00	6.50	12.06.2020	₹ 1,19,06,956.00	₹ 20,06,956.00	₹ 18,54,537	₹ 1,52,419.00	DEMF/74
17	CBI	03.08.2017	529604	1044 days	₹ 99,00,000.00	6.50	12.06.2020	₹ 1,19,04,851.00	₹ 20,04,851.00	₹ 18,52,461	₹ 1,52,390.00	DEMF/74
18	CBI	04.08.2017	529634	1043 days	₹ 99,00,000.00	6.50	12.06.2020	₹ 1,19,02,746.00	₹ 20,02,746.00	₹ 18,50,385	₹ 1,52,361.00	DEMF/74
19	CBI	05.08.2017	529605	1042 days	₹ 99,00,000.00	6.50	12.06.2020	₹ 1,19,00,641.00	₹ 20,00,641.00	₹ 18,48,309	₹ 1,52,332.00	DEMF/74
20	Syndicate Bank	22.12.2017	600126	35 Months	₹ 99,00,000.00	6.60	22.11.2020	₹ 1,19,83,412.49	₹ 20,83,412.49	₹ 15,89,025	₹ 4,94,387.49	37
21	Syndicate Bank	26.12.2017	600128	34 Months 27 days	₹ 99,00,000.00	6.60	22.11.2020	₹ 1,19,74,839.59	₹ 20,74,839.59	₹ 15,80,786	₹ 4,94,053.59	37
22	Syndicate Bank	27.12.2017	600131	34 Months 26 days	₹ 99,00,000.00	6.60	22.11.2020	₹ 1,19,72,696.37	₹ 20,72,696.37	₹ 15,78,727	₹ 4,93,969.37	37
23	Syndicate Bank	28.12.2017	600132	34 Months 25 days	₹ 99,00,000.00	6.60	22.11.2020	₹ 1,19,70,553.15	₹ 20,70,553.15	₹ 15,76,668	₹ 4,93,885.15	37
24	Syndicate Bank	29.12.2017	600134	34 Months 24 days	₹ 99,00,000.00	6.60	22.11.2020	₹ 1,19,68,409.92	₹ 20,68,409.92	₹ 15,74,610	₹ 4,93,799.92	37
25	Syndicate Bank	30.12.2017	600135	34 Months 23 days	₹ 99,00,000.00	6.60	22.11.2020	₹ 1,19,66,266.70	₹ 20,66,266.70	₹ 15,72,552	₹ 4,93,714.70	37
26	Syndicate Bank	01.01.2018	600148	34 Months 21 days	₹ 99,00,000.00	6.60	22.11.2020	₹ 1,19,64,123.47	₹ 20,64,123.47	₹ 15,68,438	₹ 4,95,685.47	37
27	Syndicate Bank	02.01.2018	600149	34 Months 20 days	₹ 99,00,000.00	6.60	22.11.2020	₹ 1,19,61,980.25	₹ 20,61,980.25	₹ 15,66,382	₹ 4,95,598.25	37
28	Syndicate Bank	03.01.2018	600142	34 Months 19 days	₹ 99,00,000.00	6.60	22.11.2020	₹ 1,19,59,837.03	₹ 20,59,837.03	₹ 15,64,325	₹ 4,95,512.03	37
29	Syndicate Bank	04.01.2018	600147	34 Months 18 days	₹ 99,00,000.00	6.60	22.11.2020	₹ 1,19,57,693.80	₹ 20,57,693.80	₹ 15,62,269	₹ 4,95,424.80	37
30	Syndicate Bank	05.01.2018	600153	34 Months 17 days	₹ 99,00,000.00	6.60	22.11.2020	₹ 1,19,55,550.58	₹ 20,55,550.58	₹ 15,60,214	₹ 4,95,336.58	37
31	Syndicate Bank	06.01.2018	600154	34 Months 16 days	₹ 99,00,000.00	6.60	22.11.2020	₹ 1,19,53,407.36	₹ 20,53,407.36	₹ 15,58,158	₹ 4,95,249.36	37
32	Syndicate Bank	08.01.2018	600156	34 Months 14 days	₹ 99,00,000.00	6.60	22.11.2020	₹ 1,19,49,120.91	₹ 20,49,120.91	₹ 15,54,049	₹ 4,95,071.91	37
33	Syndicate Bank	09.01.2018	600159	34 Months 13 days	₹ 99,00,000.00	6.60	22.11.2020	₹ 1,19,46,977.69	₹ 20,46,977.69	₹ 15,51,995	₹ 4,94,982.69	37
34	Syndicate Bank	10.01.2018	600166	34 Months 12 days	₹ 99,00,000.00	6.60	22.11.2020	₹ 1,19,44,834.46	₹ 20,44,834.46	₹ 15,49,942	₹ 4,94,892.46	37
35	Syndicate Bank	12.01.2018	600168	34 Months 10 days	₹ 99,00,000.00	6.60	22.11.2020	₹ 1,19,40,548.02	₹ 20,40,548.02	₹ 15,45,835	₹ 4,94,713.02	37
36	Syndicate Bank	15.01.2018	600174	34 Months 07 days	₹ 99,00,000.00	6.60	22.11.2020	₹ 1,19,34,118.34	₹ 20,34,118.34	₹ 15,39,678	₹ 4,94,440.34	37
37	Syndicate Bank	16.01.2018	600175	34 Months 06 days	₹ 99,00,000.00	6.60	22.11.2020	₹ 1,19,31,975.12	₹ 20,31,975.12	₹ 15,37,627	₹ 4,94,348.12	37
38	Allahabad Bank	14.11.2017	352484	2 Years 11 Months	₹ 99,00,000.00	6.50	14.10.2020	₹ 1,19,49,057.00	₹ 20,49,057.00	₹ 16,40,558	₹ 4,08,499.00	LOA/7
39	Allahabad Bank	15.11.2017	352491	1064 days	₹ 99,00,000.00	6.50	14.10.2020	₹ 1,19,46,952.00	₹ 20,46,952.00	₹ 16,38,519	₹ 4,08,433.00	LOA/7
40	Allahabad Bank	16.11.2017	352493	1063 days	₹ 99,00,000.00	6.50	14.10.2020	₹ 1,19,44,847.00	₹ 20,44,847.00	₹ 16,36,481	₹ 4,08,366.00	LOA/7



Matured from Opening During Financial Year 2020-21 (Plan)

Sl.No	Name of Bank	Date of Investment	FDR No.	Period of Investment	Amount of Investment	Rate of Interest P.A.(%)	Date of Maturity	Maturity Value	Total Interest Received	Opening Accrued As On 01.04.2020 To Be Reverse	Interest in 2020-21(Total Interest Less opening accrued)	Cash Book (Sl/Page No.)
41	Allahabad Bank	17.11.2017	352496	1062 days	₹ 99,00,000.00	6.50	14.10.2020	₹ 1,19,42,742.00	₹ 20,42,742.00	₹ 16,34,443	₹ 4,08,299.00	LOA/7
42	Allahabad Bank	18.11.2017	352497	1061 days	₹ 99,00,000.00	6.50	14.10.2020	₹ 1,19,40,637.00	₹ 20,40,637.00	₹ 16,32,406	₹ 4,08,231.00	LOA/7
43	Allahabad Bank	20.11.2017	352499	1059 days	₹ 99,00,000.00	6.50	14.10.2020	₹ 1,19,36,427.00	₹ 20,36,427.00	₹ 16,28,333	₹ 4,08,094.00	LOA/7
44	Allahabad Bank	21.11.2017	352500	1058 days	₹ 99,00,000.00	6.50	14.10.2020	₹ 1,19,34,322.00	₹ 20,34,322.00	₹ 16,26,296	₹ 4,08,026.00	LOA/7
45	Allahabad Bank	22.11.2017	352502	1057 days	₹ 99,00,000.00	6.50	14.10.2020	₹ 1,19,32,217.00	₹ 20,32,217.00	₹ 16,24,260	₹ 4,07,957.00	LOA/7
46	Allahabad Bank	23.11.2017	352503	1056 days	₹ 99,00,000.00	6.50	14.10.2020	₹ 1,19,30,112.00	₹ 20,30,112.00	₹ 16,22,224	₹ 4,07,888.00	LOA/7
47	Allahabad Bank	24.11.2017	352506	1055 days	₹ 99,00,000.00	6.50	14.10.2020	₹ 1,19,28,007.00	₹ 20,28,007.00	₹ 16,20,189	₹ 4,07,818.00	LOA/7
48	Allahabad Bank	27.11.2017	352507	1052 days	₹ 99,00,000.00	6.50	14.10.2020	₹ 1,19,21,692.00	₹ 20,21,692.00	₹ 16,16,120	₹ 4,05,572.00	LOA/7
49	Allahabad Bank	28.11.2017	352510	1051 days	₹ 99,00,000.00	6.50	14.10.2020	₹ 1,19,19,587.00	₹ 20,19,587.00	₹ 16,14,086	₹ 4,05,501.00	LOA/7
50	Allahabad Bank	29.11.2017	352511	1050 days	₹ 99,00,000.00	6.50	14.10.2020	₹ 1,19,17,482.00	₹ 20,17,482.00	₹ 16,12,052	₹ 4,05,430.00	LOA/7
51	Allahabad Bank	30.11.2017	352513	1049 days	₹ 99,00,000.00	6.50	14.10.2020	₹ 1,19,15,377.00	₹ 20,15,377.00	₹ 16,10,018	₹ 4,05,359.00	LOA/7
52	Allahabad Bank	01.12.2017	352517	1048 days	₹ 99,00,000.00	6.50	14.10.2020	₹ 1,19,11,167.00	₹ 20,11,167.00	₹ 16,05,953	₹ 4,05,214.00	LOA/7
53	Allahabad Bank	04.12.2017	352518	1045 days	₹ 99,00,000.00	6.50	14.10.2020	₹ 1,18,98,536.00	₹ 19,98,536.00	₹ 15,99,857	₹ 4,04,994.00	LOA/7
54	Allahabad Bank	05.12.2017	352520	1044 days	₹ 99,00,000.00	6.50	14.10.2020	₹ 1,19,02,746.00	₹ 20,02,746.00	₹ 15,97,825	₹ 4,04,921.00	LOA/7
55	Allahabad Bank	06.12.2017	352521	1043 days	₹ 99,00,000.00	6.50	14.10.2020	₹ 1,19,00,641.00	₹ 20,00,641.00	₹ 15,95,795	₹ 4,04,846.00	LOA/7
56	Allahabad Bank	07.12.2017	352525	1042 days	₹ 99,00,000.00	6.50	14.10.2020	₹ 1,18,98,536.00	₹ 19,98,536.00	₹ 15,93,764	₹ 4,04,772.00	LOA/7
57	Allahabad Bank	08.12.2017	352527	1041 days	₹ 99,00,000.00	6.50	14.10.2020	₹ 1,18,96,431.00	₹ 19,96,431.00	₹ 15,91,734	₹ 4,04,697.00	LOA/7
58	Allahabad Bank	11.12.2017	352528	1038 days	₹ 99,00,000.00	6.50	14.10.2020	₹ 1,18,90,116.00	₹ 19,90,116.00	₹ 15,85,645	₹ 4,04,471.00	LOA/7
59	Allahabad Bank	12.12.2017	352530	1037 days	₹ 99,00,000.00	6.50	14.10.2020	₹ 1,18,88,011.00	₹ 19,88,011.00	₹ 15,83,617	₹ 4,04,394.00	LOA/7
60	Allahabad Bank	13.12.2017	352532	1036 days	₹ 99,00,000.00	6.50	14.10.2020	₹ 1,18,85,906.00	₹ 19,85,906.00	₹ 15,81,588	₹ 4,04,318.00	LOA/7
61	Allahabad Bank	14.12.2017	352533	1035 days	₹ 99,00,000.00	6.50	14.10.2020	₹ 1,18,83,801.00	₹ 19,83,801.00	₹ 15,79,560	₹ 4,04,241.00	LOA/7
62	Allahabad Bank	15.12.2017	352533	1034 days	₹ 99,00,000.00	6.50	14.10.2020	₹ 1,18,81,696.00	₹ 19,81,696.00	₹ 15,77,532	₹ 4,04,164.00	LOA/7
63	Allahabad Bank	16.12.2017	352534	1033 days	₹ 99,00,000.00	6.50	14.10.2020	₹ 1,18,79,591.00	₹ 19,79,591.00	₹ 15,75,505	₹ 4,04,086.00	LOA/7
64	Allahabad Bank	18.12.2017	352536	1031 days	₹ 99,00,000.00	6.50	14.10.2020	₹ 1,18,75,381.00	₹ 19,75,381.00	₹ 15,71,452	₹ 4,03,929.00	LOA/7
65	Allahabad Bank	19.12.2017	352560	1030 days	₹ 99,00,000.00	6.50	14.10.2020	₹ 1,18,73,276.00	₹ 19,73,276.00	₹ 15,69,425	₹ 4,03,851.00	LOA/7
66	Allahabad Bank	20.12.2017	352561	1029 days	₹ 99,00,000.00	6.50	14.10.2020	₹ 1,18,71,171.00	₹ 19,71,171.00	₹ 15,67,399	₹ 4,03,772.00	LOA/7
67	Allahabad Bank	21.12.2017	352562	1028 days	₹ 99,00,000.00	6.50	14.10.2020	₹ 1,18,69,066.00	₹ 19,69,066.00	₹ 15,65,374	₹ 4,03,692.00	LOA/7
68	Allahabad Bank	22.12.2017	352566	1027 days	₹ 99,00,000.00	6.50	14.10.2020	₹ 1,18,66,961.00	₹ 19,66,961.00	₹ 15,63,348	₹ 4,03,613.00	LOA/7
69	Allahabad Bank	26.12.2017	352569	1023 days	₹ 99,00,000.00	6.50	14.10.2020	₹ 1,18,58,540.00	₹ 19,58,540.00	₹ 15,55,252	₹ 4,03,288.00	LOA/7
70	Allahabad Bank	27.12.2017	352575	1022 days	₹ 99,00,000.00	6.50	14.10.2020	₹ 1,18,56,435.00	₹ 19,56,435.00	₹ 15,53,228	₹ 4,03,207.00	LOA/7
71	Allahabad Bank	28.12.2017	352576	1021 days	₹ 99,00,000.00	6.50	14.10.2020	₹ 1,18,54,330.00	₹ 19,54,330.00	₹ 15,51,205	₹ 4,03,125.00	LOA/7
72	CBI	14.11.2017	581542	1065 days	₹ 99,00,000.00	6.50	14.10.2020	₹ 1,19,49,057.00	₹ 20,49,057.00	₹ 16,40,558	₹ 4,08,499.00	LOA/8
73	CBI	15.11.2017	581543	1064 days	₹ 99,00,000.00	6.50	14.10.2020	₹ 1,19,46,952.00	₹ 20,46,952.00	₹ 16,38,519	₹ 4,08,433.00	LOA/8
74	CBI	16.11.2017	581544	1063 days	₹ 99,00,000.00	6.50	14.10.2020	₹ 1,19,44,847.00	₹ 20,44,847.00	₹ 16,36,481	₹ 4,08,366.00	LOA/8
75	CBI	17.11.2017	581545	1062 days	₹ 99,00,000.00	6.50	14.10.2020	₹ 1,19,42,742.00	₹ 20,42,742.00	₹ 16,34,443	₹ 4,08,299.00	LOA/8
76	CBI	18.11.2017	581546	1061 days	₹ 99,00,000.00	6.50	14.10.2020	₹ 1,19,40,637.00	₹ 20,40,637.00	₹ 16,32,406	₹ 4,08,231.00	LOA/8
77	CBI	20.11.2017	581547	1059 days	₹ 99,00,000.00	6.50	14.10.2020	₹ 1,19,36,427.00	₹ 20,36,427.00	₹ 16,28,332	₹ 4,08,095.00	LOA/8
78	CBI	21.11.2017	581548	1058 days	₹ 99,00,000.00	6.50	14.10.2020	₹ 1,19,34,322.00	₹ 20,34,322.00	₹ 16,26,296	₹ 4,08,026.00	LOA/8
79	CBI	22.11.2017	581549	1057 days	₹ 99,00,000.00	6.50	14.10.2020	₹ 1,19,32,217.00	₹ 20,32,217.00	₹ 16,24,260	₹ 4,07,957.00	LOA/8
80	CBI	23.11.2017	581550	1056 days	₹ 99,00,000.00	6.50	14.10.2020	₹ 1,19,30,112.00	₹ 20,30,112.00	₹ 16,22,224	₹ 4,07,888.00	LOA/8



Matured from Opening During Financial Year 2020-21 (Plan)

Sl.No	Name of Bank	Date of Investment	FDR No.	Period of Investment	Amount of Investment	Rate of Interest P.A.(%)	Date of Maturity	Maturity Value	Total Interest Received	Opening Accrued As On 01.04.2020 To Be Reverse	Interest in 2020-21(Total Interest Less opening accrued)	Cash Book (SL/Page No.)
81	CBI	24.11.2017	581551	1055 days	₹ 99,00,000.00	6.50	14.10.2020	₹ 1,19,28,007.00	₹ 20,28,007.00	₹ 16,20,189	₹ 4,07,818.00	LOA/8
82	CBI	27.11.2017	581551	1052 days	₹ 99,00,000.00	6.50	14.10.2020	₹ 1,19,21,692.00	₹ 20,21,692.00	₹ 16,14,086	₹ 4,07,606.00	LOA/8
83	CBI	28.11.2017	581553	1051 days	₹ 99,00,000.00	6.50	14.10.2020	₹ 1,19,19,587.00	₹ 20,19,587.00	₹ 16,12,052	₹ 4,07,535.00	LOA/8
84	CBI	29.11.2017	581554	1050 days	₹ 99,00,000.00	6.50	14.10.2020	₹ 1,19,17,482.00	₹ 20,17,482.00	₹ 16,10,018	₹ 4,07,464.00	LOA/8
85	CBI	30.11.2017	581555	1049 days	₹ 99,00,000.00	6.50	14.10.2020	₹ 1,19,15,377.00	₹ 20,15,377.00	₹ 16,07,985	₹ 4,07,392.00	LOA/8
86	CBI	01.12.2017	581556	1048 days	₹ 99,00,000.00	6.50	14.10.2020	₹ 1,19,11,167.00	₹ 20,11,167.00	₹ 16,05,953	₹ 4,05,214.00	LOA/8
87	CBI	04.12.2017	581557	1045 days	₹ 99,00,000.00	6.50	14.10.2020	₹ 1,19,07,099.00	₹ 20,07,099.00	₹ 15,99,857	₹ 4,07,242.00	LOA/8
88	CBI	05.12.2017	581558	1044 days	₹ 99,00,000.00	6.50	14.10.2020	₹ 1,19,02,746.00	₹ 20,02,746.00	₹ 15,97,825	₹ 4,04,921.00	LOA/8
89	CBI	06.12.2017	581559	1043 days	₹ 99,00,000.00	6.50	14.10.2020	₹ 1,19,00,641.00	₹ 20,00,641.00	₹ 15,95,794	₹ 4,04,847.00	LOA/8
90	CBI	07.12.2017	581560	1042 days	₹ 99,00,000.00	6.50	14.10.2020	₹ 1,18,98,536.00	₹ 19,98,536.00	₹ 15,93,764	₹ 4,04,772.00	LOA/8
91	CBI	08.12.2017	581561	1041 days	₹ 99,00,000.00	6.50	14.10.2020	₹ 1,18,96,431.00	₹ 19,96,431.00	₹ 15,91,734	₹ 4,04,697.00	LOA/8
92	CBI	11.12.2017	581562	1038 days	₹ 99,00,000.00	6.50	14.10.2020	₹ 1,18,90,116.00	₹ 19,90,116.00	₹ 15,85,645	₹ 4,04,471.00	LOA/8
93	CBI	12.12.2017	581563	1037 days	₹ 99,00,000.00	6.50	14.10.2020	₹ 1,18,88,011.00	₹ 19,88,011.00	₹ 15,83,616	₹ 4,04,395.00	LOA/8
94	CBI	13.12.2017	581564	1036 days	₹ 99,00,000.00	6.50	14.10.2020	₹ 1,18,85,906.00	₹ 19,85,906.00	₹ 15,81,588	₹ 4,04,318.00	LOA/8
95	CBI	14.12.2017	581667	1035 days	₹ 99,00,000.00	6.50	14.10.2020	₹ 1,18,83,800.00	₹ 19,83,800.00	₹ 15,79,560	₹ 4,04,240.00	LOA/8
96	CBI	26.12.2017	581565	1023 days	₹ 99,00,000.00	6.50	14.10.2020	₹ 1,18,58,540.00	₹ 19,58,540.00	₹ 15,55,251	₹ 4,03,289.00	LOA/8
97	CBI	15.12.2017	581566	1034 days	₹ 99,00,000.00	6.50	14.10.2020	₹ 1,18,81,696.00	₹ 19,81,696.00	₹ 15,77,533	₹ 4,04,163.00	LOA/8
98	CBI	16.12.2017	581567	1033 days	₹ 99,00,000.00	6.50	14.10.2020	₹ 1,18,81,696.00	₹ 19,81,696.00	₹ 15,75,505	₹ 4,06,191.00	LOA/8
99	CBI	18.12.2017	581568	1031 days	₹ 99,00,000.00	6.50	14.10.2020	₹ 1,18,75,381.00	₹ 19,75,381.00	₹ 15,71,451	₹ 4,03,930.00	LOA/8
100	CBI	19.12.2017	581569	1030 days	₹ 99,00,000.00	6.50	14.10.2020	₹ 1,18,73,276.00	₹ 19,73,276.00	₹ 15,69,425	₹ 4,03,851.00	LOA/8
101	CBI	20.12.2017	581570	1029 days	₹ 99,00,000.00	6.50	14.10.2020	₹ 1,18,71,171.00	₹ 19,71,171.00	₹ 15,67,399	₹ 4,03,772.00	LOA/8
102	CBI	21.12.2017	581575	1028 days	₹ 99,00,000.00	6.50	14.10.2020	₹ 1,18,69,066.00	₹ 19,69,066.00	₹ 15,65,374	₹ 4,03,692.00	LOA/8
103	CBI	22.12.2017	581576	1027 days	₹ 99,00,000.00	6.50	14.10.2020	₹ 1,18,66,961.00	₹ 19,66,961.00	₹ 15,63,349	₹ 4,03,612.00	LOA/8
104	CBI	27.12.2017	581577	1022 days	₹ 99,00,000.00	6.50	14.10.2020	₹ 1,18,56,435.00	₹ 19,56,435.00	₹ 15,53,228	₹ 4,03,207.00	LOA/8
105	CBI	28.12.2017	581578	1021 days	₹ 99,00,000.00	6.50	14.10.2020	₹ 1,18,54,330.00	₹ 19,54,330.00	₹ 15,51,205	₹ 4,03,125.00	LOA/8
106	CBI	29.12.2017	581608	1020 days	₹ 40,00,000.00	6.50	14.10.2020	₹ 47,88,778.00	₹ 7,88,778.00	₹ 6,25,932	₹ 1,62,846.00	LOA/8
	<b>TOTAL</b>				₹ 1,04,35,00,000.00			₹ 1,25,60,08,515.25	₹ 21,25,08,515.25	₹ 17,29,24,655	₹ 3,95,83,860.25	



Matured from Addition Investment During Financial Year 2020-21 (Plan)

Sl.No	Name of Bank	Date of Investment	FDR No.	Period of Investment	Amount of Investment	Rate of Interest PA(%)	Date of Maturity	Maturity Value	Total Interest Received	Opening Accrued As On 01.04.2020 To Be Reverse	Interest in 2020-21	Cash Book (Sl./Page No.)
NIL												



Closing Investment during Financial Year 2020-21 (Plan)

Sl.No	Name of Bank	Date of Investment	FDR No.	Period of Investment	Amount of Investment	Rate of Interest P.A(%)	Date of Maturity	Maturity Value	No. Of Days Upto 31.03.2021	Accrued Interest as on 31.03.2021 to be taken in B/Sheet	Opening Accrued As On 01.04.2020	Accrued Interest For The Year To Taken In Income	Remarks (Sl.No./Page No.)
1	Allahabad Bank	28.06.2017	815715	1430 Days	₹ 99,00,000.00	6.75	28.05.2021	₹ 1,28,66,472.00	1372 Days	₹ 28,32,321	₹ 20,07,958	₹ 8,24,363.00	14/72
2	Allahabad Bank	29.06.2017	815716	1429 Days	₹ 99,00,000.00	6.75	28.05.2021	₹ 1,28,66,112.00	1371 Days	₹ 28,29,986	₹ 20,05,775	₹ 8,24,211.00	14/72
3	Allahabad Bank	30.06.2017	815717	1428 Days	₹ 99,00,000.00	6.75	28.05.2021	₹ 1,28,65,752.00	1370 Days	₹ 28,27,651	₹ 20,03,592	₹ 8,24,059.00	14/72
4	Allahabad Bank	01.07.2017	815718	1427 Days	₹ 99,00,000.00	6.75	28.05.2021	₹ 1,28,65,392.00	1369 Days	₹ 28,25,316	₹ 20,01,409	₹ 8,23,907.00	14/72
5	Allahabad Bank	03.07.2017	815719	1426 Days	₹ 99,00,000.00	6.75	28.05.2021	₹ 1,28,55,032.00	1368 Days	₹ 28,22,981	₹ 19,97,044	₹ 8,25,937.00	14/72
6	Allahabad Bank	04.07.2017	815720	1425 Days	₹ 99,00,000.00	6.75	28.05.2021	₹ 1,28,56,672.00	1367 Days	₹ 28,20,646	₹ 19,94,863	₹ 8,25,783.00	14/72
7	Allahabad Bank	05.07.2017	815721	1424 Days	₹ 99,00,000.00	6.75	28.05.2021	₹ 1,28,54,312.00	1366 Days	₹ 28,18,311	₹ 19,92,682	₹ 8,25,629.00	14/72
8	Allahabad Bank	06.07.2017	815724	1423 Days	₹ 99,00,000.00	6.75	28.05.2021	₹ 1,28,51,952.00	1365 Days	₹ 28,15,976	₹ 19,90,501	₹ 8,25,475.00	14/72
9	Allahabad Bank	07.07.2017	815725	1422 Days	₹ 99,00,000.00	6.75	28.05.2021	₹ 1,28,45,592.00	1364 Days	₹ 28,13,641	₹ 19,88,320	₹ 8,25,321.00	14/72
10	Allahabad Bank	10.07.2017	815730	1421 Days	₹ 99,00,000.00	6.75	28.05.2021	₹ 1,28,47,232.00	1363 Days	₹ 28,11,306	₹ 19,81,782	₹ 8,29,524.00	14/72
11	Allahabad Bank	11.07.2017	815731	1420 Days	₹ 99,00,000.00	6.75	28.05.2021	₹ 1,28,44,872.00	1362 Days	₹ 28,08,971	₹ 19,79,603	₹ 8,29,368.00	14/72
12	Allahabad Bank	12.07.2017	815732	1419 Days	₹ 99,00,000.00	6.75	28.05.2021	₹ 1,28,42,512.00	1361 Days	₹ 28,06,636	₹ 19,77,425	₹ 8,29,211.00	14/72
13	Allahabad Bank	13.07.2017	815734	1418 Days	₹ 99,00,000.00	6.75	28.05.2021	₹ 1,28,40,152.00	1360 Days	₹ 28,04,301	₹ 19,75,247	₹ 8,29,054.00	14/72
14	Allahabad Bank	14.07.2017	815735	1417 Days	₹ 99,00,000.00	6.75	28.05.2021	₹ 1,28,37,792.00	1359 Days	₹ 28,01,966	₹ 19,73,069	₹ 8,28,897.00	14/72
15	Allahabad Bank	15.07.2017	815736	1416 Days	₹ 99,00,000.00	6.75	28.05.2021	₹ 1,28,35,432.00	1358 Days	₹ 27,99,631	₹ 19,70,892	₹ 8,28,739.00	14/72
16	Allahabad Bank	17.07.2017	815737	1415 Days	₹ 99,00,000.00	6.75	28.05.2021	₹ 1,28,33,072.00	1357 Days	₹ 27,97,296	₹ 19,66,538	₹ 8,30,758.00	14/72
17	Allahabad Bank	18.07.2017	815738	1414 Days	₹ 99,00,000.00	6.75	28.05.2021	₹ 1,28,30,712.00	1356 Days	₹ 27,94,961	₹ 19,64,362	₹ 8,30,599.00	14/72
18	Allahabad Bank	19.07.2017	815739	1413 Days	₹ 99,00,000.00	6.75	28.05.2021	₹ 1,28,28,352.00	1355 Days	₹ 27,92,626	₹ 19,62,187	₹ 8,30,439.00	14/72
19	Allahabad Bank	20.07.2017	815740	1412 Days	₹ 99,00,000.00	6.75	28.05.2021	₹ 1,28,25,992.00	1354 Days	₹ 27,90,291	₹ 19,60,012	₹ 8,30,279.00	14/72
20	Allahabad Bank	21.07.2017	815743	1411 Days	₹ 99,00,000.00	6.75	28.05.2021	₹ 1,28,23,632.00	1353 Days	₹ 27,87,956	₹ 19,57,837	₹ 8,30,119.00	14/72
21	Allahabad Bank	24.07.2017	815746	1410 Days	₹ 99,00,000.00	6.75	28.05.2021	₹ 1,28,21,272.00	1352 Days	₹ 27,85,621	₹ 19,51,315	₹ 8,34,306.00	14/72
22	Allahabad Bank	25.07.2017	815746	1409 Days	₹ 99,00,000.00	6.75	28.05.2021	₹ 1,28,18,912.00	1351 Days	₹ 27,83,286	₹ 19,49,142	₹ 8,34,144.00	14/72
23	Allahabad Bank	26.07.2017	815749	1408 Days	₹ 99,00,000.00	6.75	28.05.2021	₹ 1,28,16,552.00	1350 Days	₹ 27,80,951	₹ 19,46,969	₹ 8,33,982.00	14/72
24	Allahabad Bank	27.07.2017	815751	1407 Days	₹ 99,00,000.00	6.75	28.05.2021	₹ 1,28,14,192.00	1349 Days	₹ 27,78,616	₹ 19,44,796	₹ 8,33,820.00	14/72
25	Allahabad Bank	28.07.2017	815757	1406 Days	₹ 99,00,000.00	6.75	28.05.2021	₹ 1,28,11,832.00	1348 Days	₹ 27,76,281	₹ 19,42,625	₹ 8,33,656.00	14/72
26	Allahabad Bank	29.07.2017	815758	1405 Days	₹ 99,00,000.00	6.75	28.05.2021	₹ 1,28,09,472.00	1347 Days	₹ 27,73,946	₹ 19,40,453	₹ 8,33,493.00	14/72
27	Allahabad Bank	31.07.2017	815760	1404 Days	₹ 99,00,000.00	6.75	28.05.2021	₹ 1,28,07,112.00	1346 Days	₹ 27,71,611	₹ 19,36,111	₹ 8,35,500.00	14/72
28	Allahabad Bank	01.08.2017	815762	1403 Days	₹ 99,00,000.00	6.75	28.05.2021	₹ 1,28,04,752.00	1345 Days	₹ 27,69,276	₹ 19,33,941	₹ 8,35,335.00	14/72
29	Allahabad Bank	02.08.2017	815764	1402 Days	₹ 99,00,000.00	6.75	28.05.2021	₹ 1,28,02,392.00	1344 Days	₹ 27,66,941	₹ 19,31,771	₹ 8,35,170.00	14/72
30	Allahabad Bank	03.08.2017	815766	1401 Days	₹ 99,00,000.00	6.75	28.05.2021	₹ 1,28,00,032.00	1343 Days	₹ 27,64,606	₹ 19,29,601	₹ 8,35,005.00	14/72
31	Allahabad Bank	04.08.2017	815768	1400 Days	₹ 99,00,000.00	6.75	28.05.2021	₹ 1,27,97,672.00	1342 Days	₹ 27,62,271	₹ 19,27,432	₹ 8,34,839.00	14/72
32	Allahabad Bank	05.08.2017	815771	1399 Days	₹ 99,00,000.00	6.75	28.05.2021	₹ 1,27,95,312.00	1341 Days	₹ 27,59,936	₹ 19,25,263	₹ 8,34,673.00	14/72
33	Allahabad Bank	07.08.2017	815772	1398 Days	₹ 99,00,000.00	6.75	28.05.2021	₹ 1,27,92,952.00	1340 Days	₹ 27,57,601	₹ 19,20,927	₹ 8,36,674.00	14/72
34	Allahabad Bank	08.08.2017	815773	1397 Days	₹ 99,00,000.00	6.75	28.05.2021	₹ 1,27,90,592.00	1339 Days	₹ 27,55,266	₹ 19,18,759	₹ 8,36,507.00	14/72
35	Allahabad Bank	09.08.2017	815774	1396 Days	₹ 99,00,000.00	6.75	28.05.2021	₹ 1,27,88,232.00	1338 Days	₹ 27,52,931	₹ 19,16,592	₹ 8,36,339.00	14/72
36	Allahabad Bank	10.08.2017	815775	1395 Days	₹ 90,00,000.00	6.75	28.05.2021	₹ 1,16,23,762.00	1337 Days	₹ 25,00,781	₹ 17,40,386	₹ 7,60,395.00	14/72
37	PNB	25.04.2019	1620021	2 Years	₹ 10,00,000.00	4.75	24.04.2021	₹ 10,99,04,362.00	706 Days	₹ 95,63,650	₹ 70,41,226	₹ 25,22,424.00	43:53
38	PNB	25.04.2019	1620030	2 Years	₹ 10,00,000.00	4.75	24.04.2021	₹ 10,99,04,362.00	706 Days	₹ 95,63,650	₹ 70,41,226	₹ 25,22,424.00	43:53
39	PNB	25.04.2019	1620049	2 Years	₹ 10,00,000.00	4.75	24.04.2021	₹ 10,99,04,362.00	706 Days	₹ 95,63,650	₹ 70,41,226	₹ 25,22,424.00	43:53
40	PNB	25.04.2019	1620058	2 Years	₹ 10,00,000.00	4.75	24.04.2021	₹ 10,99,04,362.00	706 Days	₹ 95,63,650	₹ 70,41,226	₹ 25,22,424.00	43:53
41	PNB	25.04.2019	1620067	2 Years	₹ 10,00,000.00	4.75	24.04.2021	₹ 10,99,04,362.00	706 Days	₹ 95,63,650	₹ 70,41,226	₹ 25,22,424.00	43:53
42	PNB	25.04.2019	1620076	2 Years	₹ 10,00,000.00	4.75	24.04.2021	₹ 10,99,04,362.00	706 Days	₹ 95,63,650	₹ 70,41,226	₹ 25,22,424.00	43:53
43	PNB	25.04.2019	1620085	2 Years	₹ 10,00,000.00	4.75	24.04.2021	₹ 10,99,04,362.00	706 Days	₹ 95,63,650	₹ 70,41,226	₹ 25,22,424.00	43:53
44	PNB	25.04.2019	1620094	2 Years	₹ 10,00,000.00	4.75	24.04.2021	₹ 10,99,04,362.00	706 Days	₹ 95,63,650	₹ 70,41,226	₹ 25,22,424.00	43:53
45	PNB	25.04.2019	1620106	2 Years	₹ 10,00,000.00	4.75	24.04.2021	₹ 10,99,04,362.00	706 Days	₹ 95,63,650	₹ 70,41,226	₹ 25,22,424.00	43:53



Closing Investment during Financial Year 2020-21 (Plan)

Sl.No	Name of Bank	Date of Investment	FDR No.	Period of Investment	Amount of Investment	Rate of Interest P.A.(%)	Date of Maturity	Maturity Value	No. Of Days Upto 31.03.2021	Accrued Interest as on 31.03.2021 to be taken in B/Sheet	Opening Accrued As On 01.04.2020	Accrued Interest For The Year To Taken In Income	Remarks (Sl.No./Page No.)
46	PNB	25.04.2019	1620115	2 Years	₹ 10,00,00,000.00	4.75	24.04.2021	₹ 10,99,04,362.00	706 Days	₹ 95,63,650	₹ 70,41,226	₹ 25,22,424.00	43/53
47	PNB	25.04.2019	1620124	2 Years	₹ 10,00,00,000.00	4.75	24.04.2021	₹ 10,99,04,362.00	706 Days	₹ 95,63,650	₹ 70,41,226	₹ 25,22,424.00	43/53
48	PNB	25.04.2019	1620133	2 Years	₹ 10,00,00,000.00	4.75	24.04.2021	₹ 10,99,04,362.00	706 Days	₹ 95,63,650	₹ 70,41,226	₹ 25,22,424.00	43/53
49	PNB	25.04.2019	1620142	2 Years	₹ 10,00,00,000.00	4.75	24.04.2021	₹ 10,99,04,362.00	706 Days	₹ 95,63,650	₹ 70,41,226	₹ 25,22,424.00	43/53
50	PNB	25.04.2019	1620151	2 Years	₹ 10,00,00,000.00	4.75	24.04.2021	₹ 10,99,04,362.00	706 Days	₹ 95,63,650	₹ 70,41,226	₹ 25,22,424.00	43/53
51	PNB	25.04.2019	1620160	2 Years	₹ 10,00,00,000.00	4.75	24.04.2021	₹ 10,99,04,362.00	706 Days	₹ 95,63,650	₹ 70,41,226	₹ 25,22,424.00	43/53
52	PNB	25.04.2019	1620179	2 Years	₹ 10,00,00,000.00	4.75	24.04.2021	₹ 10,99,04,362.00	706 Days	₹ 95,63,650	₹ 70,41,226	₹ 25,22,424.00	43/53
53	PNB	25.04.2019	1620188	2 Years	₹ 10,00,00,000.00	4.75	24.04.2021	₹ 10,99,04,362.00	706 Days	₹ 95,63,650	₹ 70,41,226	₹ 25,22,424.00	43/53
54	PNB	25.04.2019	1620197	2 Years	₹ 10,00,00,000.00	4.75	24.04.2021	₹ 10,99,04,362.00	706 Days	₹ 95,63,650	₹ 70,41,226	₹ 25,22,424.00	43/53
55	PNB	25.04.2019	1620203	2 Years	₹ 10,00,00,000.00	4.75	24.04.2021	₹ 10,99,04,362.00	706 Days	₹ 95,63,650	₹ 70,41,226	₹ 25,22,424.00	43/53
56	PNB	25.04.2019	1620212	2 Years	₹ 10,00,00,000.00	4.75	24.04.2021	₹ 10,99,04,362.00	706 Days	₹ 95,63,650	₹ 70,41,226	₹ 25,22,424.00	43/53
57	PNB	25.04.2019	1620221	2 Years	₹ 10,00,00,000.00	4.75	24.04.2021	₹ 10,99,04,362.00	706 Days	₹ 95,63,650	₹ 70,41,226	₹ 25,22,424.00	43/53
58	PNB	25.04.2019	1620230	2 Years	₹ 10,00,00,000.00	4.75	24.04.2021	₹ 10,99,04,362.00	706 Days	₹ 95,63,650	₹ 70,41,226	₹ 25,22,424.00	43/53
59	PNB	25.04.2019	1620249	2 Years	₹ 10,00,00,000.00	4.75	24.04.2021	₹ 10,99,04,362.00	706 Days	₹ 95,63,650	₹ 70,41,226	₹ 25,22,424.00	43/53
60	Bank Of Baroda	11.12.2020	1.6102E-10	24 Month 15 Days	₹ 1,99,00,000.00	5.40	26.12.2022	₹ 2,21,61,035.00	110 Days	₹ 3,24,299	-	₹ 3,24,299.00	03/01
61	Bank Of Baroda	11.12.2020	1.6102E-10	24 Month 15 Days	₹ 1,99,00,000.00	5.40	26.12.2022	₹ 2,21,61,035.00	110 Days	₹ 3,24,299	-	₹ 3,24,299.00	03/01
62	Bank Of Baroda	11.12.2020	1.6102E-10	24 Month 15 Days	₹ 1,99,00,000.00	5.40	26.12.2022	₹ 2,21,61,035.00	110 Days	₹ 3,24,299	-	₹ 3,24,299.00	03/01
63	Bank Of Baroda	11.12.2020	1.6102E-10	24 Month 15 Days	₹ 1,99,00,000.00	5.40	26.12.2022	₹ 2,21,61,035.00	110 Days	₹ 3,24,299	-	₹ 3,24,299.00	03/01
64	Bank Of Baroda	11.12.2020	1.6102E-10	24 Month 15 Days	₹ 1,99,00,000.00	5.40	26.12.2022	₹ 2,21,61,035.00	110 Days	₹ 3,24,299	-	₹ 3,24,299.00	03/01
65	Bank Of Baroda	11.12.2020	1.6102E-10	24 Month 15 Days	₹ 1,99,00,000.00	5.40	26.12.2022	₹ 2,21,61,035.00	110 Days	₹ 3,24,299	-	₹ 3,24,299.00	03/01
66	Bank Of Baroda	11.12.2020	1.6102E-10	24 Month 15 Days	₹ 1,99,00,000.00	5.40	26.12.2022	₹ 2,21,61,035.00	110 Days	₹ 3,24,299	-	₹ 3,24,299.00	03/01
67	Bank Of Baroda	11.12.2020	1.6102E-10	24 Month 15 Days	₹ 1,99,00,000.00	5.40	26.12.2022	₹ 2,21,61,035.00	110 Days	₹ 3,24,299	-	₹ 3,24,299.00	03/01
68	Bank Of Baroda	11.12.2020	1.6102E-10	24 Month 15 Days	₹ 1,99,00,000.00	5.40	26.12.2022	₹ 2,21,61,035.00	110 Days	₹ 3,24,299	-	₹ 3,24,299.00	03/01
69	Bank Of Baroda	11.12.2020	1.6102E-10	24 Month 15 Days	₹ 1,99,00,000.00	5.40	26.12.2022	₹ 2,21,61,035.00	110 Days	₹ 3,24,299	-	₹ 3,24,299.00	03/01
70	Bank Of Baroda	11.12.2020	1.6102E-10	24 Month 15 Days	₹ 10,00,00,000.00	5.40	26.12.2022	₹ 11,15,713.00	110 Days	₹ 3,24,299	-	₹ 3,24,299.00	03/01
TOTAL					₹ 2,85,55,00,000.00			₹ 3,21,11,42,471.00		₹ 32,37,73,930	₹ 23,23,55,379	₹ 9,14,18,551.00	

NOTE: ACCRUED INTEREST FORMULA :

(i)  $A = P[1 + (r/4)t] - P$  (FOR PERIOD MORE THAN 90 DAYS)

(ii)  $A = P(1 + rt)$  (FOR PERIOD LESS THAN 90 DAYS)



Opening Investment as on 01.04.2020 (DEMF)

Sl.No	Name of Bank	Date of Investment	FDR No.	Period of Investment	Amount of Investment	Rate of Interest PA(%)	Date of Maturity	Maturity Value	Accrued Interest as on 01.04.2020	Remarks (Sl.No./Page No.)
NIL										



**Addition Investment during the Financial Year 2020-21 (DEMF)**

Sl.No	Name of Bank	Date of Investment	FDR No.	Period of Investment	Amount of Investment	Rate of Interest PA(%)	Date of Maturity	Maturity Value	Remarks (Sl.No./Page No.)	Cash Book (Sl./Page No.)
1	Andhra Bank	13.07.2020	177294	1 Year	₹ 1,99,00,000.00	5.40	13.07.2021	₹ 2,09,96,557.00	01/101	74
2	Andhra Bank	14.07.2020	177295	1 Year	₹ 1,99,00,000.00	5.40	14.07.2021	₹ 2,09,96,557.00	01/101	74
3	Andhra Bank	15.07.2020	177296	1 Year	₹ 1,99,00,000.00	5.40	15.07.2021	₹ 2,09,96,557.00	01/101	74
4	Andhra Bank	17.07.2020	177297	1 Year	₹ 1,99,00,000.00	5.40	17.07.2021	₹ 2,09,96,557.00	01/101	74
5	Andhra Bank	18.07.2020	177298	1 Year	₹ 1,99,00,000.00	5.40	18.07.2021	₹ 2,09,96,557.00	01/101	74
6	Andhra Bank	19.07.2020	177299	1 Year	₹ 1,99,00,000.00	5.40	19.07.2021	₹ 2,09,96,557.00	01/101	74
7	Andhra Bank	20.07.2020	177300	1 Year	₹ 1,99,00,000.00	5.40	20.07.2021	₹ 2,09,96,557.00	01/101	74
8	Andhra Bank	21.07.2020	177301	1 Year	₹ 1,99,00,000.00	5.40	21.07.2021	₹ 2,09,96,557.00	01/101	74
9	Andhra Bank	22.07.2020	177302	1 Year	₹ 1,99,00,000.00	5.40	22.07.2021	₹ 2,09,96,557.00	01/101	74
10	Andhra Bank	23.07.2020	177303	1 Year	₹ 1,99,00,000.00	5.40	23.07.2021	₹ 2,09,96,557.00	01/101	74
	<b>TOTAL</b>				<b>₹ 19,90,00,000.00</b>			<b>₹ 20,99,65,570.00</b>		



**Matured from Opening During Financial Year 2020-21 (DEMF)**

Sl.No	Name of Bank	Date of Investment	FDR No.	Period of Investment	Amount of Investment	Rate of Interest PA(%)	Date of Maturity	Maturity Value	Total Interest Received	Opening Accrued As On 01.04.2020 To Be Reverse	Interest in 2020-21 (Total Interest Less opening accrued)	Cash Book (Sl./Page No.)
NIL												

**Matured from Addition Investment During Financial Year 2020-21 (DEMF)**

Sl.No	Name of Bank	Date of Investment	FDR No.	Period of Investment	Amount of Investment	Rate of Interest PA(%)	Date of Maturity	Maturity Value	Total Interest Received	Opening Accrued As On 01.04.2020 To Be Reverse	Interest in 2020-21	Cash Book (Sl./Page No.)
NIL												



Closing Investment during Financial Year 2020-21 (DEMIF)

Sl.No	Name of Bank	Date of Investment	FDR No.	Period of Investment	Amount of Investment	Rate of Interest P.A.(%)	Date of Maturity	Maturity Value	No. Of Days Upto 31.03.2021	Accrued Interest as on 31.03.2021 to be taken in B/Sheet	Opening Accrued As On 01.04.2020	Accrued Interest For The Year To Taken In Income	Remarks (Sl.No./Page No.)
1	Andhra Bank	13.07.2020	177294	1 Year	₹ 1,99,00,000.00	5.40	13.07.2021	₹ 2,09,96,557.00	261 Days	₹ 7,78,098.00	-	₹ 7,78,098.00	31/101
2	Andhra Bank	14.07.2020	177295	1 Year	₹ 1,99,00,000.00	5.40	14.07.2021	₹ 2,09,96,557.00	260 Days	₹ 7,75,060.00	-	₹ 7,75,060.00	31/101
3	Andhra Bank	15.07.2020	177296	1 Year	₹ 1,99,00,000.00	5.40	15.07.2021	₹ 2,09,96,557.00	259 Days	₹ 7,72,022.00	-	₹ 7,72,022.00	31/101
4	Andhra Bank	17.07.2020	177297	1 Year	₹ 1,99,00,000.00	5.40	17.07.2021	₹ 2,09,96,557.00	257 Days	₹ 7,65,947.00	-	₹ 7,65,947.00	31/101
5	Andhra Bank	18.07.2020	177298	1 Year	₹ 1,99,00,000.00	5.40	18.07.2021	₹ 2,09,96,557.00	256 Days	₹ 7,62,910.00	-	₹ 7,62,910.00	31/101
6	Andhra Bank	19.07.2020	177299	1 Year	₹ 1,99,00,000.00	5.40	19.07.2021	₹ 2,09,96,557.00	255 Days	₹ 7,59,874.00	-	₹ 7,59,874.00	31/101
7	Andhra Bank	20.07.2020	177300	1 Year	₹ 1,99,00,000.00	5.40	20.07.2021	₹ 2,09,96,557.00	254 Days	₹ 7,56,838.00	-	₹ 7,56,838.00	31/101
8	Andhra Bank	21.07.2020	177301	1 Year	₹ 1,99,00,000.00	5.40	21.07.2021	₹ 2,09,96,557.00	253 Days	₹ 7,53,803.00	-	₹ 7,53,803.00	31/101
9	Andhra Bank	22.07.2020	177302	1 Year	₹ 1,99,00,000.00	5.40	22.07.2021	₹ 2,09,96,557.00	252 Days	₹ 7,50,768.00	-	₹ 7,50,768.00	31/101
10	Andhra Bank	23.07.2020	177303	1 Year	₹ 1,99,00,000.00	5.40	23.07.2021	₹ 2,09,96,557.00	251 Days	₹ 7,47,733.00	-	₹ 7,47,733.00	31/101
	<b>TOTAL</b>				<b>₹ 19,90,00,000.00</b>			<b>₹ 20,99,65,570.00</b>		<b>₹ 76,23,093.00</b>		<b>₹ 76,23,093.00</b>	

NOTE: ACCRUED INTEREST FORMULA :

(i)  $A = P[1 + (r/4)^4] - P$  (FOR PERIOD MORE THAN 90 DAYS)

(ii)  $A = P (1 + rt)$  (FOR PERIOD LESS THAN 90 DAYS)



Opening Investment as on 01.04.2020 (JNNURM)

Sl.No	Name of Bank	Date of Investment	FDR No.	Period of Investment	Amount of Investment	Rate of Interest PA(%)	Date of Maturity	Maturity Value	Accrued Interest as on 01.04.2020	Remarks (Sl.No./ Page No.)
1	CBI	09.10.2017	529695	1063 Days	₹ 99,00,000.00	6.50	06.09.2020	₹ 1,19,45,021.00	₹ 17,14,183.00	21/59
2	CBI	10.10.2017	529696	1062 Days	₹ 99,00,000.00	6.50	06.09.2020	₹ 1,19,42,911.00	₹ 17,12,131.00	21/59
3	CBI	11.10.2017	581508	1061 Days	₹ 99,00,000.00	6.50	06.09.2020	₹ 1,19,40,801.00	₹ 17,10,081.00	21/59
4	CBI	12.10.2017	581509	1060 Days	₹ 99,00,000.00	6.50	06.09.2020	₹ 1,19,38,692.00	₹ 17,08,030.00	21/59
5	CBI	13.10.2017	581510	1059 Days	₹ 99,00,000.00	6.50	06.09.2020	₹ 1,19,36,583.00	₹ 17,05,979.00	21/59
6	CBI	14.10.2017	581511	1058 Days	₹ 99,00,000.00	6.50	06.09.2020	₹ 1,19,34,475.00	₹ 17,03,929.00	21/59
7	CBI	15.10.2017	581512	1057 Days	₹ 99,00,000.00	6.50	06.09.2020	₹ 1,19,32,367.00	₹ 17,01,880.00	21/59
8	CBI	16.10.2017	581513	1056 Days	₹ 99,00,000.00	6.50	06.09.2020	₹ 1,19,30,259.00	₹ 16,99,830.00	21/59
9	CBI	17.10.2017	581514	1055 Days	₹ 99,00,000.00	6.50	06.09.2020	₹ 1,19,28,152.00	₹ 16,97,782.00	21/59
10	CBI	18.10.2017	581515	1054 Days	₹ 99,00,000.00	6.50	06.09.2020	₹ 1,19,26,045.00	₹ 16,95,733.00	21/59
11	CBI	20.10.2017	581516	1052 Days	₹ 99,00,000.00	6.50	06.09.2020	₹ 1,19,21,832.00	₹ 16,91,637.00	21/59
12	CBI	23.10.2017	581517	1049 Days	₹ 99,00,000.00	6.50	06.09.2020	₹ 1,19,15,516.00	₹ 16,85,495.00	21/59
13	CBI	24.10.2017	581518	1048 Days	₹ 99,00,000.00	6.50	06.09.2020	₹ 1,19,13,411.00	₹ 16,83,449.00	21/59
14	CBI	25.10.2017	581519	1047 Days	₹ 99,00,000.00	6.50	06.09.2020	₹ 1,19,11,303.00	₹ 16,81,403.00	21/59
15	CBI	26.10.2017	581520	1046 Days	₹ 99,00,000.00	6.50	06.09.2020	₹ 1,19,09,203.00	₹ 16,79,357.00	21/59
16	CBI	27.10.2017	581521	1045 Days	₹ 99,00,000.00	6.50	06.09.2020	₹ 1,19,07,095.00	₹ 16,77,312.00	21/59
17	CBI	03.11.2017	581522	1038 Days	₹ 99,00,000.00	6.50	06.09.2020	₹ 1,18,92,385.00	₹ 16,63,005.00	21/59
18	CBI	04.11.2017	581523	1037 Days	₹ 99,00,000.00	6.50	06.09.2020	₹ 1,18,90,284.00	₹ 16,60,962.00	21/59
19	CBI	05.11.2017	581524	1036 Days	₹ 99,00,000.00	6.50	06.09.2020	₹ 1,18,88,184.00	₹ 16,58,920.00	21/59
20	CBI	06.11.2017	581525	1035 Days	₹ 99,00,000.00	6.50	06.09.2020	₹ 1,18,86,084.00	₹ 16,56,878.00	21/59
24	BOI	06.12.2019	1502237	23 Months	₹ 2,00,00,000.00	6.00	06.11.2021	₹ 2,24,19,475.00	₹ 3,82,142.00	23/59
25	BOI	06.12.2019	1502241	23 Months	₹ 2,00,00,000.00	6.00	06.11.2021	₹ 2,24,19,475.00	₹ 3,82,142.00	23/59
26	BOI	06.12.2019	1502242	23 Months	₹ 2,00,00,000.00	6.00	06.11.2021	₹ 2,24,19,475.00	₹ 3,82,142.00	23/59
27	BOI	06.12.2019	1502243	23 Months	₹ 2,00,00,000.00	6.00	06.11.2021	₹ 2,24,19,475.00	₹ 3,82,142.00	23/59
28	BOI	06.12.2019	1502244	23 Months	₹ 2,00,00,000.00	6.00	06.11.2021	₹ 2,24,19,475.00	₹ 3,82,142.00	23/59
29	BOI	06.12.2019	1502245	23 Months	₹ 2,00,00,000.00	6.00	06.11.2021	₹ 2,24,19,475.00	₹ 3,82,142.00	23/59
30	BOI	06.12.2019	1502246	23 Months	₹ 2,00,00,000.00	6.00	06.11.2021	₹ 2,24,19,475.00	₹ 3,82,142.00	23/59
31	BOI	06.12.2019	1502247	23 Months	₹ 2,00,00,000.00	6.00	06.11.2021	₹ 2,24,19,475.00	₹ 3,82,142.00	23/59
32	BOI	06.12.2019	1502248	23 Months	₹ 2,00,00,000.00	6.00	06.11.2021	₹ 2,24,19,475.00	₹ 3,82,142.00	23/59
33	BOI	06.12.2019	1502249	23 Months	₹ 2,00,00,000.00	6.00	06.11.2021	₹ 2,24,19,475.00	₹ 3,82,142.00	23/59
34	BOI	06.12.2019	1502250	23 Months	₹ 2,00,00,000.00	6.00	06.11.2021	₹ 2,24,19,475.00	₹ 3,82,142.00	23/59



Opening Investment as on 01.04.2020 (JNNURM)

Sl.No	Name of Bank	Date of Investment	FDR No.	Period of Investment	Amount of Investment	Rate of Interest P.A.(%)	Date of Maturity	Maturity Value	Accrued Interest as on 01.04.2020	Remarks (Sl.No./ Page No.)
35	BOI	06.12.2019	1502162	23 Months	₹ 2,00,00,000.00	6.00	06.11.2021	₹ 2,24,19,475.00	₹ 3,82,142.00	23/59
36	BOI	06.12.2019	1502163	23 Months	₹ 2,00,00,000.00	6.00	06.11.2021	₹ 2,24,19,475.00	₹ 3,82,142.00	23/59
37	BOI	06.12.2019	1502167	23 Months	₹ 2,00,00,000.00	6.00	06.11.2021	₹ 2,24,19,475.00	₹ 3,82,142.00	23/59
38	BOI	06.12.2019	1502168	23 Months	₹ 2,00,00,000.00	6.00	06.11.2021	₹ 2,24,19,475.00	₹ 3,82,142.00	23/59
39	Canara Bank	10.02.2020	843470	12 Months	₹ 1,99,00,000.00	6.30	10.02.2021	₹ 2,11,83,631.00	₹ 1,71,133.00	16/68
40	Canara Bank	11.02.2020	843480	12 Months	₹ 1,99,00,000.00	6.30	11.02.2021	₹ 2,11,83,631.00	₹ 1,67,696.00	16/68
41	Canara Bank	13.02.2020	843483	12 Months	₹ 1,99,00,000.00	6.30	13.02.2021	₹ 2,11,83,631.00	₹ 1,60,824.00	16/68
42	Canara Bank	14.02.2020	843484	12 Months	₹ 1,99,00,000.00	6.30	14.02.2021	₹ 2,11,83,631.00	₹ 1,57,388.00	16/68
43	Canara Bank	15.02.2020	843488	12 Months	₹ 1,99,00,000.00	6.30	15.02.2021	₹ 2,11,83,631.00	₹ 1,53,954.00	16/68
44	Canara Bank	17.02.2020	843492	12 Months	₹ 1,99,00,000.00	6.30	17.02.2021	₹ 2,11,83,631.00	₹ 1,47,086.00	16/68
45	Canara Bank	18.02.2020	843495	12 Months	₹ 1,99,00,000.00	6.30	18.02.2021	₹ 2,11,83,631.00	₹ 1,43,653.00	16/68
46	Canara Bank	19.02.2020	843498	12 Months	₹ 1,99,00,000.00	6.30	19.02.2021	₹ 2,11,83,631.00	₹ 1,40,220.00	16/68
47	Canara Bank	20.02.2020	843503	12 Months	₹ 1,99,00,000.00	6.30	20.02.2021	₹ 2,11,83,631.00	₹ 1,36,789.00	16/68
48	Canara Bank	21.02.2020	843511	12 Months	₹ 1,99,00,000.00	6.30	21.02.2021	₹ 2,11,83,631.00	₹ 1,33,357.00	16/68
49	Canara Bank	22.02.2020	843515	12 Months	₹ 1,99,00,000.00	6.30	22.02.2021	₹ 2,11,83,631.00	₹ 1,29,927.00	16/68
50	Canara Bank	25.02.2020	843518	12 Months	₹ 1,99,00,000.00	6.30	23.02.2021	₹ 2,11,83,631.00	₹ 1,26,497.00	16/68
51	Canara Bank	24.02.2020	843521	12 Months	₹ 1,99,00,000.00	6.30	24.02.2021	₹ 2,11,83,631.00	₹ 1,23,652.00	16/68
	<b>TOTAL</b>				<b>₹ 75,67,00,000.00</b>			<b>₹ 85,00,69,939.00</b>	<b>₹ 4,14,12,282.00</b>	



Addition Investment during the Financial Year 2020-21 (JNNURM)

Sl.No	Name of Bank	Date of Investment	FDR No.	Period of Investment	Amount of Investment	Rate of Interest PA(%)	Date of Maturity	Maturity Value	Remarks (Sl.No./Page No.)	Cash Book (Sl./Page No.)
1	Canara Bank	27.07.2020	71907	12 Months	₹ 1,99,00,000.00	5.50	27.07.2021	₹ 2,10,17,281.00	03/31	4
2	Canara Bank	28.07.2020	71908	12 Months	₹ 1,99,00,000.00	5.50	28.07.2021	₹ 2,10,17,281.00	03/31	4
3	Canara Bank	29.07.2020	71909	12 Months	₹ 1,99,00,000.00	5.50	29.07.2021	₹ 2,10,17,281.00	03/31	4
4	Canara Bank	30.07.2020	71910	12 Months	₹ 1,99,00,000.00	5.50	30.07.2021	₹ 2,10,17,281.00	03/31	4
5	Canara Bank	01.08.2020	71911	12 Months	₹ 1,99,00,000.00	5.50	01.08.2021	₹ 2,10,17,281.00	03/31	4
6	Canara Bank	05.08.2020	71912	12 Months	₹ 1,99,00,000.00	5.50	05.08.2021	₹ 2,10,17,281.00	03/31	5
7	Canara Bank	06.08.2020	71913	12 Months	₹ 1,99,00,000.00	5.50	06.08.2021	₹ 2,10,17,281.00	03/31	5
8	Canara Bank	09.08.2020	71914	12 Months	₹ 1,99,00,000.00	5.50	09.08.2021	₹ 2,10,17,281.00	03/31	5
9	Canara Bank	10.08.2020	71915	12 Months	₹ 1,99,00,000.00	5.50	10.08.2021	₹ 2,10,17,281.00	03/31	5
10	Canara Bank	11.08.2020	71916	12 Months	₹ 1,99,00,000.00	5.50	11.08.2021	₹ 2,10,17,281.00	03/31	5
11	Canara Bank	14.08.2020	71917	12 Months	₹ 1,99,00,000.00	5.50	14.08.2021	₹ 2,10,17,281.00	03/31	5
12	Canara Bank	15.08.2020	71918	12 Months	₹ 1,99,00,000.00	5.50	15.08.2021	₹ 2,10,17,281.00	03/31	5
13	Canara Bank	16.08.2020	71919	12 Months	₹ 1,99,00,000.00	5.50	16.08.2021	₹ 2,10,17,281.00	03/31	5
14	Canara Bank	17.08.2020	71920	12 Months	₹ 1,99,00,000.00	5.50	17.08.2021	₹ 2,10,17,281.00	03/31	5
15	Canara Bank	18.08.2020	71922	12 Months	₹ 1,99,00,000.00	5.50	18.08.2021	₹ 2,10,17,281.00	03/31	5
16	Canara Bank	20.08.2020	71921	12 Months	₹ 15,00,000.00	5.40	20.08.2021	₹ 15,82,655.00	03/31	5
17	Bank Of Baroda	16.09.2020	1009203256	24 Month 1 Day	₹ 1,99,00,000.00	5.40	17.09.2022	₹ 2,21,61,035.00	04/31	6
18	Bank Of Baroda	16.09.2020	1009203265	24 Month 1 Day	₹ 1,99,00,000.00	5.40	17.09.2022	₹ 2,21,61,035.00	04/31	6
19	Bank Of Baroda	16.09.2020	1009203266	24 Month 1 Day	₹ 1,99,00,000.00	5.40	17.09.2022	₹ 2,21,61,035.00	04/31	6
20	Bank Of Baroda	16.09.2020	1009203267	24 Month 1 Day	₹ 1,99,00,000.00	5.40	17.09.2022	₹ 2,21,61,035.00	04/31	6
21	Bank Of Baroda	16.09.2020	1009203268	24 Month 1 Day	₹ 1,99,00,000.00	5.40	17.09.2022	₹ 2,21,61,035.00	04/31	6
22	Bank Of Baroda	16.09.2020	1009203270	24 Month 1 Day	₹ 1,99,00,000.00	5.40	17.09.2022	₹ 2,21,61,035.00	04/31	6
23	Bank Of Baroda	16.09.2020	1009203272	24 Month 1 Day	₹ 1,99,00,000.00	5.40	17.09.2022	₹ 2,21,61,035.00	04/31	6
24	Bank Of Baroda	16.09.2020	1009203273	24 Month 1 Day	₹ 1,99,00,000.00	5.40	17.09.2022	₹ 2,21,61,035.00	04/31	6
25	Bank Of Baroda	16.09.2020	1009203275	24 Month 1 Day	₹ 1,99,00,000.00	5.40	17.09.2022	₹ 2,21,61,035.00	04/31	6
26	Bank Of Baroda	16.09.2020	1009203278	24 Month 1 Day	₹ 1,99,00,000.00	5.40	17.09.2022	₹ 2,21,61,035.00	04/31	6
27	Bank Of Baroda	16.09.2020	1009203281	24 Month 1 Day	₹ 1,99,00,000.00	5.40	17.09.2022	₹ 2,21,61,035.00	04/31	6
28	Bank Of Baroda	16.09.2020	1009203286	24 Month 1 Day	₹ 1,99,00,000.00	5.40	17.09.2022	₹ 2,21,61,035.00	04/31	6
29	Bank Of Baroda	16.09.2020	1009203290	24 Month 1 Day	₹ 1,99,00,000.00	5.40	17.09.2022	₹ 2,21,61,035.00	04/31	6
30	Bank Of Baroda	16.09.2020	1009203270	24 Month 1 Day	₹ 25,00,000.00	5.40	17.09.2022	₹ 27,83,107.00	04/31	6
31	Bank Of Baroda	16.09.2020	25937	24 Month 1 Day	₹ 1,99,00,000.00	5.40	13.09.2022	₹ 2,21,61,035.00	04/31	6
32	Bank Of Baroda	16.09.2020	25939	24 Month 1 Day	₹ 1,99,00,000.00	5.40	13.09.2022	₹ 2,21,61,035.00	04/31	6



Addition Investment during the Financial Year 2020-21 (JNNURM)

Sl.No	Name of Bank	Date of Investment	FDR No.	Period of Investment	Amount of Investment	Rate of Interest PA(%)	Date of Maturity	Maturity Value	Remarks (Sl.No./ Page No.)	Cash Book (Sl./Page No.)
33	Bank Of Baroda	10.09.2020	25941	24 Month 1 Day	₹ 1,99,00,000.00	5.40	13.09.2022	₹ 2,21,61,035.00	04/31	6
34	Bank Of Baroda	10.09.2020	25944	24 Month 1 Day	₹ 1,99,00,000.00	5.40	13.09.2022	₹ 2,21,61,035.00	04/31	6
35	Bank Of Baroda	10.09.2020	25947	24 Month 1 Day	₹ 1,99,00,000.00	5.40	13.09.2022	₹ 2,21,61,035.00	04/31	6
36	Bank Of Baroda	10.09.2020	25949	24 Month 1 Day	₹ 1,99,00,000.00	5.40	13.09.2022	₹ 2,21,61,035.00	04/31	6
37	Bank Of Baroda	10.09.2020	25951	24 Month 1 Day	₹ 1,99,00,000.00	5.40	13.09.2022	₹ 2,21,61,035.00	04/31	6
38	Bank Of Baroda	10.09.2020	25952	24 Month 1 Day	₹ 1,99,00,000.00	5.40	13.09.2022	₹ 2,21,61,035.00	04/31	6
39	Bank Of Baroda	10.09.2020	25954	24 Month 1 Day	₹ 1,99,00,000.00	5.40	13.09.2022	₹ 2,21,61,035.00	04/31	6
40	Bank Of Baroda	10.09.2020	25957	24 Month 1 Day	₹ 1,99,00,000.00	5.40	13.09.2022	₹ 2,21,61,035.00	04/31	6
41	Bank Of Baroda	10.09.2020	25959	24 Month 1 Day	₹ 1,99,00,000.00	5.40	13.09.2022	₹ 2,21,61,035.00	04/31	6
42	Bank Of Baroda	10.09.2020	25962	24 Month 1 Day	₹ 1,99,00,000.00	5.40	13.09.2022	₹ 2,21,61,035.00	04/31	6
43	Union Bank	22.03.2021	30000130	25 Month	₹ 1,99,00,000.00	5.50	22.04.2023	₹ 2,23,00,982.00	05/31	12
44	Union Bank	22.03.2021	30000124	25 Month	₹ 1,99,00,000.00	5.50	22.04.2023	₹ 2,23,00,982.00	05/31	12
45	Union Bank	22.03.2021	30000122	25 Month	₹ 1,99,00,000.00	5.50	22.04.2023	₹ 2,23,00,982.00	05/31	12
46	Union Bank	22.03.2021	30000115	25 Month	₹ 1,99,00,000.00	5.50	22.04.2023	₹ 2,23,00,982.00	05/31	12
47	Union Bank	22.03.2021	30000108	25 Month	₹ 1,99,00,000.00	5.50	22.04.2023	₹ 2,23,00,982.00	05/31	12
48	Union Bank	22.03.2021	30000105	25 Month	₹ 1,99,00,000.00	5.50	22.04.2023	₹ 2,23,00,982.00	05/31	12
49	Union Bank	22.03.2021	30000098	25 Month	₹ 1,99,00,000.00	5.50	22.04.2023	₹ 2,23,00,982.00	05/31	12
50	Union Bank	22.03.2021	30000097	25 Month	₹ 1,99,00,000.00	5.50	22.04.2023	₹ 2,23,00,982.00	05/31	12
51	Union Bank	22.03.2021	30000095	25 Month	₹ 1,99,00,000.00	5.50	22.04.2023	₹ 2,23,00,982.00	05/31	12
52	Union Bank	22.03.2021	30000091	25 Month	₹ 1,99,00,000.00	5.50	22.04.2023	₹ 2,23,00,982.00	05/31	12
53	Union Bank	22.03.2021	30000082	25 Month	₹ 1,99,00,000.00	5.50	22.04.2023	₹ 2,23,00,982.00	05/31	12
54	Union Bank	22.03.2021	30000080	25 Month	₹ 1,99,00,000.00	5.50	22.04.2023	₹ 2,23,00,982.00	05/31	12
55	Union Bank	22.03.2021	30000073	25 Month	₹ 1,99,00,000.00	5.50	22.04.2023	₹ 2,23,00,982.00	05/31	12
56	Union Bank	22.03.2021	30000138	25 Month	₹ 1,13,00,000.00	5.50	22.04.2023	₹ 1,26,63,372.00	05/31	12
	<b>TOTAL</b>				₹ 1,07,00,00,000.00			₹ 1,17,62,26,990.00		



Matured from Opening During Financial Year 2020-21 (JNNURM)

Sl.No	Name of Bank	Date of Investment	FDR No.	Period of Investment	Amount of Investment	Rate of Interest P.A.(%)	Date of Maturity	Maturity Value	Total Interest Received	Opening Accrued As On 01.04.2020 To Be Reverse	Interest in 2020-21(Total Interest Less opening accrued)	Cash Book (Sl./Page No.)
1	CBI	09.10.2017	529695	1063 Days	₹ 99,00,000.00	6.50	06.09.2020	₹ 1,19,45,021.00	₹ 20,45,021.00	₹ 17,14,183.00	₹ 3,30,838.00	6
2	CBI	10.10.2017	529696	1062 Days	₹ 99,00,000.00	6.50	06.09.2020	₹ 1,19,42,911.00	₹ 20,42,911.00	₹ 17,12,131.00	₹ 3,30,780.00	6
3	CBI	11.10.2017	581508	1061 Days	₹ 99,00,000.00	6.50	06.09.2020	₹ 1,19,40,801.00	₹ 20,40,801.00	₹ 17,10,081.00	₹ 3,30,720.00	6
4	CBI	12.10.2017	581509	1060 Days	₹ 99,00,000.00	6.50	06.09.2020	₹ 1,19,38,692.00	₹ 20,38,692.00	₹ 17,08,030.00	₹ 3,30,662.00	6
5	CBI	13.10.2017	581510	1059 Days	₹ 99,00,000.00	6.50	06.09.2020	₹ 1,19,36,583.00	₹ 20,36,583.00	₹ 17,05,979.00	₹ 3,30,604.00	6
6	CBI	14.10.2017	581511	1058 Days	₹ 99,00,000.00	6.50	06.09.2020	₹ 1,19,34,475.00	₹ 20,34,475.00	₹ 17,03,929.00	₹ 3,30,546.00	6
7	CBI	15.10.2017	581512	1057 Days	₹ 99,00,000.00	6.50	06.09.2020	₹ 1,19,32,367.00	₹ 20,32,367.00	₹ 17,01,880.00	₹ 3,30,487.00	6
8	CBI	16.10.2017	581513	1056 Days	₹ 99,00,000.00	6.50	06.09.2020	₹ 1,19,30,259.00	₹ 20,30,259.00	₹ 16,99,830.00	₹ 3,30,429.00	6
9	CBI	17.10.2017	581514	1055 Days	₹ 99,00,000.00	6.50	06.09.2020	₹ 1,19,28,152.00	₹ 20,28,152.00	₹ 16,97,782.00	₹ 3,30,370.00	6
10	CBI	18.10.2017	581515	1054 Days	₹ 99,00,000.00	6.50	06.09.2020	₹ 1,19,26,045.00	₹ 20,26,045.00	₹ 16,95,733.00	₹ 3,30,312.00	6
11	CBI	20.10.2017	581516	1052 Days	₹ 99,00,000.00	6.50	06.09.2020	₹ 1,19,21,832.00	₹ 20,21,832.00	₹ 16,91,637.00	₹ 3,30,195.00	6
12	CBI	23.10.2017	581517	1049 Days	₹ 99,00,000.00	6.50	06.09.2020	₹ 1,19,15,516.00	₹ 20,15,516.00	₹ 16,85,495.00	₹ 3,30,021.00	6
13	CBI	24.10.2017	581518	1048 Days	₹ 99,00,000.00	6.50	06.09.2020	₹ 1,19,13,411.00	₹ 20,13,411.00	₹ 16,83,449.00	₹ 3,29,962.00	6
14	CBI	25.10.2017	581519	1047 Days	₹ 99,00,000.00	6.50	06.09.2020	₹ 1,19,11,307.00	₹ 20,11,307.00	₹ 16,81,403.00	₹ 3,29,904.00	6
15	CBI	26.10.2017	581520	1046 Days	₹ 99,00,000.00	6.50	06.09.2020	₹ 1,19,09,203.00	₹ 20,09,203.00	₹ 16,79,357.00	₹ 3,29,846.00	6
16	CBI	27.10.2017	581521	1045 Days	₹ 99,00,000.00	6.50	06.09.2020	₹ 1,19,07,099.00	₹ 20,07,099.00	₹ 16,77,312.00	₹ 3,29,787.00	6
17	CBI	03.11.2017	581522	1038 Days	₹ 99,00,000.00	6.50	06.09.2020	₹ 1,18,92,385.00	₹ 19,92,385.00	₹ 16,63,005.00	₹ 3,29,380.00	6
18	CBI	04.11.2017	581523	1037 Days	₹ 99,00,000.00	6.50	06.09.2020	₹ 1,18,90,284.00	₹ 19,90,284.00	₹ 16,60,962.00	₹ 3,29,322.00	6
19	CBI	05.11.2017	581524	1036 Days	₹ 99,00,000.00	6.50	06.09.2020	₹ 1,18,88,184.00	₹ 19,88,184.00	₹ 16,58,920.00	₹ 3,29,264.00	6
20	CBI	06.11.2017	581525	1035 Days	₹ 99,00,000.00	6.50	06.09.2020	₹ 1,18,86,084.00	₹ 19,86,084.00	₹ 16,56,878.00	₹ 3,29,206.00	6
21	Canara Bank	10.02.2020	843470	12 Months	₹ 1,99,00,000.00	6.30	10.02.2021	₹ 2,11,83,631.00	₹ 12,83,631.00	₹ 1,71,133.00	₹ 11,12,498.00	11
22	Canara Bank	11.02.2020	843480	12 Months	₹ 1,99,00,000.00	6.30	11.02.2021	₹ 2,11,83,631.00	₹ 12,83,631.00	₹ 1,67,696.00	₹ 11,15,935.00	11
23	Canara Bank	13.02.2020	843483	12 Months	₹ 1,99,00,000.00	6.30	13.02.2021	₹ 2,11,83,631.00	₹ 12,83,631.00	₹ 1,60,824.00	₹ 11,22,807.00	11
24	Canara Bank	14.02.2020	843484	12 Months	₹ 1,99,00,000.00	6.30	14.02.2021	₹ 2,11,83,631.00	₹ 12,83,631.00	₹ 1,57,388.00	₹ 11,26,243.00	11
25	Canara Bank	15.02.2020	843488	12 Months	₹ 1,99,00,000.00	6.30	15.02.2021	₹ 2,11,83,631.00	₹ 12,83,631.00	₹ 1,53,954.00	₹ 11,29,677.00	11
26	Canara Bank	17.02.2020	843492	12 Months	₹ 1,99,00,000.00	6.30	17.02.2021	₹ 2,11,83,631.00	₹ 12,83,631.00	₹ 1,47,086.00	₹ 11,36,545.00	11
27	Canara Bank	18.02.2020	843495	12 Months	₹ 1,99,00,000.00	6.30	18.02.2021	₹ 2,11,83,631.00	₹ 12,83,631.00	₹ 1,43,653.00	₹ 11,39,978.00	11
28	Canara Bank	19.02.2020	843498	12 Months	₹ 1,99,00,000.00	6.30	19.02.2021	₹ 2,11,83,631.00	₹ 12,83,631.00	₹ 1,40,220.00	₹ 11,43,411.00	11
29	Canara Bank	20.02.2020	843503	12 Months	₹ 1,99,00,000.00	6.30	20.02.2021	₹ 2,11,83,631.00	₹ 12,83,631.00	₹ 1,36,789.00	₹ 11,46,842.00	11
30	Canara Bank	21.02.2020	843511	12 Months	₹ 1,99,00,000.00	6.30	21.02.2021	₹ 2,11,83,631.00	₹ 12,83,631.00	₹ 1,33,357.00	₹ 11,50,274.00	11
31	Canara Bank	22.02.2020	843515	12 Months	₹ 1,99,00,000.00	6.30	22.02.2021	₹ 2,11,83,631.00	₹ 12,83,631.00	₹ 1,29,927.00	₹ 11,53,704.00	11
32	Canara Bank	23.02.2020	843518	12 Months	₹ 1,99,00,000.00	6.30	23.02.2021	₹ 2,11,83,631.00	₹ 12,83,631.00	₹ 1,26,497.00	₹ 11,57,134.00	11
33	Canara Bank	24.02.2020	843521	12 Months	₹ 1,99,00,000.00	6.30	24.02.2021	₹ 2,11,83,631.00	₹ 12,83,631.00	₹ 1,23,652.00	₹ 11,59,979.00	11
	<b>TOTAL</b>				<b>₹ 45,67,00,000.00</b>			<b>₹ 51,37,77,814.00</b>	<b>₹ 5,70,77,814.00</b>	<b>₹ 3,56,80,152.00</b>	<b>₹ 2,13,97,662.00</b>	



DELHI URBAN SHELTER IMPROVEMENT BOARD  
दिल्ली शहरी आश्रय सुधार बोर्ड

Matured from Addition During Financial Year 2020-21 (JNNURM)

Sl.No	Name of Bank	Date of Investment	FDR No.	Period of Investment	Amount of Investment	Rate of Interest PA(%)	Date of Maturity	Maturity Value	Total Interest Received	Opening Accrued As On 01.04.2020 To Be Reverse	Interest in 2020-21(Total Interest Less opening accrued)	Cash Book (Sl./Page No.)
NIL												



Closing Investment during Financial Year 2020-21 (JNNURM)

Sl.No	Name of Bank	Date of Investment	FDR No.	Period of Investment	Amount of Investment	Rate of Interest P.A.(%)	Date of Maturity	Maturity Value	No. Of Days Upto 31.03.2021	Accrued Interest as on 31.03.2021 to be taken in B/Sheet	Opening Accrued As On 01.04.2020	Accrued Interest For The Year To Taken In Income	Remarks (Sl.No./ Page No.)
1	BOI	06.12.2019	1502237	23 Months	₹ 2,00,00,000.00	6.00	06.11.2021	₹ 2,24,19,475.00	481 Days	₹ 16,32,863.00	₹ 3,82,142.00	₹ 12,50,721.00	23/59
2	BOI	06.12.2019	1502241	23 Months	₹ 2,00,00,000.00	6.00	06.11.2021	₹ 2,24,19,475.00	481 Days	₹ 16,32,863.00	₹ 3,82,142.00	₹ 12,50,721.00	23/59
3	BOI	06.12.2019	1502242	23 Months	₹ 2,00,00,000.00	6.00	06.11.2021	₹ 2,24,19,475.00	481 Days	₹ 16,32,863.00	₹ 3,82,142.00	₹ 12,50,721.00	23/59
4	BOI	06.12.2019	1502243	23 Months	₹ 2,00,00,000.00	6.00	06.11.2021	₹ 2,24,19,475.00	481 Days	₹ 16,32,863.00	₹ 3,82,142.00	₹ 12,50,721.00	23/59
5	BOI	06.12.2019	1502244	23 Months	₹ 2,00,00,000.00	6.00	06.11.2021	₹ 2,24,19,475.00	481 Days	₹ 16,32,863.00	₹ 3,82,142.00	₹ 12,50,721.00	23/59
6	BOI	06.12.2019	1502245	23 Months	₹ 2,00,00,000.00	6.00	06.11.2021	₹ 2,24,19,475.00	481 Days	₹ 16,32,863.00	₹ 3,82,142.00	₹ 12,50,721.00	23/59
7	BOI	06.12.2019	1502246	23 Months	₹ 2,00,00,000.00	6.00	06.11.2021	₹ 2,24,19,475.00	481 Days	₹ 16,32,863.00	₹ 3,82,142.00	₹ 12,50,721.00	23/59
8	BOI	06.12.2019	1502247	23 Months	₹ 2,00,00,000.00	6.00	06.11.2021	₹ 2,24,19,475.00	481 Days	₹ 16,32,863.00	₹ 3,82,142.00	₹ 12,50,721.00	23/59
9	BOI	06.12.2019	1502248	23 Months	₹ 2,00,00,000.00	6.00	06.11.2021	₹ 2,24,19,475.00	481 Days	₹ 16,32,863.00	₹ 3,82,142.00	₹ 12,50,721.00	23/59
10	BOI	06.12.2019	1502249	23 Months	₹ 2,00,00,000.00	6.00	06.11.2021	₹ 2,24,19,475.00	481 Days	₹ 16,32,863.00	₹ 3,82,142.00	₹ 12,50,721.00	23/59
11	BOI	06.12.2019	1502250	23 Months	₹ 2,00,00,000.00	6.00	06.11.2021	₹ 2,24,19,475.00	481 Days	₹ 16,32,863.00	₹ 3,82,142.00	₹ 12,50,721.00	23/59
12	BOI	06.12.2019	1502162	23 Months	₹ 2,00,00,000.00	6.00	06.11.2021	₹ 2,24,19,475.00	481 Days	₹ 16,32,863.00	₹ 3,82,142.00	₹ 12,50,721.00	23/59
13	BOI	06.12.2019	1502163	23 Months	₹ 2,00,00,000.00	6.00	06.11.2021	₹ 2,24,19,475.00	481 Days	₹ 16,32,863.00	₹ 3,82,142.00	₹ 12,50,721.00	23/59
14	BOI	06.12.2019	1502167	23 Months	₹ 2,00,00,000.00	6.00	06.11.2021	₹ 2,24,19,475.00	481 Days	₹ 16,32,863.00	₹ 3,82,142.00	₹ 12,50,721.00	23/59
15	BOI	06.12.2019	1502168	23 Months	₹ 2,00,00,000.00	6.00	06.11.2021	₹ 2,24,19,475.00	481 Days	₹ 16,32,863.00	₹ 3,82,142.00	₹ 12,50,721.00	23/59
16	Canara Bank	27.07.2020	71907	12 Months	₹ 1,99,00,000.00	5.50	27.07.2021	₹ 2,10,17,281.00	247 Days	₹ 7,49,381.00	-	₹ 7,49,381.00	03/31
17	Canara Bank	28.07.2020	71908	12 Months	₹ 1,99,00,000.00	5.50	28.07.2021	₹ 2,10,17,281.00	246 Days	₹ 7,46,291.00	-	₹ 7,46,291.00	03/31
18	Canara Bank	29.07.2020	71909	12 Months	₹ 1,99,00,000.00	5.50	29.07.2021	₹ 2,10,17,281.00	245 Days	₹ 7,43,201.00	-	₹ 7,43,201.00	03/31
19	Canara Bank	30.07.2020	71910	12 Months	₹ 1,99,00,000.00	5.50	30.07.2021	₹ 2,10,17,281.00	244 Days	₹ 7,40,112.00	-	₹ 7,40,112.00	03/31
20	Canara Bank	01.08.2020	71911	12 Months	₹ 1,99,00,000.00	5.50	01.08.2021	₹ 2,10,17,281.00	242 Days	₹ 7,33,935.00	-	₹ 7,33,935.00	03/31
21	Canara Bank	05.08.2020	71912	12 Months	₹ 1,99,00,000.00	5.50	05.08.2021	₹ 2,10,17,281.00	238 Days	₹ 7,21,586.00	-	₹ 7,21,586.00	03/31
22	Canara Bank	06.08.2020	71913	12 Months	₹ 1,99,00,000.00	5.50	06.08.2021	₹ 2,10,17,281.00	237 Days	₹ 7,18,500.00	-	₹ 7,18,500.00	03/31
23	Canara Bank	09.08.2020	71914	12 Months	₹ 1,99,00,000.00	5.50	09.08.2021	₹ 2,10,17,281.00	234 Days	₹ 7,09,245.00	-	₹ 7,09,245.00	03/31
24	Canara Bank	10.08.2020	71915	12 Months	₹ 1,99,00,000.00	5.50	10.08.2021	₹ 2,10,17,281.00	233 Days	₹ 7,06,161.00	-	₹ 7,06,161.00	03/31
25	Canara Bank	11.08.2020	71916	12 Months	₹ 1,99,00,000.00	5.50	11.08.2021	₹ 2,10,17,281.00	232 Days	₹ 7,03,077.00	-	₹ 7,03,077.00	03/31
26	Canara Bank	14.08.2020	71917	12 Months	₹ 1,99,00,000.00	5.50	14.08.2021	₹ 2,10,17,281.00	229 Days	₹ 6,93,829.00	-	₹ 6,93,829.00	03/31
27	Canara Bank	15.08.2020	71918	12 Months	₹ 1,99,00,000.00	5.50	15.08.2021	₹ 2,10,17,281.00	228 Days	₹ 6,90,747.00	-	₹ 6,90,747.00	03/31
28	Canara Bank	16.08.2020	71919	12 Months	₹ 1,99,00,000.00	5.50	16.08.2021	₹ 2,10,17,281.00	227 Days	₹ 6,87,666.00	-	₹ 6,87,666.00	03/31
29	Canara Bank	17.08.2020	71920	12 Months	₹ 1,99,00,000.00	5.50	17.08.2021	₹ 2,10,17,281.00	226 Days	₹ 6,84,585.00	-	₹ 6,84,585.00	03/31
30	Canara Bank	18.08.2020	71922	12 Months	₹ 1,99,00,000.00	5.50	18.08.2021	₹ 2,10,17,281.00	225 Days	₹ 6,81,505.00	-	₹ 6,81,505.00	03/31
31	Canara Bank	20.08.2020	71921	12 Months	₹ 15,00,000.00	5.40	20.08.2021	₹ 15,82,655.00	223 Days	₹ 49,970.00	-	₹ 49,970.00	03/31
32	Bank Of Baroda	16.09.2020	1009203256	24 Month 1 Day	₹ 1,99,00,000.00	5.40	17.09.2022	₹ 2,21,61,035.00	196 Days	₹ 5,81,519.00	-	₹ 5,81,519.00	04/31
33	Bank Of Baroda	16.09.2020	1009203265	24 Month 1 Day	₹ 1,99,00,000.00	5.40	17.09.2022	₹ 2,21,61,035.00	196 Days	₹ 5,81,519.00	-	₹ 5,81,519.00	04/31
34	Bank Of Baroda	16.09.2020	1009203266	24 Month 1 Day	₹ 1,99,00,000.00	5.40	17.09.2022	₹ 2,21,61,035.00	196 Days	₹ 5,81,519.00	-	₹ 5,81,519.00	04/31
35	Bank Of Baroda	16.09.2020	1009203267	24 Month 1 Day	₹ 1,99,00,000.00	5.40	17.09.2022	₹ 2,21,61,035.00	196 Days	₹ 5,81,519.00	-	₹ 5,81,519.00	04/31
36	Bank Of Baroda	16.09.2020	1009203268	24 Month 1 Day	₹ 1,99,00,000.00	5.40	17.09.2022	₹ 2,21,61,035.00	196 Days	₹ 5,81,519.00	-	₹ 5,81,519.00	04/31
37	Bank Of Baroda	16.09.2020	1009203270	24 Month 1 Day	₹ 1,99,00,000.00	5.40	17.09.2022	₹ 2,21,61,035.00	196 Days	₹ 5,81,519.00	-	₹ 5,81,519.00	04/31
38	Bank Of Baroda	16.09.2020	1009203272	24 Month 1 Day	₹ 1,99,00,000.00	5.40	17.09.2022	₹ 2,21,61,035.00	196 Days	₹ 5,81,519.00	-	₹ 5,81,519.00	04/31
39	Bank Of Baroda	16.09.2020	1009203273	24 Month 1 Day	₹ 1,99,00,000.00	5.40	17.09.2022	₹ 2,21,61,035.00	196 Days	₹ 5,81,519.00	-	₹ 5,81,519.00	04/31
40	Bank Of Baroda	16.09.2020	1009203275	24 Month 1 Day	₹ 1,99,00,000.00	5.40	17.09.2022	₹ 2,21,61,035.00	196 Days	₹ 5,81,519.00	-	₹ 5,81,519.00	04/31
41	Bank Of Baroda	16.09.2020	1009203278	24 Month 1 Day	₹ 1,99,00,000.00	5.40	17.09.2022	₹ 2,21,61,035.00	196 Days	₹ 5,81,519.00	-	₹ 5,81,519.00	04/31
42	Bank Of Baroda	16.09.2020	1009203281	24 Month 1 Day	₹ 1,99,00,000.00	5.40	17.09.2022	₹ 2,21,61,035.00	196 Days	₹ 5,81,519.00	-	₹ 5,81,519.00	04/31
43	Bank Of Baroda	16.09.2020	1009203286	24 Month 1 Day	₹ 1,99,00,000.00	5.40	17.09.2022	₹ 2,21,61,035.00	196 Days	₹ 5,81,519.00	-	₹ 5,81,519.00	04/31



Closing Investment during Financial Year 2020-21 (JNNURM)													
Sl.No	Name of Bank	Date of Investment	FDR No.	Period of Investment	Amount of Investment	Rate of Interest P.A(%)	Date of Maturity	Maturity Value	No. Of Days Upto 31.03.2021	Accrued Interest as on 31.03.2021 to be taken in B/S/Sheet	Opening Accrued As On 01.04.2020	Accrued Interest For The Year To Taken In Income	Remarks (Sl.No./ Page No.)
44	Bank Of Baroda	16.09.2020	1009203290	24 Month 1 Day	₹ 1,99,00,000.00	5.40	17.09.2022	₹ 2,21,61,035.00	196 Days	₹ 5,81,519.00	-	₹ 5,81,519.00	04/31
45	Bank Of Baroda	16.09.2020	1003203270	24 Month 1 Day	₹ 25,00,000.00	5.40	17.09.2022	₹ 27,83,107.00	196 Days	₹ 5,81,519.00	-	₹ 5,81,519.00	04/31
46	Bank Of Baroda	10.09.2020	25937	24 Month 1 Day	₹ 1,99,00,000.00	5.40	13.09.2022	₹ 2,21,61,035.00	202 Days	₹ 5,99,587.00	-	₹ 5,99,587.00	04/31
47	Bank Of Baroda	10.09.2020	25939	24 Month 1 Day	₹ 1,99,00,000.00	5.40	13.09.2022	₹ 2,21,61,035.00	202 Days	₹ 5,99,587.00	-	₹ 5,99,587.00	04/31
48	Bank Of Baroda	10.09.2020	25941	24 Month 1 Day	₹ 1,99,00,000.00	5.40	13.09.2022	₹ 2,21,61,035.00	202 Days	₹ 5,99,587.00	-	₹ 5,99,587.00	04/31
49	Bank Of Baroda	10.09.2020	25944	24 Month 1 Day	₹ 1,99,00,000.00	5.40	13.09.2022	₹ 2,21,61,035.00	202 Days	₹ 5,99,587.00	-	₹ 5,99,587.00	04/31
50	Bank Of Baroda	10.09.2020	25947	24 Month 1 Day	₹ 1,99,00,000.00	5.40	13.09.2022	₹ 2,21,61,035.00	202 Days	₹ 5,99,587.00	-	₹ 5,99,587.00	04/31
51	Bank Of Baroda	10.09.2020	25949	24 Month 1 Day	₹ 1,99,00,000.00	5.40	13.09.2022	₹ 2,21,61,035.00	202 Days	₹ 5,99,587.00	-	₹ 5,99,587.00	04/31
52	Bank Of Baroda	10.09.2020	25951	24 Month 1 Day	₹ 1,99,00,000.00	5.40	13.09.2022	₹ 2,21,61,035.00	202 Days	₹ 5,99,587.00	-	₹ 5,99,587.00	04/31
53	Bank Of Baroda	10.09.2020	25952	24 Month 1 Day	₹ 1,99,00,000.00	5.40	13.09.2022	₹ 2,21,61,035.00	202 Days	₹ 5,99,587.00	-	₹ 5,99,587.00	04/31
54	Bank Of Baroda	10.09.2020	25954	24 Month 1 Day	₹ 1,99,00,000.00	5.40	13.09.2022	₹ 2,21,61,035.00	202 Days	₹ 5,99,587.00	-	₹ 5,99,587.00	04/31
55	Bank Of Baroda	10.09.2020	25957	24 Month 1 Day	₹ 1,99,00,000.00	5.40	13.09.2022	₹ 2,21,61,035.00	202 Days	₹ 5,99,587.00	-	₹ 5,99,587.00	04/31
56	Bank Of Baroda	10.09.2020	25959	24 Month 1 Day	₹ 1,99,00,000.00	5.40	13.09.2022	₹ 2,21,61,035.00	202 Days	₹ 5,99,587.00	-	₹ 5,99,587.00	04/31
57	Bank Of Baroda	10.09.2020	25962	24 Month 1 Day	₹ 1,99,00,000.00	5.40	13.09.2022	₹ 2,21,61,035.00	202 Days	₹ 5,99,587.00	-	₹ 5,99,587.00	04/31
58	Union Bank	22.03.2021	30000130	25 Month	₹ 1,99,00,000.00	5.50	22.04.2023	₹ 2,23,00,982.00	9 Days	₹ 26,987.00	-	₹ 26,987.00	05/31
59	Union Bank	22.03.2021	30000124	25 Month	₹ 1,99,00,000.00	5.50	22.04.2023	₹ 2,23,00,982.00	9 Days	₹ 26,987.00	-	₹ 26,987.00	05/31
60	Union Bank	22.03.2021	30000122	25 Month	₹ 1,99,00,000.00	5.50	22.04.2023	₹ 2,23,00,982.00	9 Days	₹ 26,987.00	-	₹ 26,987.00	05/31
61	Union Bank	22.03.2021	30000115	25 Month	₹ 1,99,00,000.00	5.50	22.04.2023	₹ 2,23,00,982.00	9 Days	₹ 26,987.00	-	₹ 26,987.00	05/31
62	Union Bank	22.03.2021	30000108	25 Month	₹ 1,99,00,000.00	5.50	22.04.2023	₹ 2,23,00,982.00	9 Days	₹ 26,987.00	-	₹ 26,987.00	05/31
63	Union Bank	22.03.2021	30000105	25 Month	₹ 1,99,00,000.00	5.50	22.04.2023	₹ 2,23,00,982.00	9 Days	₹ 26,987.00	-	₹ 26,987.00	05/31
64	Union Bank	22.03.2021	30000098	25 Month	₹ 1,99,00,000.00	5.50	22.04.2023	₹ 2,23,00,982.00	9 Days	₹ 26,987.00	-	₹ 26,987.00	05/31
65	Union Bank	22.03.2021	30000097	25 Month	₹ 1,99,00,000.00	5.50	22.04.2023	₹ 2,23,00,982.00	9 Days	₹ 26,987.00	-	₹ 26,987.00	05/31
66	Union Bank	22.03.2021	30000095	25 Month	₹ 1,99,00,000.00	5.50	22.04.2023	₹ 2,23,00,982.00	9 Days	₹ 26,987.00	-	₹ 26,987.00	05/31
67	Union Bank	22.03.2021	30000091	25 Month	₹ 1,99,00,000.00	5.50	22.04.2023	₹ 2,23,00,982.00	9 Days	₹ 26,987.00	-	₹ 26,987.00	05/31
68	Union Bank	22.03.2021	30000082	25 Month	₹ 1,99,00,000.00	5.50	22.04.2023	₹ 2,23,00,982.00	9 Days	₹ 26,987.00	-	₹ 26,987.00	05/31
69	Union Bank	22.03.2021	30000080	25 Month	₹ 1,99,00,000.00	5.50	22.04.2023	₹ 2,23,00,982.00	9 Days	₹ 26,987.00	-	₹ 26,987.00	05/31
70	Union Bank	22.03.2021	30000073	25 Month	₹ 1,99,00,000.00	5.50	22.04.2023	₹ 2,23,00,982.00	9 Days	₹ 26,987.00	-	₹ 26,987.00	05/31
71	Union Bank	22.03.2021	30000138	25 Month	₹ 1,13,00,000.00	5.50	22.04.2023	₹ 1,26,63,372.00	9 Days	₹ 26,987.00	-	₹ 26,987.00	05/31
	<b>TOTAL</b>				<b>₹ 1,37,00,00,000.00</b>			<b>₹ 1,51,25,19,115.00</b>		<b>₹ 5,09,66,864.00</b>		<b>₹ 4,52,34,734.00</b>	

NOTE: ACCRUED INTEREST FORMULA :

(i)  $A = P[1 + (r/4)^n] - P$  (FOR PERIOD MORE THAN 90 DAYS)

(ii)  $A = P (1 + rt)$  (FOR PERIOD LESS THAN 90 DAYS)



Opening Investment as on 01.04.2020 (JNNURM SIF)												
Sl.No	Name of Bank	Date of Investment	FDR No.	Period of Investment	Amount of Investment	Rate of Interest PA(%)	Date of Maturity	Maturity Value	Accrued Interest as on 01.04.2020	Remarks (Sl.No./ Page No.)		
1	CBI	06.10.2017	581609	1066 Days	₹ 99,00,000.00	6.50	06.09.2020	₹ 1,19,51,353.00	₹ 17,20,340.00	39/52		
2	CBI	06.10.2017	581607	1066 Days	₹ 99,00,000.00	6.50	06.09.2020	₹ 1,19,51,353.00	₹ 17,20,340.00	39/52		
3	Indian Bank	06.11.2019	276258	1 year	₹ 6,00,00,000.00	6.10	06.11.2020	₹ 6,37,44,577.00	₹ 14,70,684.00	14/68		
4	Indian Bank	06.11.2019	276257	1 year	₹ 7,75,00,000.00	6.10	06.11.2020	₹ 8,23,36,745.00	₹ 18,99,634.00	14/68		
5	Allahabad Bank	15.02.2020	50513806812	1 year	₹ 1,99,00,000.00	6.45	15.02.2021	₹ 2,12,14,931.00	₹ 1,58,246.00	15/68		
6	Allahabad Bank	17.02.2020	50514021505	1 year	₹ 1,99,00,000.00	6.45	17.02.2021	₹ 2,12,14,931.00	₹ 1,51,212.00	15/68		
7	Allahabad Bank	18.02.2020	50514129893	1 year	₹ 1,99,00,000.00	6.45	18.02.2021	₹ 2,12,14,931.00	₹ 1,47,696.00	15/68		
8	Allahabad Bank	19.02.2020	50514258558	1 year	₹ 1,99,00,000.00	6.45	19.02.2021	₹ 2,12,14,931.00	₹ 1,44,179.00	15/68		
9	Allahabad Bank	25.02.2020	50514833506	1 year	₹ 1,99,00,000.00	6.45	25.02.2021	₹ 2,12,14,931.00	₹ 1,23,080.00	15/68		
10	Allahabad Bank	26.02.2020	50514956878	1 year	₹ 1,99,00,000.00	6.45	26.02.2021	₹ 2,12,14,931.00	₹ 1,19,563.00	15/68		
11	Allahabad Bank	27.02.2020	50515102847	1 year	₹ 1,99,00,000.00	6.45	27.02.2021	₹ 2,12,14,931.00	₹ 1,16,046.00	15/68		
12	Allahabad Bank	28.02.2020	50515184810	1 year	₹ 1,99,00,000.00	6.45	28.02.2021	₹ 2,12,14,931.00	₹ 1,12,530.00	15/68		
13	Allahabad Bank	29.02.2020	50515380246	1 year	₹ 98,00,000.00	6.45	29.02.2021	₹ 1,04,47,554.00	₹ 53,685.00	15/68		
	<b>TOTAL</b>				<b>₹ 32,63,00,000.00</b>			<b>₹ 35,01,51,030.00</b>	<b>₹ 79,37,235.00</b>			



Addition Investment during the Financial Year 2020-21 (JNNURM SIF)

Sl.No	Name of Bank	Date of Investment	FDR No.	Period of Investement	Amount of Investment	Rate of Interest PA(%)	Date of Maturity	Maturity Value	Remarks (Sl.No./ Page No.)	Cash Book (Sl./Page No.)
1	Bank of Baroda	21.11.2020	54938	24 Month 15 Days	₹ 1,99,00,000.00	5.40	31.02.2022	₹ 2,21,61,035.00	04/51	8
2	Bank of Baroda	21.11.2020	54940	24 Month 15 Days	₹ 1,99,00,000.00	5.40	31.02.2022	₹ 2,21,61,035.00	04/51	8
3	Bank of Baroda	21.11.2020	54942	24 Month 15 Days	₹ 1,99,00,000.00	5.40	31.02.2022	₹ 2,21,61,035.00	04/51	8
4	Bank of Baroda	21.11.2020	54944	24 Month 15 Days	₹ 1,99,00,000.00	5.40	31.02.2022	₹ 2,21,61,035.00	04/51	8
5	Bank of Baroda	21.11.2020	54945	24 Month 15 Days	₹ 1,99,00,000.00	5.40	31.02.2022	₹ 2,21,61,035.00	04/51	8
6	Bank of Baroda	21.11.2020	54946	24 Month 15 Days	₹ 1,99,00,000.00	5.40	31.02.2022	₹ 2,21,61,035.00	04/51	8
7	Bank of Baroda	21.11.2020	54947	24 Month 15 Days	₹ 1,99,00,000.00	5.40	31.02.2022	₹ 2,21,61,035.00	04/51	8
8	Bank of Baroda	21.11.2020	54948	24 Month 15 Days	₹ 1,99,00,000.00	5.40	31.02.2022	₹ 2,21,61,035.00	04/51	8
9	Bank of Baroda	21.11.2020	54939	24 Month 15 Days	₹ 1,08,00,000.00	5.40	31.02.2022	₹ 1,20,31,033.00	04/51	8
10	Bank of Baroda	05.03.2021	54999	25 Month	₹ 1,99,00,000.00	5.50	05.04.2023	₹ 2,22,99,030.00	04/51	11
11	Bank of Baroda	05.03.2021	55000	25 Month	₹ 1,99,00,000.00	5.50	05.04.2023	₹ 2,22,99,030.00	04/51	11
12	Bank of Baroda	05.03.2021	55001	25 Month	₹ 1,99,00,000.00	5.50	05.04.2023	₹ 2,22,99,030.00	04/51	11
13	Bank of Baroda	05.03.2021	55002	25 Month	₹ 1,99,00,000.00	5.50	05.04.2023	₹ 2,22,99,030.00	04/51	12
14	Bank of Baroda	05.03.2021	55004	25 Month	₹ 1,99,00,000.00	5.50	05.04.2023	₹ 2,22,99,030.00	04/51	12
15	Bank of Baroda	05.03.2021	55005	25 Month	₹ 1,99,00,000.00	5.50	05.04.2023	₹ 2,22,99,030.00	04/51	12
16	Bank of Baroda	05.03.2021	55006	25 Month	₹ 1,99,00,000.00	5.50	05.04.2023	₹ 2,22,99,030.00	04/51	12
17	Bank of Baroda	05.03.2021	55007	25 Month	₹ 1,99,00,000.00	5.50	05.04.2023	₹ 2,22,99,030.00	04/51	12
18	Bank of Baroda	05.03.2021	55008	25 Month	₹ 1,99,00,000.00	5.50	05.04.2023	₹ 2,22,99,030.00	04/51	12
19	Bank of Baroda	05.03.2021	55009	25 Month	₹ 9,00,000.00	5.50	05.04.2023	₹ 10,08,498.00	04/51	12
	<b>TOTAL</b>				<b>₹ 35,00,00,000.00</b>			<b>₹ 39,10,19,081.00</b>		



Matured from Opening During Financial Year 2020-21 (JNNURM SIF)												
Sl.No	Name of Bank	Date of Investment	FDR No.	Period of Investment	Amount of Investment	Rate of Interest P.A.(%)	Date of Maturity	Maturity Value	Total Interest Received	Opening Accrued As On 01.04.2020 To Be Reverse	2020-21 (Total) Interest Less opening accrued)	Cash Book (Page No.)
1	CBI	06.10.2017	581609	1066 Days	₹ 99,00,000.00	6.50	06.09.2020	₹ 1,19,77,981.00	₹ 20,77,981.00	₹ 17,20,340.00	₹ 3,57,641.00	8
2	CBI	06.10.2017	581607	1066 Days	₹ 99,00,000.00	6.50	06.09.2020	₹ 1,19,80,089.00	₹ 20,80,089.00	₹ 17,20,340.00	₹ 3,59,749.00	8
3	Indian Bank	06.11.2019	276258	1 year	₹ 6,00,00,000.00	6.10	06.11.2020	₹ 6,37,44,577.00	₹ 37,44,577.00	₹ 14,70,684.00	₹ 22,73,893.00	8
4	Indian Bank	06.11.2019	276257	1 year	₹ 7,75,00,000.00	6.10	06.11.2020	₹ 8,23,36,745.00	₹ 48,36,745.00	₹ 18,99,634.00	₹ 29,37,111.00	8
5	Allahabad Bank	15.02.2020	5.0514E+10	1 year	₹ 1,99,00,000.00	6.45	15.02.2021	₹ 2,12,14,931.00	₹ 13,14,931.00	₹ 1,58,246.00	₹ 11,56,685.00	11
6	Allahabad Bank	17.02.2020	5.0514E+10	1 year	₹ 1,99,00,000.00	6.45	17.02.2021	₹ 2,12,14,931.00	₹ 13,14,931.00	₹ 1,51,212.00	₹ 11,63,719.00	11
7	Allahabad Bank	18.02.2020	5.0514E+10	1 year	₹ 1,99,00,000.00	6.45	18.02.2021	₹ 2,12,14,931.00	₹ 13,14,931.00	₹ 1,47,696.00	₹ 11,67,235.00	11
8	Allahabad Bank	19.02.2020	5.0514E+10	1 year	₹ 1,99,00,000.00	6.45	19.02.2021	₹ 2,12,14,931.00	₹ 13,14,931.00	₹ 1,44,179.00	₹ 11,70,752.00	11
9	Allahabad Bank	25.02.2020	5.0515E+10	1 year	₹ 1,99,00,000.00	6.45	25.02.2021	₹ 2,12,14,931.00	₹ 13,14,931.00	₹ 1,23,080.00	₹ 11,91,851.00	11
10	Allahabad Bank	26.02.2020	5.0515E+10	1 year	₹ 1,99,00,000.00	6.45	26.02.2021	₹ 2,12,14,931.00	₹ 13,14,931.00	₹ 1,19,563.00	₹ 11,95,368.00	11
11	Allahabad Bank	27.02.2020	5.0515E+10	1 year	₹ 1,99,00,000.00	6.45	27.02.2021	₹ 2,12,14,931.00	₹ 13,14,931.00	₹ 1,16,046.00	₹ 11,98,885.00	12
12	Allahabad Bank	28.02.2020	5.0515E+10	1 year	₹ 1,99,00,000.00	6.45	28.02.2021	₹ 2,12,14,931.00	₹ 13,14,931.00	₹ 1,12,530.00	₹ 12,02,401.00	12
13	Allahabad Bank	29.02.2020	5.0515E+10	1 year	₹ 98,00,000.00	6.45	29.02.2021	₹ 1,04,47,554.00	₹ 6,47,554.00	₹ 53,685.00	₹ 5,93,869.00	12
<b>TOTAL</b>								<b>₹ 35,02,06,394.00</b>	<b>₹ 2,39,06,394.00</b>	<b>₹ 79,37,235.00</b>		

Matured from Addition Investment During Financial Year 2020-21 (JNNURM SIF)												
Sl.No	Name of Bank	Date of Investment	FDR No.	Period of Investment	Amount of Investment	Rate of Interest P.A.(%)	Date of Maturity	Maturity Value	Total Interest Received	Opening Accrued As On 01.04.2020 To Be Reverse	2020-21 (Total) Interest in 2020-21	Cash Book (SI./Page No.)
NIL												

Note:

The maturity value for Serial Nos. 5 to 13, amounting to ₹16,90,00,000/-, has been matured and recorded in the cash book as follows:

- ₹9,95,00,000/- recorded on Page No. 11
- ₹2,00,00,000/- recorded on Page No. 11
- ₹4,95,00,000/- recorded on Page No. 12



Closing Investment during Financial Year 2020-21 (JUNJURM SIF)													
Sl.No	Name of Bank	Date of Investment	FDR No.	Period of Investment	Amount of Investment	Rate of Interest P.A.(%)	Date of Maturity	Maturity Value	No. Of Days upto 31.03.2021	Accrued Interest as on 31.03.2021 taken in B/Sheet	Opening Accrued As On 01.04.2020	Accrued Interest For The Year To Taken In Income	Remarks (Sl.No./ Page No.)
1	Bank of Baroda	21.11.2020	54938	24 Month 15 Days	₹ 1,99,00,000.00	5.40	31.02.2022	₹ 2,21,61,035.00	130 Days	₹ 3,82,734.00	-	₹ 3,82,734.00	04/51
2	Bank of Baroda	21.11.2020	54940	24 Month 15 Days	₹ 1,99,00,000.00	5.40	31.02.2022	₹ 2,21,61,035.00	130 Days	₹ 3,82,734.00	-	₹ 3,82,734.00	04/51
3	Bank of Baroda	21.11.2020	54942	24 Month 15 Days	₹ 1,99,00,000.00	5.40	31.02.2022	₹ 2,21,61,035.00	130 Days	₹ 3,82,734.00	-	₹ 3,82,734.00	04/51
4	Bank of Baroda	21.11.2020	54944	24 Month 15 Days	₹ 1,99,00,000.00	5.40	31.02.2022	₹ 2,21,61,035.00	130 Days	₹ 3,82,734.00	-	₹ 3,82,734.00	04/51
5	Bank of Baroda	21.11.2020	54945	24 Month 15 Days	₹ 1,99,00,000.00	5.40	31.02.2022	₹ 2,21,61,035.00	130 Days	₹ 3,82,734.00	-	₹ 3,82,734.00	04/51
6	Bank of Baroda	21.11.2020	54946	24 Month 15 Days	₹ 1,99,00,000.00	5.40	31.02.2022	₹ 2,21,61,035.00	130 Days	₹ 3,82,734.00	-	₹ 3,82,734.00	04/51
7	Bank of Baroda	21.11.2020	54947	24 Month 15 Days	₹ 1,99,00,000.00	5.40	31.02.2022	₹ 2,21,61,035.00	130 Days	₹ 3,82,734.00	-	₹ 3,82,734.00	04/51
8	Bank of Baroda	21.11.2020	54948	24 Month 15 Days	₹ 1,99,00,000.00	5.40	31.02.2022	₹ 2,21,61,035.00	130 Days	₹ 3,82,734.00	-	₹ 3,82,734.00	04/51
9	Bank of Baroda	21.11.2020	54939	24 Month 15 Days	₹ 1,08,00,000.00	5.40	31.02.2022	₹ 1,20,31,033.00	130 Days	₹ 3,82,734.00	-	₹ 3,82,734.00	04/51
10	Bank of Baroda	05.03.2021	54999	25 Month	₹ 1,99,00,000.00	5.50	05.04.2023	₹ 2,22,99,030.00	26 Days	₹ 77,964.00	-	₹ 77,964.00	04/51
11	Bank of Baroda	05.03.2021	55000	25 Month	₹ 1,99,00,000.00	5.50	05.04.2023	₹ 2,22,99,030.00	26 Days	₹ 77,964.00	-	₹ 77,964.00	04/51
12	Bank of Baroda	05.03.2021	55001	25 Month	₹ 1,99,00,000.00	5.50	05.04.2023	₹ 2,22,99,030.00	26 Days	₹ 77,964.00	-	₹ 77,964.00	04/51
13	Bank of Baroda	05.03.2021	55002	25 Month	₹ 1,99,00,000.00	5.50	05.04.2023	₹ 2,22,99,030.00	26 Days	₹ 77,964.00	-	₹ 77,964.00	04/51
14	Bank of Baroda	05.03.2021	55004	25 Month	₹ 1,99,00,000.00	5.50	05.04.2023	₹ 2,22,99,030.00	26 Days	₹ 77,964.00	-	₹ 77,964.00	04/51
15	Bank of Baroda	05.03.2021	55005	25 Month	₹ 1,99,00,000.00	5.50	05.04.2023	₹ 2,22,99,030.00	26 Days	₹ 77,964.00	-	₹ 77,964.00	04/51
16	Bank of Baroda	05.03.2021	55006	25 Month	₹ 1,99,00,000.00	5.50	05.04.2023	₹ 2,22,99,030.00	26 Days	₹ 77,964.00	-	₹ 77,964.00	04/51
17	Bank of Baroda	05.03.2021	55007	25 Month	₹ 1,99,00,000.00	5.50	05.04.2023	₹ 2,22,99,030.00	26 Days	₹ 77,964.00	-	₹ 77,964.00	04/51
18	Bank of Baroda	05.03.2021	55008	25 Month	₹ 1,99,00,000.00	5.50	05.04.2023	₹ 2,22,99,030.00	26 Days	₹ 77,964.00	-	₹ 77,964.00	04/51
19	Bank of Baroda	05.03.2021	55009	25 Month	₹ 9,00,000.00	5.50	05.04.2023	₹ 10,08,498.00	26 Days	₹ 77,964.00	-	₹ 77,964.00	04/51
	<b>TOTAL</b>				<b>₹ 35,00,00,000.00</b>			<b>₹ 39,10,19,081.00</b>				<b>₹ 42,24,246.00</b>	

NOTE: ACCRUED INTEREST FORMULA :

(i)  $A = P[1 + (r/4)^4] - P$  (FOR PERIOD MORE THAN 90 DAYS)

(ii)  $A = P (1 + r)$  (FOR PERIOD LESS THAN 90 DAYS)



DELHI URBAN SHELTER IMPROVEMENT BOARD  
दिल्ली शहरी आश्रय सुधार बोर्ड

Opening Investment as on 01.04.2020 (LOA)

Sl.No	Name of Bank	Date of Investment	FDR No.	Period of Investment	Amount of Investment	Rate of Interest PA(%)	Date of Maturity	Maturity Value	Accrued Interest as on 01.04.2020	Remarks (Sl.No./ Page No.)
1	Allahabad Bank	06.06.2017	815695	2 Years 11 Months	₹ 95,00,000.00	6.75	06.05.2020	₹ 1,15,48,848.00	₹ 19,73,024	01/52
2	Allahabad Bank	06.06.2017	815696	1064 days	₹ 95,00,000.00	6.75	06.05.2020	₹ 1,15,46,736.00	₹ 19,73,024	01/52
3	Allahabad Bank	06.06.2017	815697	1063 days	₹ 99,00,000.00	6.75	06.05.2020	₹ 1,20,30,713.00	₹ 20,56,098	01/52
4	Allahabad Bank	06.06.2017	815698	1062 days	₹ 99,00,000.00	6.75	06.05.2020	₹ 1,20,28,512.00	₹ 20,56,098	01/52
5	Allahabad Bank	06.06.2017	815701	1059 days	₹ 99,00,000.00	6.75	06.05.2020	₹ 1,20,21,910.00	₹ 20,56,098	01/52
6	Allahabad Bank	06.06.2017	815702	1058 days	₹ 99,00,000.00	6.75	06.05.2020	₹ 1,20,19,709.00	₹ 20,56,098	01/52
7	Allahabad Bank	06.06.2017	815705	1057 days	₹ 99,00,000.00	6.75	06.05.2020	₹ 1,20,17,508.00	₹ 20,56,098	01/52
8	Allahabad Bank	06.06.2017	815706	1056 days	₹ 99,00,000.00	6.75	06.05.2020	₹ 1,20,15,307.00	₹ 20,56,098	01/52
9	Allahabad Bank	06.06.2017	815707	1055 days	₹ 56,00,000.00	6.75	06.05.2020	₹ 67,95,293.00	₹ 11,63,046	01/52
10	CBI	12.07.2017	529633	1066 days	₹ 99,00,000.00	6.50	12.06.2020	₹ 1,19,49,057.00	₹ 18,98,223	01/54
11	CBI	13.07.2017	529636	1065 days	₹ 41,00,000.00	6.50	12.06.2020	₹ 49,47,728.00	₹ 18,96,139	01/54
12	Canara Bank	01.04.2019	621621	555 Days	₹ 2,49,511.00	7.10	06.10.2020	₹ 2,77,714.00	₹ 18,245	19/73
13	Canara Bank	01.04.2019	621620	555 Days	₹ 1,93,844.00	7.10	06.10.2020	₹ 2,15,738.00	₹ 14,173	19/73
14	Canara Bank	06.04.2019	621668	555 Days	₹ 1,75,380.00	7.10	11.10.2020	₹ 1,95,188.00	₹ 12,642	19/73
15	Canara Bank	24.04.2019	621805	555 Days	₹ 20,24,178.00	6.70	30.10.2020	₹ 22,39,375.00	₹ 1,38,395	19/73
16	Canara Bank	24.04.2019	621806	555 Days	₹ 1,60,177.00	6.70	30.10.2020	₹ 1,77,205.00	₹ 10,951	19/73
17	Canara Bank	24.04.2019	621807	555 Days	₹ 2,96,477.00	6.70	30.10.2020	₹ 3,27,996.00	₹ 20,270	19/73
18	Syndicate Bank	12.07.2019	172394	1 Year	₹ 3,94,00,000.00	6.60	12.07.2020	₹ 4,20,65,470.00	₹ 19,02,949	44/53
19	Syndicate Bank	12.07.2019	172395	1 Year	₹ 6,12,00,000.00	6.60	12.07.2020	₹ 6,53,40,274.40	₹ 29,55,850	44/53
20	Indian Bank	20.09.2019	276142	1 Year	₹ 90,00,000.00	6.60	20.09.2019	₹ 96,08,864.00	₹ 3,16,978	20/73
21	Indian Bank	20.09.2019	276143	1 Year	₹ 30,00,000.00	6.60	20.09.2019	₹ 32,02,955.00	₹ 1,05,660	20/73
22	Allahabad Bank	03.01.2020	187705	1 Year & 11 month	₹ 1,99,00,000.00	6.50	02.12.2021	₹ 2,25,17,700.00	₹ 3,11,857	21/73
23	Allahabad Bank	04.01.2020	381554	1 Year & 11 month	₹ 1,99,00,000.00	6.50	03.12.2021	₹ 2,25,17,700.00	₹ 3,08,313	21/73
24	Allahabad Bank	05.01.2020	460298	1 Year & 11 month	₹ 1,99,00,000.00	6.50	04.12.2021	₹ 2,25,17,700.00	₹ 3,01,226	21/73
25	Allahabad Bank	07.01.2020	604094	1 Year & 11 month	₹ 1,99,00,000.00	6.50	06.12.2021	₹ 2,25,17,700.00	₹ 2,97,682	21/73
26	Allahabad Bank	08.01.2020	746391	1 Year & 11 month	₹ 1,99,00,000.00	6.50	07.12.2021	₹ 2,25,17,700.00	₹ 2,94,138	21/73
27	Allahabad Bank	09.01.2020	835088	1 Year & 11 month	₹ 1,99,00,000.00	6.50	08.12.2021	₹ 2,25,17,700.00	₹ 2,90,594	21/73
28	Allahabad Bank	10.01.2020	908637	1 Year & 11 month	₹ 1,99,00,000.00	6.50	09.12.2021	₹ 2,25,17,700.00	₹ 2,87,050	21/73
29	Allahabad Bank	13.01.2020	64531	1 Year & 11 month	₹ 1,99,00,000.00	6.50	10.12.2021	₹ 2,25,17,700.00	₹ 2,76,419	22/74
30	Allahabad Bank	14.01.2020	240258	1 Year & 11 month	₹ 1,99,00,000.00	6.50	13.12.2021	₹ 2,25,17,700.00	₹ 2,72,875	22/74
31	Allahabad Bank	15.01.2020	403871	1 Year & 11 month	₹ 1,99,00,000.00	6.50	14.12.2021	₹ 2,25,17,700.00	₹ 2,69,331	22/74
32	Allahabad Bank	16.01.2020	576720	1 Year & 11 month	₹ 1,99,00,000.00	6.50	15.12.2021	₹ 2,25,17,700.00	₹ 2,65,787	22/74
33	Allahabad Bank	17.01.2020	603337	1 Year & 11 month	₹ 1,99,00,000.00	6.50	16.12.2021	₹ 2,25,17,700.00	₹ 2,62,244	22/74



DELHI URBAN SHELTER IMPROVEMENT BOARD  
दिल्ली शहरी आश्रय सुधार बोर्ड

Opening Investment as on 01.04.2020 (LOA)

Sl.No	Name of Bank	Date of Investment	FDR No.	Period of Investment	Amount of Investment	Rate of Interest PA(%)	Date of Maturity	Maturity Value	Accrued Interest as on 01.04.2020	Remarks (Sl.No./ Page No.)
34	Allahabad Bank	18.01.2020	759272	1 Year & 11 month	₹ 1,99,00,000.00	6.50	17.12.2021	₹ 2,25,17,700.00	₹ 2,58,700	22/74
35	Allahabad Bank	19.01.2020	925128	1 Year & 11 month	₹ 1,13,00,000.00	6.50	18.12.2021	₹ 1,27,86,432.00	₹ 1,44,887	22/74
36	Andhra Bank	17.02.2020	112214	12 Months	₹ 9,99,00,000.00	6.00	17.02.2021	₹ 10,60,30,218.00	₹ 7,06,142	23/74
37	Andhra Bank	24.02.2020	177139	12 Months	₹ 9,99,00,000.00	6.00	24.02.2021	₹ 10,60,30,218.00	₹ 5,91,189	24/74
38	Andhra Bank	26.02.2020	177140	12 Months	₹ 9,99,00,000.00	6.00	26.02.2021	₹ 10,60,30,218.00	₹ 5,58,345	24/74
39	Andhra Bank	27.02.2020	177141	12 Months	₹ 2,05,00,000.00	6.00	27.02.2021	₹ 2,17,57,952.00	₹ 1,11,205	24/74
40	Andhra Bank	28.02.2020	177144	12 Months	₹ 9,99,00,000.00	6.00	28.02.2021	₹ 10,60,30,218.00	₹ 5,25,501	24/74
41	Andhra Bank	21.02.2020	177145	12 Months	₹ 9,99,00,000.00	6.00	21.02.2021	₹ 10,60,30,218.00	₹ 6,40,454	24/74
	<b>TOTAL</b>				₹ 1,00,36,99,567.00			₹ 1,09,99,97,674.40	₹ 3,37,10,096	



DELHI URBAN SHELTER IMPROVEMENT BOARD  
दिल्ली शहरी आश्रय सुधार बोर्ड

Addition Investment during the Financial Year 2020-21 (LOA)

Sl.No	Name of Bank	Date of Investment	FDR No.	Period of Investment	Amount of Investment	Rate of Interest PA(%)	Date of Maturity	Maturity Value	Remarks (Sl.No./ Page No.)	Cash Book (Page No.)
1	Andhra Bank	30.07.2020	177304	12 Month	₹ 1,99,00,000.00	5.40	30.07.2021	₹ 2,09,96,557.00	09/72	4
2	Andhra Bank	29.08.2020	177305	12 Month	₹ 1,99,00,000.00	5.40	29.08.2021	₹ 2,09,96,557.00	09/72	5
3	Andhra Bank	29.08.2020	177306	12 Month	₹ 1,99,00,000.00	5.40	29.08.2021	₹ 2,09,96,557.00	09/72	5
4	Andhra Bank	29.08.2020	177307	12 Month	₹ 1,99,00,000.00	5.40	29.08.2021	₹ 2,09,96,557.00	09/72	5
5	Andhra Bank	29.08.2020	177308	12 Month	₹ 1,99,00,000.00	5.40	29.08.2021	₹ 2,09,96,557.00	09/72	5
6	Andhra Bank	29.08.2020	177309	12 Month	₹ 1,99,00,000.00	5.40	29.08.2021	₹ 2,09,96,557.00	09/72	5
7	Andhra Bank	29.08.2020	177310	12 Month	₹ 1,99,00,000.00	5.40	29.08.2021	₹ 2,09,96,557.00	09/72	5
8	Andhra Bank	29.08.2020	177311	12 Month	₹ 1,99,00,000.00	5.40	29.08.2021	₹ 2,09,96,557.00	09/72	5
9	Andhra Bank	29.08.2020	177312	12 Month	₹ 1,99,00,000.00	5.40	29.08.2021	₹ 2,09,96,557.00	09/72	5
10	Andhra Bank	29.08.2020	177313	12 Month	₹ 1,99,00,000.00	5.40	29.08.2021	₹ 2,09,96,557.00	09/72	5
11	Andhra Bank	29.08.2020	177314	12 Month	₹ 1,99,00,000.00	5.40	29.08.2021	₹ 2,09,96,557.00	09/72	5
12	Andhra Bank	29.08.2020	177315	12 Month	₹ 1,99,00,000.00	5.40	29.08.2021	₹ 2,09,96,557.00	09/72	5
13	Andhra Bank	29.08.2020	177316	12 Month	₹ 1,99,00,000.00	5.40	29.08.2021	₹ 2,09,96,557.00	09/72	5
14	Andhra Bank	29.08.2020	177317	12 Month	₹ 1,99,00,000.00	5.40	29.08.2021	₹ 2,09,96,557.00	09/72	5
15	Andhra Bank	29.08.2020	177318	12 Month	₹ 1,99,00,000.00	5.40	29.08.2021	₹ 2,09,96,557.00	09/72	5
16	Andhra Bank	29.08.2020	177319	12 Month	₹ 66,00,000.00	5.40	29.08.2021	₹ 69,63,682.00	09/72	5
17	Bank Of Baroda	16.10.2020	204444	24 Month 15 Days	₹ 1,99,00,000.00	5.40	31.10.2022	₹ 2,21,68,292.00	11/73	7
18	Bank Of Baroda	16.10.2020	204446	24 Month 15 Days	₹ 1,99,00,000.00	5.40	31.10.2022	₹ 2,21,68,292.00	11/73	7
19	Bank Of Baroda	16.10.2020	204448	24 Month 15 Days	₹ 1,99,00,000.00	5.40	31.10.2022	₹ 2,21,68,292.00	11/73	7
20	Bank Of Baroda	16.10.2020	204451	24 Month 15 Days	₹ 1,99,00,000.00	5.40	31.10.2022	₹ 2,21,68,292.00	11/73	7
21	Bank Of Baroda	16.10.2020	204459	24 Month 15 Days	₹ 1,99,00,000.00	5.40	31.10.2022	₹ 2,21,68,292.00	11/73	7
22	Bank Of Baroda	16.10.2020	204463	24 Month 15 Days	₹ 1,99,00,000.00	5.40	31.10.2022	₹ 2,21,68,292.00	11/73	7
23	Bank Of Baroda	16.10.2020	204469	24 Month 15 Days	₹ 1,99,00,000.00	5.40	31.10.2022	₹ 2,21,68,292.00	11/73	7
24	Bank Of Baroda	16.10.2020	204472	24 Month 15 Days	₹ 1,99,00,000.00	5.40	31.10.2022	₹ 2,21,68,292.00	11/73	7
25	Bank Of Baroda	16.10.2020	204476	24 Month 15 Days	₹ 1,99,00,000.00	5.40	31.10.2022	₹ 2,21,68,292.00	11/73	8
26	Bank Of Baroda	16.10.2020	204482	24 Month 15 Days	₹ 1,99,00,000.00	5.40	31.10.2022	₹ 2,21,68,292.00	11/73	8
27	Bank Of Baroda	16.10.2020	204487	24 Month 15 Days	₹ 1,99,00,000.00	5.40	31.10.2022	₹ 2,21,68,292.00	11/73	8
28	Bank Of Baroda	16.10.2020	204491	24 Month 15 Days	₹ 1,99,00,000.00	5.40	31.10.2022	₹ 2,21,68,292.00	11/73	8
29	Bank Of Baroda	16.10.2020	204498	24 Month 15 Days	₹ 1,99,00,000.00	5.40	31.10.2022	₹ 2,21,68,292.00	11/73	8
30	Bank Of Baroda	16.10.2020	204502	24 Month 15 Days	₹ 1,99,00,000.00	5.40	31.10.2022	₹ 2,21,68,292.00	11/73	8
31	Bank Of Baroda	16.10.2020	204508	24 Month 15 Days	₹ 1,99,00,000.00	5.40	31.10.2022	₹ 2,21,68,292.00	11/73	8
32	Bank Of Baroda	16.10.2020	204512	24 Month 15 Days	₹ 1,99,00,000.00	5.40	31.10.2022	₹ 2,21,68,292.00	11/73	8



DELHI URBAN SHELTER IMPROVEMENT BOARD  
दिल्ली शहरी आश्रय सुधार बोर्ड

Addition Investment during the Financial Year 2020-21 (LOA)

Sl.No	Name of Bank	Date of Investment	FDR No.	Period of Investment	Amount of Investment	Rate of Interest P.A.(%)	Date of Maturity	Maturity Value	Remarks (Sl.No./ Page No.)	Cash Book (Page No.)
33	Bank Of Baroda	16.10.2020	204517	24 Month 15 Days	₹ 1,99,00,000.00	5.40	31.10.2022	₹ 2,21,68,292.00	11/73	8
34	Bank Of Baroda	16.10.2020	204520	24 Month 15 Days	₹ 1,99,00,000.00	5.40	31.10.2022	₹ 2,21,68,292.00	11/73	8
35	Bank Of Baroda	16.10.2020	204250	24 Month 15 Days	₹ 1,99,00,000.00	5.40	31.10.2022	₹ 2,21,68,292.00	11/73	8
36	Bank Of Baroda	16.10.2020	204525	24 Month 15 Days	₹ 1,99,00,000.00	5.40	31.10.2022	₹ 2,21,68,292.00	11/73	8
37	Bank Of Baroda	16.10.2020	204531	24 Month 15 Days	₹ 1,99,00,000.00	5.40	31.10.2022	₹ 2,21,68,292.00	11/73	8
38	Bank Of Baroda	16.10.2020	204534	24 Month 15 Days	₹ 1,99,00,000.00	5.40	31.10.2022	₹ 2,21,68,292.00	11/73	8
39	Bank Of Baroda	16.10.2020	204540	24 Month 15 Days	₹ 1,99,00,000.00	5.40	31.10.2022	₹ 2,21,68,292.00	11/73	8
40	Bank Of Baroda	16.10.2020	204543	24 Month 15 Days	₹ 1,99,00,000.00	5.40	31.10.2022	₹ 2,21,68,292.00	11/73	8
41	Bank Of Baroda	16.10.2020	204547	24 Month 15 Days	₹ 1,99,00,000.00	5.40	31.10.2022	₹ 2,21,68,292.00	11/73	8
42	Bank Of Baroda	16.10.2020	204550	24 Month 15 Days	₹ 1,99,00,000.00	5.40	31.10.2022	₹ 2,21,68,292.00	11/73	8
43	Bank Of Baroda	29.10.2020	204763	24 Month 15 Days	₹ 1,99,00,000.00	5.40	13.11.2022	₹ 2,21,68,292.00	11/73	8
44	Bank Of Baroda	29.10.2020	204765	24 Month 15 Days	₹ 1,99,00,000.00	5.40	13.11.2022	₹ 2,21,68,292.00	11/73	8
45	Bank Of Baroda	29.10.2020	204767	24 Month 15 Days	₹ 1,99,00,000.00	5.40	13.11.2022	₹ 2,21,68,292.00	11/73	8
46	Bank Of Baroda	29.10.2020	204770	24 Month 15 Days	₹ 1,99,00,000.00	5.40	13.11.2022	₹ 2,21,68,292.00	11/73	8
47	Bank Of Baroda	29.10.2020	204775	24 Month 15 Days	₹ 1,99,00,000.00	5.40	13.11.2022	₹ 2,21,68,292.00	11/73	8
48	Bank Of Baroda	29.10.2020	204777	24 Month 15 Days	₹ 1,99,00,000.00	5.40	13.11.2022	₹ 2,21,68,292.00	11/73	8
49	Bank Of Baroda	29.10.2020	204780	24 Month 15 Days	₹ 1,99,00,000.00	5.40	13.11.2022	₹ 2,21,68,292.00	11/73	8
50	Bank Of Baroda	02.11.2020	204783	24 Month 15 Days	₹ 1,99,00,000.00	5.40	17.11.2022	₹ 2,21,68,292.00	11/73	8
51	Bank Of Baroda	02.11.2020	204785	24 Month 15 Days	₹ 1,99,00,000.00	5.40	17.11.2022	₹ 2,21,68,292.00	11/73	8
52	Bank Of Baroda	02.11.2020	204788	24 Month 15 Days	₹ 1,99,00,000.00	5.40	17.11.2022	₹ 2,21,68,292.00	11/73	8
53	Bank Of Baroda	02.11.2020	204791	24 Month 15 Days	₹ 1,99,00,000.00	5.40	17.11.2022	₹ 2,21,68,292.00	11/73	8
54	Bank Of Baroda	02.11.2020	204793	24 Month 15 Days	₹ 1,99,00,000.00	5.40	17.11.2022	₹ 2,21,68,292.00	11/73	8
55	Bank Of Baroda	02.11.2020	204794	24 Month 15 Days	₹ 1,99,00,000.00	5.40	17.11.2022	₹ 2,21,68,292.00	11/73	8
56	Bank Of Baroda	02.11.2020	204797	24 Month 15 Days	₹ 1,99,00,000.00	5.40	17.11.2022	₹ 2,21,68,292.00	11/73	8
57	Bank Of Baroda	03.11.2020	204799	24 Month 15 Days	₹ 1,99,00,000.00	5.40	18.11.2022	₹ 2,21,68,292.00	11/73	8
58	Bank Of Baroda	03.11.2020	204801	24 Month 15 Days	₹ 1,99,00,000.00	5.40	18.11.2022	₹ 2,21,68,292.00	11/73	8
59	Bank Of Baroda	03.11.2020	204803	24 Month 15 Days	₹ 1,99,00,000.00	5.40	18.11.2022	₹ 2,21,68,292.00	11/73	9
60	Bank Of Baroda	03.11.2020	204806	24 Month 15 Days	₹ 1,99,00,000.00	5.40	18.11.2022	₹ 2,21,68,292.00	11/73	9
61	Bank Of Baroda	03.11.2020	204807	24 Month 15 Days	₹ 1,99,00,000.00	5.40	18.11.2022	₹ 2,21,68,292.00	11/73	9
62	Bank Of Baroda	03.11.2020	204808	24 Month 15 Days	₹ 1,99,00,000.00	5.40	18.11.2022	₹ 2,21,68,292.00	11/73	9
63	Bank Of Baroda	03.11.2020	204810	24 Month 15 Days	₹ 1,99,00,000.00	5.40	18.11.2022	₹ 2,21,68,292.00	11/73	9
64	Bank Of Baroda	03.11.2020	204899	24 Month 15 Days	₹ 1,99,00,000.00	5.40	18.11.2022	₹ 2,21,68,292.00	11/73	9



DELHI URBAN SHELTER IMPROVEMENT BOARD  
दिल्ली शहरी आश्रय सुधार बोर्ड

**Addition Investment during the Financial Year 2020-21 (LOA)**

Sl.No	Name of Bank	Date of Investment	FDR No.	Period of Investement	Amount of Investment	Rate of Interest PA(%)	Date of Maturity	Maturity Value	Remarks (Sl.No./ Page No.)	Cash Book (Page No.)
65	Bank Of Baroda	03.11.2020	204911	24 Month 15 Days	₹ 1,99,00,000.00	5.40	18.11.2022	₹ 2,21,68,292.00	11/73	9
66	Bank Of Baroda	03.11.2020	204919	24 Month 15 Days	₹ 49,00,000.00	5.40	18.11.2022	₹ 54,43,488.00	11/73	9
67	Bank Of Baroda	09.03.2021	2055015	25 Month	₹ 1,99,00,000.00	5.50	09.03.2023	₹ 2,22,99,030.00	11/73	13
68	Bank Of Baroda	09.03.2021	2055016	25 Month	₹ 1,99,00,000.00	5.50	09.03.2023	₹ 2,22,99,030.00	11/73	13
69	Bank Of Baroda	09.03.2021	2055017	25 Month	₹ 1,99,00,000.00	5.50	09.03.2023	₹ 2,22,99,030.00	11/73	13
70	Bank Of Baroda	09.03.2021	2055018	25 Month	₹ 1,99,00,000.00	5.50	09.03.2023	₹ 2,22,99,030.00	11/73	13
71	Bank Of Baroda	09.03.2021	2055019	25 Month	₹ 1,99,00,000.00	5.50	09.03.2023	₹ 2,22,99,030.00	11/73	13
72	Bank Of Baroda	09.03.2021	2055020	25 Month	₹ 1,05,00,000.00	5.50	09.03.2023	₹ 1,17,65,820.00	11/73	13
	<b>TOTAL</b>				<b>₹ 1,39,51,00,000.00</b>			<b>₹ 1,53,68,62,803.00</b>		



Matured from Opening During Financial Year 2020-21 (LOA)

Sl.No	Name of Bank	Date of Investment	FDR No.	Period of Investment	Amount of Investment	Rate of Interest PA(%)	Date of Maturity	Maturity Value	Total Interest Received	Opening Accrued As On 01.04.2020 To Be Reverse	Interest in 2020-21(Total Interest Less opening accrued)	Cash Book (Sl./Page No.)
1	CBI	12.07.2017	529633	1066 days	₹ 99,00,000.00	6.50	12.06.2020	₹ 1,19,49,057.00	₹ 20,49,057.00	₹ 18,98,223	₹ 1,50,834.00	4
2	CBI	13.07.2017	529636	1065 days	₹ 41,00,000.00	6.50	12.06.2020	₹ 49,47,728.00	₹ 8,47,728.00	₹ 18,96,139	₹ 10,48,411.00	4
3	Canara Bank	01.04.2019	621621	555 Days	₹ 2,49,511.00	7.10	06.10.2020	₹ 2,77,714.00	₹ 28,203.00	₹ 18,245	₹ 9,958.00	8
4	Canara Bank	01.04.2019	621620	555 Days	₹ 1,93,844.00	7.10	06.10.2020	₹ 2,19,670.00	₹ 25,826.00	₹ 14,173	₹ 11,653.00	8
5	Canara Bank	06.04.2019	621668	555 Days	₹ 1,75,380.00	7.10	11.10.2020	₹ 1,93,188.00	₹ 19,808.00	₹ 12,642	₹ 7,166.00	8
6	Canara Bank	24.04.2019	621805	555 Days	₹ 20,24,178.00	6.70	30.10.2020	₹ 22,39,375.00	₹ 2,15,197.00	₹ 1,38,395	₹ 76,802.00	9
7	Canara Bank	24.04.2019	621806	555 Days	₹ 1,60,177.00	6.70	30.10.2020	₹ 1,77,205.00	₹ 17,028.00	₹ 10,951	₹ 6,077.00	9
8	Canara Bank	24.04.2019	621807	555 Days	₹ 2,96,477.00	6.70	30.10.2020	₹ 3,27,996.00	₹ 31,519.00	₹ 20,270	₹ 11,249.00	9
9	Syndicate Bank	12.07.2019	172395	1 Year	₹ 6,12,00,000.00	6.60	12.07.2020	₹ 6,53,40,274.40	₹ 41,40,274.40	₹ 19,02,949	₹ 22,37,325.40	5
10	Syndicate Bank	12.07.2019	172394	1 Year	₹ 3,94,00,000.00	6.60	12.07.2020	₹ 4,21,32,890.00	₹ 27,32,890.00	₹ 19,02,949	₹ 8,29,941.00	5
11	Indian Bank	20.09.2019	276142	1 Year	₹ 90,00,000.00	6.60	20.09.2019	₹ 96,22,356.00	₹ 6,22,356.00	₹ 3,16,978	₹ 3,05,378.00	7
12	Indian Bank	20.09.2019	276143	1 Year	₹ 30,00,000.00	6.60	20.09.2019	₹ 32,07,452.00	₹ 2,07,452.00	₹ 1,05,660	₹ 1,01,792.00	7
13	Andhra Bank	17.02.2020	112214	12 Months	₹ 9,99,00,000.00	6.00	17.02.2021	₹ 10,60,30,218.00	₹ 61,30,218.00	₹ 7,06,142	₹ 54,24,076.00	13
14	Andhra Bank	24.02.2020	177139	12 Months	₹ 9,99,00,000.00	6.00	24.02.2021	₹ 10,60,30,218.00	₹ 61,30,218.00	₹ 5,91,189	₹ 55,39,029.00	13
15	Andhra Bank	26.02.2020	177140	12 Months	₹ 9,99,00,000.00	6.00	26.02.2021	₹ 10,60,30,218.00	₹ 61,30,218.00	₹ 5,58,345	₹ 55,71,873.00	13
16	Andhra Bank	27.02.2020	177141	12 Months	₹ 2,05,00,000.00	6.00	27.02.2021	₹ 2,17,57,952.00	₹ 12,57,952.00	₹ 1,11,205	₹ 11,46,747.00	13
17	Andhra Bank	28.02.2020	177144	12 Months	₹ 9,99,00,000.00	6.00	28.02.2021	₹ 10,60,30,218.00	₹ 61,30,218.00	₹ 5,25,501	₹ 56,04,717.00	13
18	Andhra Bank	21.02.2020	177145	12 Months	₹ 9,99,00,000.00	6.00	21.02.2021	₹ 10,60,30,218.00	₹ 61,30,218.00	₹ 6,40,454	₹ 54,89,764.00	13
	<b>TOTAL</b>				₹ 64,96,99,567.00			₹ 69,25,45,947.40	₹ 4,28,46,380.40	₹ 1,13,70,410	₹ 3,14,475,970.40	

Matured from Addition Investment During Financial Year 2020-21 (LOA)

Sl.No	Name of Bank	Date of Investment	FDR No.	Period of Investment	Amount of Investment	Rate of Interest PA(%)	Date of Maturity	Maturity Value	Total Interest Received	Opening Accrued As On 01.04.2020 To Be Reverse	Interest in 2020-21	Cash Book (Sl./Page No.)

NIL



Closing Investment during Financial Year 2020-21 (LOA)

Sl.No	Name of Bank	Date of Investment	FDR No.	Period of Investment	Amount of Investment	Rate of Interest PA(%)	Date of Maturity	Maturity Value	No. Of Days Upto 31.03.2021	Accrued Interest as on 31.03.2021 to be taken in B/Sheet	Opening Accrued As On 01.04.2020	Accrued Interest For The Year To Taken In Income	Remarks (Sl.No./ Page No.,)
1	Allahabad Bank	06.06.2017	815695	1430 Days	₹ 95,00,000.00	6.75	05.05.2021	₹ 1,23,48,553.00	1394 Days	₹ 27,67,277	₹ 19,73,024	₹ 7,94,253.00	01/52
2	Allahabad Bank	06.06.2017	815696	1430 Days	₹ 95,00,000.00	6.75	05.05.2021	₹ 1,23,48,553.00	1394 Days	₹ 27,67,277	₹ 19,73,024	₹ 7,94,253.00	01/52
3	Allahabad Bank	06.06.2017	815697	1430 Days	₹ 99,00,000.00	6.75	05.05.2021	₹ 1,28,68,471.00	1394 Days	₹ 28,83,794	₹ 20,56,098	₹ 8,27,696.00	01/52
4	Allahabad Bank	06.06.2017	815698	1430 Days	₹ 99,00,000.00	6.75	05.05.2021	₹ 1,28,68,471.00	1394 Days	₹ 28,83,794	₹ 20,56,098	₹ 8,27,696.00	01/52
5	Allahabad Bank	06.06.2017	815701	1430 Days	₹ 99,00,000.00	6.75	05.05.2021	₹ 1,28,68,471.00	1394 Days	₹ 28,83,794	₹ 20,56,098	₹ 8,27,696.00	01/52
6	Allahabad Bank	06.06.2017	815702	1430 Days	₹ 99,00,000.00	6.75	05.05.2021	₹ 1,28,68,471.00	1394 Days	₹ 28,83,794	₹ 20,56,098	₹ 8,27,696.00	01/52
7	Allahabad Bank	06.06.2017	815705	1430 Days	₹ 99,00,000.00	6.75	05.05.2021	₹ 1,28,68,471.00	1394 Days	₹ 28,83,794	₹ 20,56,098	₹ 8,27,696.00	01/52
8	Allahabad Bank	06.06.2017	815706	1430 Days	₹ 99,00,000.00	6.75	05.05.2021	₹ 1,28,68,471.00	1394 Days	₹ 28,83,794	₹ 20,56,098	₹ 8,27,696.00	01/52
9	Allahabad Bank	06.06.2017	815707	1430 Days	₹ 56,00,000.00	6.75	05.05.2021	₹ 72,79,135.00	1394 Days	₹ 16,31,237	₹ 11,63,046	₹ 4,68,191.00	01/52
10	Allahabad Bank	03.01.2020	187705	1 Year & 11 month	₹ 1,99,00,000.00	6.50	02.12.2021	₹ 2,25,17,700.00	453 Days	₹ 16,37,904	₹ 3,11,857	₹ 13,46,047.00	21/73
11	Allahabad Bank	04.01.2020	381554	1 Year & 11 month	₹ 1,99,00,000.00	6.50	03.12.2021	₹ 2,25,17,700.00	452 Days	₹ 16,34,096	₹ 3,08,313	₹ 13,45,783.00	21/73
12	Allahabad Bank	06.01.2020	460298	1 Year & 11 month	₹ 1,99,00,000.00	6.50	04.12.2021	₹ 2,25,17,700.00	450 Days	₹ 16,46,482	₹ 3,01,226	₹ 13,45,256.00	21/73
13	Allahabad Bank	07.01.2020	604094	1 Year & 11 month	₹ 1,99,00,000.00	6.50	06.12.2021	₹ 2,25,17,700.00	449 Days	₹ 16,42,676	₹ 2,97,682	₹ 13,44,994.00	21/73
14	Allahabad Bank	08.01.2020	746391	1 Year & 11 month	₹ 1,99,00,000.00	6.50	07.12.2021	₹ 2,25,17,700.00	448 Days	₹ 16,38,871	₹ 2,94,138	₹ 13,44,733.00	21/73
15	Allahabad Bank	09.01.2020	835088	1 Year & 11 month	₹ 1,99,00,000.00	6.50	08.12.2021	₹ 2,25,17,700.00	447 Days	₹ 16,35,066	₹ 2,87,594	₹ 13,44,212.00	21/73
16	Allahabad Bank	10.01.2020	908637	1 Year & 11 month	₹ 1,99,00,000.00	6.50	09.12.2021	₹ 2,25,17,700.00	446 Days	₹ 16,31,262	₹ 2,80,594	₹ 13,44,212.00	21/73
17	Allahabad Bank	13.01.2020	64531	1 Year & 11 month	₹ 1,99,00,000.00	6.50	10.12.2021	₹ 2,25,17,700.00	443 Days	₹ 16,19,855	₹ 2,76,419	₹ 13,43,436.00	22/74
18	Allahabad Bank	14.01.2020	240258	1 Year & 11 month	₹ 1,99,00,000.00	6.50	13.12.2021	₹ 2,25,17,700.00	442 Days	₹ 16,16,054	₹ 2,72,875	₹ 13,43,179.00	22/74
19	Allahabad Bank	15.01.2020	403871	1 Year & 11 month	₹ 1,99,00,000.00	6.50	14.12.2021	₹ 2,25,17,700.00	441 Days	₹ 16,12,253	₹ 2,69,331	₹ 13,42,922.00	22/74
20	Allahabad Bank	16.01.2020	576720	1 Year & 11 month	₹ 1,99,00,000.00	6.50	15.12.2021	₹ 2,25,17,700.00	440 Days	₹ 16,08,454	₹ 2,65,787	₹ 13,42,667.00	22/74
21	Allahabad Bank	18.01.2020	603337	1 Year & 11 month	₹ 1,99,00,000.00	6.50	16.12.2021	₹ 2,25,17,700.00	439 Days	₹ 16,04,654	₹ 2,62,244	₹ 13,42,410.00	22/74
22	Allahabad Bank	18.01.2020	759272	1 Year & 11 month	₹ 1,99,00,000.00	6.50	17.12.2021	₹ 2,25,17,700.00	438 Days	₹ 16,00,856	₹ 2,58,700	₹ 13,42,156.00	22/74
23	Allahabad Bank	19.01.2020	925128	1 Year & 11 month	₹ 1,13,00,000.00	6.50	18.12.2021	₹ 1,27,86,432.00	437 Days	₹ 9,06,872	₹ 1,44,887	₹ 7,61,985.00	22/74
24	Andhra Bank	30.07.2020	177304	12 Month	₹ 1,99,00,000.00	5.40	30.07.2021	₹ 2,09,96,557.00	244 Days	₹ 7,26,504	-	₹ 6,35,769.00	09/72
25	Andhra Bank	29.08.2020	177305	12 Month	₹ 1,99,00,000.00	5.40	29.08.2021	₹ 2,09,96,557.00	214 Days	₹ 6,35,769	₹ 6,35,769	₹ 6,35,769.00	09/72
26	Andhra Bank	29.08.2020	177306	12 Month	₹ 1,99,00,000.00	5.40	29.08.2021	₹ 2,09,96,557.00	214 Days	₹ 6,35,769	₹ 6,35,769	₹ 6,35,769.00	09/72
27	Andhra Bank	29.08.2020	177307	12 Month	₹ 1,99,00,000.00	5.40	29.08.2021	₹ 2,09,96,557.00	214 Days	₹ 6,35,769	₹ 6,35,769	₹ 6,35,769.00	09/72
28	Andhra Bank	29.08.2020	177308	12 Month	₹ 1,99,00,000.00	5.40	29.08.2021	₹ 2,09,96,557.00	214 Days	₹ 6,35,769	₹ 6,35,769	₹ 6,35,769.00	09/72
29	Andhra Bank	29.08.2020	177309	12 Month	₹ 1,99,00,000.00	5.40	29.08.2021	₹ 2,09,96,557.00	214 Days	₹ 6,35,769	₹ 6,35,769	₹ 6,35,769.00	09/72
30	Andhra Bank	29.08.2020	177310	12 Month	₹ 1,99,00,000.00	5.40	29.08.2021	₹ 2,09,96,557.00	214 Days	₹ 6,35,769	₹ 6,35,769	₹ 6,35,769.00	09/72
31	Andhra Bank	29.08.2020	177311	12 Month	₹ 1,99,00,000.00	5.40	29.08.2021	₹ 2,09,96,557.00	214 Days	₹ 6,35,769	₹ 6,35,769	₹ 6,35,769.00	09/72
32	Andhra Bank	29.08.2020	177312	12 Month	₹ 1,99,00,000.00	5.40	29.08.2021	₹ 2,09,96,557.00	214 Days	₹ 6,35,769	₹ 6,35,769	₹ 6,35,769.00	09/72
33	Andhra Bank	29.08.2020	177313	12 Month	₹ 1,99,00,000.00	5.40	29.08.2021	₹ 2,09,96,557.00	214 Days	₹ 6,35,769	₹ 6,35,769	₹ 6,35,769.00	09/72
34	Andhra Bank	29.08.2020	177314	12 Month	₹ 1,99,00,000.00	5.40	29.08.2021	₹ 2,09,96,557.00	214 Days	₹ 6,35,769	₹ 6,35,769	₹ 6,35,769.00	09/72
35	Andhra Bank	29.08.2020	177315	12 Month	₹ 1,99,00,000.00	5.40	29.08.2021	₹ 2,09,96,557.00	214 Days	₹ 6,35,769	₹ 6,35,769	₹ 6,35,769.00	09/72
36	Andhra Bank	29.08.2020	177316	12 Month	₹ 1,99,00,000.00	5.40	29.08.2021	₹ 2,09,96,557.00	214 Days	₹ 6,35,769	₹ 6,35,769	₹ 6,35,769.00	09/72
37	Andhra Bank	29.08.2020	177317	12 Month	₹ 1,99,00,000.00	5.40	29.08.2021	₹ 2,09,96,557.00	214 Days	₹ 6,35,769	₹ 6,35,769	₹ 6,35,769.00	09/72
38	Andhra Bank	29.08.2020	177318	12 Month	₹ 66,00,000.00	5.40	29.08.2021	₹ 69,63,652.00	214 Days	₹ 2,10,858	₹ 2,10,858	₹ 2,10,858.00	09/72
39	Andhra Bank	29.08.2020	177319	12 Month	₹ 66,00,000.00	5.40	29.08.2021	₹ 69,63,652.00	214 Days	₹ 2,10,858	₹ 2,10,858	₹ 2,10,858.00	09/72
40	Bank Of Baroda	16.10.2020	204444	24 Month 15 Days	₹ 1,99,00,000.00	5.40	31.10.2022	₹ 2,21,68,252.00	166 Days	₹ 4,91,422	-	₹ 4,91,422.00	11/73
41	Bank Of Baroda	16.10.2020	204446	24 Month 15 Days	₹ 1,99,00,000.00	5.40	31.10.2022	₹ 2,21,68,252.00	166 Days	₹ 4,91,422	-	₹ 4,91,422.00	11/73
42	Bank Of Baroda	16.10.2020	204448	24 Month 15 Days	₹ 1,99,00,000.00	5.40	31.10.2022	₹ 2,21,68,252.00	166 Days	₹ 4,91,422	-	₹ 4,91,422.00	11/73
43	Bank Of Baroda	16.10.2020	204451	24 Month 15 Days	₹ 1,99,00,000.00	5.40	31.10.2022	₹ 2,21,68,252.00	166 Days	₹ 4,91,422	-	₹ 4,91,422.00	11/73





DELHI URBAN SHELTER IMPROVEMENT BOARD  
दिल्ली शहरी आश्रय सुधार बोर्ड

Closing Investment during Financial Year 2020-21 (LOA)

Sl.No	Name of Bank	Date of Investment	FDR No.	Period of Investment	Amount of Investment	Rate of Interest PA(%)	Date of Maturity	Maturity Value	No. Of Days Upto 31.03.2021	Accrued Interest as on 31.03.2021 to be taken in B/Sheet	Opening Accrued As On 01.04.2020	Accrued Interest For The Year To Taken in Income	Remarks (Sl.No./ Page No.)
87	Bank Of Baroda	03.11.2020	204899	24 Month 15 Days	₹ 1,99,00,000.00	5.40	18.11.2022	₹ 2,21,68,292.00	148 Days	₹ 4,37,554	-	₹ 4,37,554.00	11/73
88	Bank Of Baroda	03.11.2020	204911	24 Month 15 Days	₹ 1,99,00,000.00	5.40	18.11.2022	₹ 2,21,68,292.00	148 Days	₹ 4,37,554	-	₹ 4,37,554.00	11/73
89	Bank Of Baroda	03.11.2020	204919	24 Month 15 Days	₹ 49,00,000.00	5.40	18.11.2022	₹ 54,43,488.00	148 Days	₹ 1,67,739	-	₹ 1,67,739.00	11/73
90	Bank Of Baroda	09.03.2021	2055015	25 Month	₹ 1,99,00,000.00	5.50	09.03.2023	₹ 2,22,99,030.00	22 Days	₹ 65,970	-	₹ 65,970.00	11/73
91	Bank Of Baroda	09.03.2021	2055016	25 Month	₹ 1,99,00,000.00	5.50	09.03.2023	₹ 2,22,99,030.00	22 Days	₹ 65,970	-	₹ 65,970.00	11/73
92	Bank Of Baroda	09.03.2021	2055017	25 Month	₹ 1,99,00,000.00	5.50	09.03.2023	₹ 2,22,99,030.00	22 Days	₹ 65,970	-	₹ 65,970.00	11/73
93	Bank Of Baroda	09.03.2021	2055018	25 Month	₹ 1,99,00,000.00	5.50	09.03.2023	₹ 2,22,99,030.00	22 Days	₹ 65,970	-	₹ 65,970.00	11/73
94	Bank Of Baroda	09.03.2021	2055019	25 Month	₹ 1,99,00,000.00	5.50	09.03.2023	₹ 2,22,99,030.00	22 Days	₹ 65,970	-	₹ 65,970.00	11/73
95	Bank Of Baroda	09.03.2021	2055020	25 Month	₹ 1,05,00,000.00	5.50	09.03.2023	₹ 1,17,65,820.00	22 Days	₹ 4,86,8	-	₹ 4,86,800.00	11/73
	<b>TOTAL</b>				<b>₹ 1,74,91,00,000.00</b>			<b>₹ 1,95,15,66,363.00</b>		<b>₹ 7,98,20,715</b>	<b>₹ 2,12,85,785</b>	<b>₹ 5,85,33,930.00</b>	

NOTE: ACCRUED INTEREST FORMULA :

(i)  $A = P[1 + (r/4)^4] - P$  (FOR PERIOD MORE THAN 90 DAYS)

(ii)  $A = P(1 + rt)$  (FOR PERIOD LESS THAN 90 DAYS)





DELHI URBAN SHELTER IMPROVEMENT BOARD  
दिल्ली शहरी आश्रय सुधार बोर्ड

DELHI URBAN SHELTER IMPROVEMENT BOARD

Significant Accounting Policies and Notes on Accounts

1. Delhi Urban Shelter Improvement Board (DUSIB) has come in existence under Delhi urban improvement Board Act 2010 which has been passed by the legislative Assembly of the National Capital Territory of Delhi on the 01<sup>st</sup> April 2010 and has come in force by the order of Hon'ble Lt. Governor of Delhi on 1<sup>st</sup> July 2010. The Slum and JJ Department which was earlier part of MCD was transferred to this Board. The Slum and JJ Department was not Set up under any statute, but as part of MCD in 1962. The Department was entrusted with the work of operating the provisions of Slum Areas (Improvement & Clearance) Act, 1956. In 1967 JJ Wing was transferred to DDA and subsequently merged with DDA. However, Slum and JJ department was transferred back & Forth from MCD to DDA from 1974 till 1980 and was finally with MCD, Since September 1992.

2. DUSIB has 17 divisions across Delhi and a HQ which is subdivided into 5 branches. Accounting of Each division /branch is decentralized and is on cash basis. Each division prepare accounts in single entry basis which are consolidated at HQ for preparation of Annual Accounts. The accounts of Each Financial Year are approved by Board of DUSIB.

3. Basis of preparation of financial statement

a) The Annual Accounts have been prepared under the historical cost convention on accrual basis and the Opening balances were taken from the Balance Sheet for the Financial Year ended on 31.03.2020.

b) The accounts are prepared from the Monthly Accounts, Trial Balance, Cash Book, Utilization Certificate and FDR Register. We have compiled the figures from Monthly Accounts, Trial Balance, Utilization Certificate, and Cash Book after doing necessary adjustments after having due discussion.

4. EARMARKED FUNDS

The DUSIB have the NIL Investment in GPF against the total amount standing in GPF Earmarked Fund of Rs.1,39,09,93,842.36 and Provide Interest of Rs.7,78,37,595.00 against the GPF.

5. INTEREST INCOME FROM SAVING ACCOUNTS

The Interest Income from Saving Accounts of Plan Fund has been segregated according to the schemes and transferred to the concerned scheme in Schedule-2 (Grants) & Schedule-7D (Deposit Works).



**DELHI URBAN SHELTER IMPROVEMENT BOARD**  
दिल्ली शहरी आश्रय सुधार बोर्ड

**6. GRANTS**

- a) The grant has been approved separately for Capital Expenditure and revenue Expenditure. Therefore total Grants Receipts and Grants Expenditure was transferred to capital and revenue account as per the proportion of sanction letter.
- b) The excess of expenses over grants in Schedule-2(Grants) under the scheme National Urban Livelihood Mission shall be adjusted in next financial year.
- c) Interest on Unspent Grant arising from the Plan Fund investments & Plan Fund Saving Accounts has been added to Schedule-2 (Grant) and Segregated accordingly in the relevant schemes.
- d) Earlier Total Grants Receipts and Grants Expenditure was transferred to capital and revenue account in the fixed proportion.

**7. FIXED ASSETS**

- a) Schedule 8 Fixed Assets are maintained as per CAG guidelines.
  - b) Fixed Assets are stated at construction Cost includes taxes, duties, freight and other incidental expenses related to acquisition, improvements and installation of the assets.
- b) Depreciation is provided on written down method at the rates prescribed are as under:-

Particulars	Rate of Depreciation
Land	Nil
Dustbin & Dhalaos	20.00%
CTCs (Conventional)	20.00%
CTCs (YAP)	20.00%
Pre fab JSCs	20.00%
MTVs	20.00%
MTVs (YAP)	20.00%
Sewer Treatment Plant (YAP)	20.00%
Sanitation Equipments (YAP)	20.00%
Lavatory Blocks & Urinals	20.00%
Roads, Streets, Lanes	20.00%
Structural repair & Maintenance of Slum	20.00%
Development of Sewerage	20.00%
Drainage	20.00%
Shishu vatika	10.00%



DELHI URBAN SHELTER IMPROVEMENT BOARD  
दिल्ली शहरी आश्रय सुधार बोर्ड

Building	1.61%
Building District Center	1.61%
Building School	1.61%
Electrical Cables	7.07%
Computers	15.50%
Furniture, Fixtures & Office Equipments	9.50%
Lamp Post & Luminary Fittings	10.00%
Books	100.00%
Plants & Machinery	4.75%
Vehicles	10.00%
Developments of Site	0.00%
Environmental Improvement in under Slum	20.00%
Slum Katra Repair/Renewal Programme	20.00%
Construction & Management of Night Shelter	1.61%
Jan Suvidha Complexes	20.00%
Basti Vikas Kendra OR Pdg. Built up Facilities of C/Halls etc.	1.61%
Construction of Flats at Mata Sundari Road	1.61%
Shishu Vatikas /Common spaces	20.00%
Centrally Assisted Slum Development Programme	20.00%
C/o Houses Under JNNRUM	20.00%
Improvement of services in SRS pockets	20.00%
Rajiv Awas Yojna	20.00%
Dev Work Trans Yamuna Area Development Board	1.61%
GIA to DUSIB, C/o & R/o Office Building & Staff Qtr	1.61%
C/o Slum/JJ Cluster & informal shelter	1.61%
Property, Plant & Machinery	4.75%
Furniture	9.50%
Swachh Bharat Mission	20.00%
National Urban Livelihood Mission	20.00%

c) The infrastructure assets are neither physically verified by DUSIB (not by us) nor any verification report was available to us. In the absence of such information, the value of assets and accuracy cannot be as certain at this stage which can be adjusted only after finalization of fixed assets.

d) Valuation of Fixed Assets is under process and effect/adjustment for the same will be taken in year of its finalization

**8. CURRENT ASSETS**

- a) The debtor's residential property valued at ₹9,69,590.00 and commercial property valued at ₹12,40,72,999.00 have been written off against capital. This adjustment has been made as the amounts were received and credited to income during earlier years..
- b) The debtors list (i.e. list of receivables for all heads stated above)-Party wise & year wise is not confirmed from debtors thus not verified. No document is confirming the dues of Ground rent arrears and Hire purchase instalment.
- c) The fixed assets register preparation is under process which shall be incorporated in Annual Accounts in the year of completion of the same.
- d) The Investment details are prepared on the basis of Investment Register, Cash Book and Trial Balance, Utilization Certificate. We have compiled the figures from Investment Register or other records provided to us.



DELHI URBAN SHELTER IMPROVEMENT BOARD  
दिल्ली शहरी आश्रय सुधार बोर्ड

- e) The Interest Accrued on investment is calculated on the basis of the period and the rate of Interest. No interest Certificate was provided to us nor verified by us.

9. Following Head of Account are under reconciliation and will be adjusted in future after Reconciliation.

Schedule No.	Head	Amount
Schedule 5	Loan from JJ Wing	2,34,20,882.00
Schedule 7(E)	Cash Settlement With JJ	51,66,155.00
Schedule 11	Bank Adjustment	6,59,74,249.05
Schedule 11	Embezzlement	35,70,86,550.70
Schedule 11	Personal Ledger Account	8,59,58,173.00

10. Previous year figures have been regrouped/ reclassified whenever considered necessary.

