

DELHI URBAN SHELTER IMPROVEMENT

BOARD

दिल्ली शहरी आश्रय सुधार बोर्ड

# ANNUAL ACCOUNTS 2021-22

ARVIND RATTAN & CO.


CHARTERED ACCOUNTANTS

D-242,3<sup>rd</sup> Floor, C.R Road Laxmi Nagar

New Delhi-110092

Email:akguptaaca@yahoo.co.in

Mob No. 9213992551










**DELHI URBAN SHELTER IMPROVEMENT BOARD**








**दिल्ली शहरी आश्रय सुधार बोर्ड**

<b>INDEX</b>		
		<b>PAGE NO.</b>
BALANCE SHEET		1
INCOME & EXPENDITURE ACCOUNTS		2
SCHEDULE OF BALANCE SHEET		3 to 22
SCHEDULE OF INCOME & EXPENDITURE ACCOUNTS		23 to 33
RECEIPTS & PAYMENTS ACCOUNTS		34
TRIAL BALANCE		35 to 39
DEPOSIT WORKS INVESTMENT STATEMENT		40 to 43
S.R.S INVESTMENT STATEMENT		44 to 46
YAP INVESTMENT STATEMENT		47 to 50
PLAN INVESTMENT STATEMENT		51 to 60
DEMF INVESTMENT STATEMENT		61 to 64
JNNURM INVESTMENT STATEMENT		65 to 72
SIF INVESTMENT STATEMENT		73 to 76
LOA INVESTMENT STATEMENT		77 to 86
BANK RECONCILIATION STATEMENTS SIGNIFICANT		87
ACCOUNTING POLICIES & NOTES TO ACCOUNTS		88 to 91
<b>SCHEDULE ATTACHED TO BALANCE SHEET &amp; INCOME</b>		3 to 33
<b>EXPENDITURE</b>	<b>SCHEDULE NOs.</b>	
CORPUS/CAPITAL FUND	1	3
RESERVES AND SURPLUS	1 (A)	4
GRANTS	2 & 2A & 2B	5 & 7
EARMARKED FUNDS	3	8 & 9
SECURED LOANS AND BORROWINGS	4	10
UNSECURED LOANS AND BORROWINGS	5	11
DEFERRED CREDIT	6	12
OTHER LIABILITIES	7 (A)	13
DEPOSIT RECEIVED	7 (B)	14
DUTIES & TAXES	7 (C.)	15
DEPOSIT WORKS	7 (D)	16
RECOVERIES PAYABLE	7 (E)	17
FIXED ASSETS	8	18 to 19
INVESTMENT FROM EARMARKED/ENDOWMENT FUNDS	9	20
INVESTMENT OTHERS	10	21
CURRENT ASSETS, LOANS, ADVANCES ETC	11	22
INCOME FROM SALES/SERVICE	12	23
FEES AND SUBSCRIPTION	13	24
GRANT FROM GNCTD (WAYS & MEANS)	13 (A)	25
INCOME FROM INVESTMENTS	14	26
INCOME FROM ROYALTY, PUBLICATION ETC.	15	27
INTEREST EARNED	16	28
OTHER INCOME	17	29
INCREASE/(DECREASE) IN STOCK OF FINISHED GOODS & WORK-IN-PROGRESS	18	30
ESTABLISHMENT EXPENSES	19	31
ADMINISTRATIVE EXPENSES	20	32
FINANCE COST	21	33

DELHI URBAN SHELTER IMPROVEMENT BOARD  
दिल्ली शहरी आश्रय सुधार बोर्ड

DELHI URBAN SHELTER IMPROVEMENT BOARD BALANCE SHEET AS AT 31ST MARCH 2022			
LIABILITIES			
Particulars	Sch.	Current Year	Previous Year
Corpus/Capital Fund	1	(8,49,03,01,602.86)	(5,00,29,74,613.25)
Grants	2	7,32,91,97,140.09	2,25,26,58,045.00
Earmarked Fund/Endowment Funds	3	1,76,48,69,852.36	1,77,33,15,079.36
Secured Loans and Borrowings	4	0.00	0.00
Unsecured Loans and Borrowings	5	15,75,41,41,837.00	14,00,66,11,837.00
Deferred Credit Liabilities	6	0.00	0.00
Current Liabilities and Provisions	7	4,84,48,14,696.90	4,65,36,27,845.89
<b>Total</b>		<b>21,20,27,21,923.49</b>	<b>17,68,32,38,194.00</b>
ASSETS			
Particulars	Sch.	Current Year	Previous Year
Fixed Assets	8	6,19,05,12,825.97	6,64,55,14,416.06
Investment-From Earmarked Funds	9	0.00	0.00
Investment-Others	10	8,90,16,05,370.04	8,66,89,35,747.00
Current Assets,Loans,Advances Etc.	11	6,11,06,03,727.48	2,36,87,88,030.94
<b>Total</b>		<b>21,20,27,21,923.49</b>	<b>17,68,32,38,194.00</b>
For & Behalf of Delhi Urban Shelter Improvement Board			
<p>Compiled as per records, vouchers and ledger accounts</p> <p><b>For:- Arvind Rattan &amp; Co.</b> Chartered Accountants Firm Registration No. 020761N</p> <div style="text-align: center;">   <b>CA Arvind Kumar Gupta</b> Partner Membership No:-502563 Place :- New Delhi Date :-         </div>		<div style="text-align: center;">             AO (DES)         </div> <div style="text-align: center; margin-top: 20px;">             AAO (DES)         </div>	
<div style="text-align: center;">             Member (Finance)         </div>	<div style="text-align: center;">             B &amp; FO         </div>	<div style="text-align: center;">             DCA         </div>	
		<div style="text-align: center;">             CEO (DUSIB)         </div>	

DELHI URBAN SHELTER IMPROVEMENT BOARD  
दिल्ली शहरी आश्रय सुधार बोर्ड

DELHI URBAN SHELTER IMPROVEMENT BOARD			
INCOME AND EXPENDITURE FOR THE YEAR ENDED 31ST MARCH 2022			
INCOME			
Particulars	Sch.	Current year	Prevoius Year
Income from Sales / Services	12	0.00	0.00
Fees /Subscriptions	13	20,85,77,481.99	15,19,11,624.87
Grant from GNCTD (WAYS & MEANS)	13A	0.00	0.00
Grant Income	-	67,86,70,630.08	1,07,01,29,069.00
Income from Investments	14	6,61,21,499.34	7,08,42,597.00
Income from Royalty, Publication etc.	15	0.00	0.00
Interest Earned	16	2,37,01,070.00	1,87,11,526.36
Other Income	17	11,54,46,324.57	16,13,84,553.60
Increase/(decrease) in stock of Finished goods an works-in- progress	18	0.00	0.00
<b>Total (A)</b>		<b>1,09,25,17,005.98</b>	<b>1,47,29,79,370.83</b>
EXPENDITURE			
Particulars	Sch.	Current year	Prevoius Year
Establishment Expenses	19	1,61,54,62,689.50	1,78,83,78,295.00
Other Administrative Expenses etc.	20	3,87,08,571.93	3,64,74,431.00
Expenditure related to Grant	-	67,86,70,630.08	1,07,01,29,069.00
Finance Cost	21	1,69,57,04,615.00	1,00,17,12,627.70
Depreciation	8	6,26,65,582.66	7,25,38,129.71
<b>Total (B)</b>		<b>4,09,12,12,089.17</b>	<b>3,96,92,32,552.41</b>
<b>Balance being excess of Income over Expenditure (A-B)</b>		<b>-2,99,86,95,083.19</b>	<b>-2,49,62,53,181.58</b>
Transfer to Special Reserve (Specify each)			
Transfer to/ from General Reserve			
<b>BALANCE BEING SURPLUS/(DEFICIT) CARRIED TO CORPUS/CAPITAL FUND</b>		<b>-2,99,86,95,083.19</b>	<b>-2,49,62,53,181.58</b>
<b>For &amp; Behalf of Delhi Urban Shelter Improvement Board</b>			
<p>Compiled as per records, vouchers and ledger accounts For:- Arvind Rattan &amp; Co. Chartered Accountants Firm Registration No. 020761N</p>			
 Member (Finance)		 AO (DES)	 AAO (DES)
 CA Arvind Kumar Gupta Partner Membership No:-502563 Place :- New Delhi Date :-		 B & FO	 DCA
		 CEO (DUSIB)	

DELHI URBAN SHELTER IMPROVEMENT BOARD  
दिल्ली शहरी आश्रय सुधार बोर्ड

SCHEDULE-1		
CORPUS/CAPITAL FUND		
Particulars	Current Year	Previous Year
Balance as at the beginning of the year	-9,55,39,11,609.58	-6,93,26,15,839.00
Add/(Less) :Balance of net Income/(Expenditure) transferred from the Income and Expenditure Account	-2,99,86,95,083.19	-2,49,62,53,181.58
Add:Debtors of Commercial Properties Written Off	0.00	-12,40,72,999.00
Add:Debtors of Residential Properties Written Off	0.00	-9,69,590.00
Add :Contribution towards Corpus/Capital Fund	0.00	0.00
<b>Total</b>	<b>-12,55,26,06,692.77</b>	<b>-9,55,39,11,609.58</b>




DELHI URBAN SHELTER IMPROVEMENT BOARD  
दिल्ली शहरी आश्रय सुधार बोर्ड

SCHEDULE-1A RESERVES AND SURPLUS		
Particulars	Current Year	Previous Year
Capital Asset Reserve	4,55,09,36,996.34	5,06,84,70,804.94
Addition during the year	16,74,14,425.52	24,63,70,792.00
Less: Deductions during the year	65,60,46,331.95	76,39,04,600.60
Total (A)	4,06,23,05,089.91	4,55,09,36,996.34
Total SCH-1	-8,49,03,01,602.86	-5,00,29,74,613.25



DELHI URBAN SHELTER IMPROVEMENT BOARD  
दिल्ली शहरी आश्रय सुधार बोर्ड

SCHEDULE-2 GRANTS									
	Environmental Improvement in Urban Slum	Slum Katra Repair/Renew al Programme	Construction & Management of Night Shelter	Const. of pay & use Jan Suvidha Complex	Const. of Com. Hall/Basti Vikas Kendra	Trans Yamuna Area Development Board	Improvement of services in SRS pocket	Shishu space in JJ Cluster	C/o Houses under JNNURM
<b>a) Opening Balance of the Funds:</b>									
i) Grant (Capital)	1,50,41,602.00	72,93,084.00	6,45,47,913.52	17,01,01,532.00	5,20,76,263.00	2,41,03,019.00	1,73,36,424.00	2,92,42,364.00	0.00
ii) Grant (Revenue)	4,96,97,656.00	26,36,196.00	1,04,49,441.48	19,05,99,066.00	88,37,720.00	0.00	20,000.00	0.00	0.00
<b>Total (a)</b>	<b>6,47,39,258.00</b>	<b>99,29,280.00</b>	<b>7,49,97,355.00</b>	<b>36,07,00,596.00</b>	<b>6,09,13,983.00</b>	<b>2,41,03,019.00</b>	<b>1,73,56,424.00</b>	<b>2,92,42,364.00</b>	<b>0.00</b>
<b>b) Addition to the Funds:</b>									
i) Capital Receipt	50,00,000.00	1,45,98,000.00	1,25,00,000.00	2,50,00,000.00	1,00,00,000.00	0.00	1,25,00,000.00	25,00,000.00	0.00
ii) Revenue Receipt	4,50,00,000.00	50,00,000.00	17,17,89,144.00	21,18,59,000.00	75,00,000.00	0.00	0.00	3,00,00,000.00	0.00
<b>Total (b)</b>	<b>5,00,00,000.00</b>	<b>1,95,98,000.00</b>	<b>18,42,89,144.00</b>	<b>23,68,59,000.00</b>	<b>1,75,00,000.00</b>	<b>0.00</b>	<b>1,25,00,000.00</b>	<b>3,25,00,000.00</b>	<b>0.00</b>
<b>c) Utilization/Expenditure towards the objective of funds</b>									
i) Capital Expenditure	33,86,285.00	84,07,022.00	3,05,83,437.52	6,20,78,288.00	57,80,871.00	48,71,354.00	29,25,723.00	20,68,056.00	0.00
ii) Revenue Expenditure	3,96,21,282.00	15,10,187.00	18,22,38,585.48	39,99,41,271.00	1,63,37,720.00	0.00	0.00	2,98,75,462.60	0.00
iii) Refund of Grant	0.00	0.00	0.00	0.00	0.00	0.00	0.00	0.00	0.00
<b>Total (c)</b>	<b>4,30,07,567.00</b>	<b>99,17,209.00</b>	<b>21,28,22,023.00</b>	<b>46,20,19,559.00</b>	<b>2,21,18,591.00</b>	<b>48,71,354.00</b>	<b>29,25,723.00</b>	<b>3,19,43,518.60</b>	<b>0.00</b>
<b>Balance at the end of the year (a+b-c)</b>									
i) Grant (Capital)	1,66,55,317.00	1,34,84,062.00	4,64,64,476.00	13,30,23,244.00	5,62,95,392.00	1,92,31,665.00	2,69,10,701.00	2,95,74,308.00	0.00
ii) Grant (Revenue)	5,50,76,374.00	61,26,009.00	0.00	25,16,793.00	0.00	0.00	20,000.00	1,24,537.40	0.00
<b>A. Total (a+b-c)</b>	<b>7,17,31,691.00</b>	<b>1,96,10,071.00</b>	<b>4,64,64,476.00</b>	<b>13,55,40,037.00</b>	<b>5,62,95,392.00</b>	<b>1,92,31,665.00</b>	<b>2,69,30,701.00</b>	<b>2,97,98,845.40</b>	<b>0.00</b>
<b>B. Interest On Unspent Grant</b>									
<b>Opening Balance of the Funds:</b>									
Interest on Unspent Grant (Fixed Deposit)									
Interest on Unspent Grant (Saving)									
<b>Addition during the year:</b>									
Interest on Unspent Grant (Fixed Deposit)									
Interest on Unspent Grant (Saving)									
<b>Total (A+B)</b>									



SCHEDULE-2 GRANTS		Rajiv Awas Yojna	GIA to Existing Infrastructure of DUSIB	Preparation of Isolation Home for Vector Borne Disease	Swachh Bharat Mission	In-Situ Slum Rehabilitation Scheme	National Urban Livelihood Mission	PMAY Housing for All	Mukhya Mantri Awas Yojna	Total Current Year	Total Previous Year
a) Opening Balance of the Funds:											
i) Grant (Capital)	12,03,899.00	53,91,512.00	3,00,00,000.00	3,32,09,332.00	0.00	0.00	24,00,002.00	1,44,772.00	0.00	45,20,91,718.52	50,59,74,210.52
ii) Grant (Revenue)	0.00	0.00	4,09,39,775.00	0.00	25,40,785.00	0.00	0.00	0.00	0.00	30,57,20,637.48	23,33,49,706.48
<b>Total (a)</b>	<b>12,03,899.00</b>	<b>53,91,512.00</b>	<b>7,09,39,775.00</b>	<b>3,32,09,332.00</b>	<b>25,40,785.00</b>	<b>0.00</b>	<b>24,00,002.00</b>	<b>1,44,772.00</b>	<b>0.00</b>	<b>75,78,12,356.00</b>	<b>73,93,23,917.00</b>
b) Addition to the Funds:											
i) Capital Receipt	0.00	1,96,09,000.00	0.00	0.00	0.00	0.00	0.00	0.00	5,00,00,000.00	5,10,17,07,000.00	19,24,88,300.00
ii) Revenue Receipt	0.00	0.00	1,25,00,000.00	0.00	0.00	0.00	0.00	0.00	0.00	48,36,48,144.00	1,14,25,00,000.00
<b>Total (b)</b>	<b>0.00</b>	<b>1,96,09,000.00</b>	<b>1,25,00,000.00</b>	<b>0.00</b>	<b>0.00</b>	<b>0.00</b>	<b>0.00</b>	<b>0.00</b>	<b>5,00,00,000.00</b>	<b>5,58,53,55,144.00</b>	<b>1,33,49,88,300.00</b>
c) Utilization/Expenditure towards the objective of funds											
i) Capital Expenditure	0.00	1,34,69,389.00	0.00	0.00	0.00	0.00	0.00	0.00	3,38,44,000.00	16,74,14,425.52	24,63,70,792.00
ii) Revenue Expenditure	0.00	0.00	91,36,132.00	0.00	0.00	9,990.00	0.00	0.00	0.00	67,86,70,630.08	1,07,01,29,069.00
iii) Refund of Grant	0.00	0.00	0.00	0.00	3,32,09,332.00	0.00	24,00,002.00	0.00	0.00	3,56,09,334.00	0.00
<b>Total (c)</b>	<b>0.00</b>	<b>1,34,69,389.00</b>	<b>91,36,132.00</b>	<b>3,32,09,332.00</b>	<b>9,990.00</b>	<b>24,00,002.00</b>	<b>24,00,002.00</b>	<b>0.00</b>	<b>3,38,44,000.00</b>	<b>88,16,94,389.60</b>	<b>1,31,64,99,861.00</b>
Balance at the end of the year (a+b-c)											
i) Grant (Capital)	12,03,899.00	1,15,31,123.00	3,00,00,000.00	0.00	0.00	0.00	0.00	1,44,772.00	4,96,61,56,000.00	5,35,07,74,859.00	45,20,91,718.52
ii) Grant (Revenue)	0.00	0.00	4,43,03,643.00	0.00	0.00	25,30,795.00	0.00	0.00	0.00	11,06,98,151.40	30,57,20,637.48
<b>A. Total (a+b-c)</b>	<b>12,03,899.00</b>	<b>1,15,31,123.00</b>	<b>7,43,03,643.00</b>	<b>0.00</b>	<b>0.00</b>	<b>25,30,795.00</b>	<b>0.00</b>	<b>1,44,772.00</b>	<b>4,96,61,56,000.00</b>	<b>5,46,14,73,110.40</b>	<b>75,78,12,356.00</b>
B. Interest On Unspent Grant:											
Opening Balance of the Funds:											
Interest on Unspent Grant (Fixed Deposit)										1,37,38,87,959.00	1,17,62,53,152.00
Interest on Unspent Grant (Saving)										12,09,57,730.00	10,37,32,811.00
<b>Addition during the year:</b>											
Interest on Unspent Grant (Fixed Deposit)										23,82,70,214.70	19,76,34,807.00
Interest on Unspent Grant (Saving)										13,46,08,125.99	1,72,24,919.00
<b>Total (A+B)</b>										<b>7,32,91,97,140.09</b>	<b>2,25,26,58,045.00</b>



DELHI URBAN SHELTER IMPROVEMENT BOARD  
दिल्ली शहरी आश्रय सुधार बोर्ड

**SCHEDULE-2A**

**A. Interest On Unspent Grant (Fixed Deposit)**

	Plan	JNNURM	Total
<b>a)Opening Balance Of Funds:</b>			
<b>Interest On Unspent Grant:-</b>			
For the FY 2012-13	17,65,57,902.00	14,79,94,609.00	32,45,52,511.00
For the FY 2013-14	6,00,19,873.00	89,67,134.00	6,89,87,007.00
For the FY 2014-15	5,18,39,649.00	2,11,88,897.00	7,30,28,546.00
For the FY 2015-16	45,16,440.00	5,39,12,897.00	5,84,29,337.00
For the FY 2016-17	5,73,15,522.00	1,75,47,380.00	7,48,62,902.00
For the FY 2017-18	6,94,80,148.00	2,44,74,244.00	9,39,54,392.00
For the FY 2018-19	10,97,36,190.16	4,01,19,781.30	14,98,55,971.46
For the FY 2019-20	28,09,78,284.80	5,16,04,200.70	33,25,82,485.50
For the FY 2020-21	13,10,02,411.00	6,66,32,396.00	19,76,34,807.00
<b>Total (a)</b>	<b>94,14,46,419.96</b>	<b>43,24,41,539.00</b>	<b>1,37,38,87,958.96</b>

<b>b)Addition to the Funds during the year:</b>			
Interest on Unspent Grant Fixed Deposit	16,56,56,162.74	7,26,14,052.00	23,82,70,214.74
<b>Total (b)</b>	<b>16,56,56,162.74</b>	<b>7,26,14,052.00</b>	<b>23,82,70,214.74</b>
<b>Total Interest on Unspent Grant Fixed Deposit</b>	<b>1,10,71,02,582.70</b>	<b>50,50,55,591.00</b>	<b>1,61,21,58,173.70</b>

**SCHEDULE-2B**

**B. Interest On Unspent Grant (Savings)**

	Plan	JNNURM	Total
<b>a)Opening Balance Of Funds:</b>			
<b>Interest On Unutilized Grant:-Saving</b>			
Interest on Saving Account for the FY 2015-16	69,41,586.00	79,96,060.00	1,49,37,646.00
Interest on Saving Account for the FY 2016-17	1,09,93,903.00	94,49,020.00	2,04,42,923.00
Interest on Saving Account for the FY 2017-18	1,12,27,505.00	1,21,35,195.00	2,33,62,700.00
Interest on Saving Account for the FY 2018-19	1,40,35,258.00	43,61,407.00	1,83,96,665.00
Interest on Saving Account for the FY 2019-20	2,06,29,271.00	59,63,606.00	2,65,92,877.00
Interest on Saving Account for the FY 2020-21	1,26,33,618.00	45,91,301.00	1,72,24,919.00
<b>Total (a)</b>	<b>7,64,61,141.00</b>	<b>4,44,96,589.00</b>	<b>12,09,57,730.00</b>
<b>b)Addition to the Funds during the year:</b>			
Interest on Saving Account for the FY 2021-22	13,26,99,720.99	19,08,405.00	13,46,08,125.99
<b>Total (b)</b>	<b>13,26,99,720.99</b>	<b>19,08,405.00</b>	<b>13,46,08,125.99</b>
<b>Total Interest on Unspent Grant Savings</b>	<b>20,91,60,861.99</b>	<b>4,64,04,994.00</b>	<b>25,55,65,855.99</b>



SCHEDULE-3  
EARMARKED FUNDS

	GPF Fund	NPS Employees Contribution	NPS Employer Contribution	Interest Payable on GPF	Benevolent Fund
a) Opening Balance of the Funds	1,39,09,93,842.36	-89,35,864.00	-1,19,92,880.00	0.00	-45,71,891.00
b) Addition to the Funds	20,92,70,921.00	1,11,91,318.00	1,56,13,701.00	6,85,23,410.00	4,61,414.00
c) Utilization/Expenditure towards the objective of funds	25,35,89,334.00	1,11,91,318.00	1,56,13,701.00	6,85,23,410.00	7,00,000.00
Net Balance at the end of the year (a+b-c)	1,34,66,75,429.36	-89,35,864.00	-1,19,92,880.00	0.00	-48,10,477.00



SCHEDULE-3 EARMARKED FUNDS					
	GIS Fund	Pension Fund	GPF Deposit Link Insurance	Total	
a) Opening Balance of the Funds	3,11,739.00	41,92,27,065.00	-1,17,16,932.00	1,77,33,15,079.36	
b) Addition to the Funds	45,587.00	3,60,56,185.00	0.00	36,85,43,117.00	
c) Utilization/Expenditure towards the objective of funds	0.00	0.00	0.00	25,59,40,969.00	
Net Balance at the end of the year (a+b-c)	3,57,326.00	45,52,93,250.00	-1,17,16,932.00	1,76,48,69,852.36	



DELHI URBAN SHELTER IMPROVEMENT BOARD  
दिल्ली शहरी आश्रय सुधार बोर्ड

SCHEDULE-4 SECURED LOANS AND BORROWINGS		
Particulars	Current Year	Previous Year
Central Government	0.00	0.00
State Government (Specify)	0.00	0.00
Financial Institutions	0.00	0.00
a) Term Loans	0.00	0.00
b) Interest accrued and due	0.00	0.00
Banks	0.00	0.00
a) Term Loans	0.00	0.00
<b>Total</b>	<b>0.00</b>	<b>0.00</b>



✓


DELHI URBAN SHELTER IMPROVEMENT BOARD  
दिल्ली शहरी आश्रय सुधार बोर्ड

SCHEDULE-5		
UNSECURED LOANS AND BORROWINGS		
Particulars	Current Year	Previous Year
Loan from GNCTD (Before 30.06.2010)	21,43,00,955.00	21,43,00,955.00
Loan from GNCTD (After 30.06.2010)	9,81,78,00,000.00	8,69,28,00,000.00
Loan From In-situ Slum Rehabilitation Centre	1,01,00,00,000.00	2,01,00,00,000.00
Loan From JNNURM	49,00,00,000.00	49,00,00,000.00
Interest on Loan From GNCTD (After 30.06.2010)	4,19,86,20,000.00	2,57,60,90,000.00
<b>Total Loan From GNCTD</b>	<b>15,73,07,20,955.00</b>	<b>13,98,31,90,955.00</b>
Loan from JJ Wing	2,34,20,882.00	2,34,20,882.00
<b>Total</b>	<b>15,75,41,41,837.00</b>	<b>14,00,66,11,837.00</b>



DELHI URBAN SHELTER IMPROVEMENT BOARD  
दिल्ली शहरी आश्रय सुधार बोर्ड

SCHEDULE-6 DEFERRED CREDIT ✓		
Particulars	Current Year	Previous Year
Total	0.00	0.00



DELHI URBAN SHELTER IMPROVEMENT BOARD  
दिल्ली शहरी आश्रय सुधार बोर्ड

SCHEDULE-7(A)		
OTHER LIABILITIES		
Particulaurs	Current Year	Previous Year
License Fees (YAP)	4,05,46,160.00	4,05,46,160.00
Registration Money Refundable	2,13,17,854.00	-71,00,146.00
<b>Total</b>	<b>6,18,64,014.00</b>	<b>3,34,46,014.00</b>



DELHI URBAN SHELTER IMPROVEMENT BOARD  
दिल्ली शहरी आश्रय सुधार बोर्ड

SCHEDULE-7(B) DEPOSIT RECEIVED		
Particulars	Current Year	Previous Year
Security/EMD	12,39,66,057.09	29,05,09,948.09
Misc. Deposit	4,23,15,024.80	4,20,54,854.80
<b>Total</b>	<b>16,62,81,081.89</b>	<b>33,25,64,802.89</b>



DELHI URBAN SHELTER IMPROVEMENT BOARD  
दिल्ली शहरी आश्रय सुधार बोर्ड

SCHEDULE-7 (C)				
DUTIES & TAXES				
Particulars	Opening Balance as on 01-April-2021	Amount deducted during the year	Amount paid during the year	Closing Balance as on 31-March-2022
TDS Contractor	3,41,580.00	1,80,10,939.00	1,79,23,851.00	4,28,668.00
TDS Employees	-3,44,766.00	5,36,09,535.00	5,36,07,986.00	-3,43,217.00
WC Tax/Sale tax/GST	46,11,564.00	83,69,488.00	81,97,493.00	47,83,559.00
Labour Cess	-54,24,421.00	67,24,544.00	66,54,886.00	-53,54,763.00
Court Attachment	-43,167.00	853.00	853.00	-43,167.00
Total	-8,59,210.00	8,67,15,359.00	8,63,85,069.00	-5,28,920.00



DELHI URBAN SHELTER IMPROVEMENT BOARD  
दिल्ली शहरी आश्रय सुधार बोर्ड

SCHEDULE-7 (D)				
DEPOSIT WORKS				
Particulars	Opening Balance as on 01-April-2021	Amount Received during the year	Amount Paid during the year	Closing Balance as on 31-March-2022
Funds provided by M.P.	1,02,48,355.00	0.00	0.00	1,02,48,355.00
Funds provided by MLA	15,92,29,278.00	4,15,17,513.00	7,30,35,629.00	12,77,11,162.00
Fund Provided by ST/SC/OBC/GNCTD	34,37,60,209.00	2,19,81,425.00	2,93,51,587.00	33,63,90,047.00
UIDAI-Aadhar	-4,47,251.00	0.00	0.00	-4,47,251.00
Work on behalf of MOW, GOI	-15,08,19,061.00	0.00	0.00	-15,08,19,061.00
Work on behalf of other Department/Social Welfare Department (TYADB)	-1,62,72,124.00	1,41,45,589.00	7,75,105.00	-29,01,640.00
Work on behalf of MTNL	1,97,699.00	0.00	0.00	1,97,699.00
Fund Provided by Dist Urban Devt Authority (DUDA)	13,46,11,413.00	15,00,883.00	14,28,962.00	13,46,83,334.00
Payable to DDA/GNCTD towards cost of land	-14,88,53,954.00	0.00	0.00	-14,88,53,954.00
<b>Total</b>	<b>33,16,54,564.00</b>	<b>7,91,45,410.00</b>	<b>10,45,91,283.00</b>	<b>30,62,08,691.00</b>
Beneficiaries Shares	62,07,70,491.00	66,36,925.00	17,27,964.00	62,56,79,452.00
Land Owning Agencies Contribution	1,81,47,79,808.00	8,10,48,840.00	78,74,629.00	1,88,79,54,019.00
Fixed Deposit Interest On Unspent Amount of Beneficiaries shares & LOA during the year	46,90,93,490.00	23,05,06,631.00	9,16,68,054.00	60,79,32,067.00
Savings Account Interest On Unspent Amount of Beneficiaries shares & LOA during the year	19,16,584.00	11,31,604.01	0.00	30,48,188.01
<b>Total</b>	<b>2,90,65,60,373.00</b>	<b>31,93,24,000.01</b>	<b>10,12,70,647.00</b>	<b>3,12,46,13,726.01</b>
Works on Behalf of DDA	1,89,74,761.00	0.00	0.00	1,89,74,761.00
Recovery from co-operationalisation	1,67,44,887.00	0.00	0.00	1,67,44,887.00
<b>Total</b>	<b>3,57,19,648.00</b>	<b>0.00</b>	<b>0.00</b>	<b>3,57,19,648.00</b>
Squatter Resettlement Scheme/Interim Peripheral	72,58,67,618.00	0.00	0.00	72,58,67,618.00
M/o Civil, Horticulture Electrical Work	-63,50,042.00	0.00	0.00	-63,50,042.00
Share of Land owing Agencies under Clearance operation	-5,65,70,053.00	2,34,195.00	0.00	-5,63,35,858.00
Construction & Management of Night Shelter	45,00,000.00	0.00	0.00	45,00,000.00
Special Subsidy of state Govt. (for SC beneficiary contribution)	18,00,00,000.00	0.00	0.00	18,00,00,000.00
Estate Management Fund - Rehabilitation Scheme	-8,31,53,618.00	0.00	1,13,03,598.00	-9,44,57,216.00
<b>Total</b>	<b>76,42,93,905.00</b>	<b>2,34,195.00</b>	<b>1,13,03,598.00</b>	<b>75,32,24,502.00</b>
<b>Grand Total</b>	<b>4,03,82,28,490.00</b>	<b>39,87,03,605.01</b>	<b>21,71,65,528.00</b>	<b>4,21,97,66,567.01</b>
<b>NOTE:</b>				
<b>Intrest On Unspent Amount of Beneficiaries Share &amp; Land Owning Agency Contribution</b>				
	<b>SIF</b>	<b>LOA</b>	<b>DEMF</b>	<b>TOTAL</b>
<b>a) Opening Balance Of Funds:</b>				
<b>Interest On Unspent Beneficiaries Share &amp; LOA:-</b>				
For the FY 2012-13	0.00	69,975.00	0.00	69,975.00
For the FY 2013-14	1,70,780.00	15,77,953.00	0.00	17,48,733.00
For the FY 2014-15	1,82,93,013.00	9,86,712.00	0.00	1,92,79,725.00
For the FY 2015-16	2,71,94,239.00	2,05,25,260.00	0.00	4,77,19,499.00
For the FY 2016-17	1,69,56,352.00	4,45,25,720.00	11981306.00	7,34,63,378.00
For the FY 2017-18	1,31,17,179.00	5,56,95,519.00	4664118.00	7,34,76,816.00
For the FY 2018-19	2,18,88,102.80	4,98,59,882.30	179560.00	7,19,27,545.10
For the FY 2019-20	1,00,07,921.19	5,49,71,630.66	150969.00	6,51,30,520.85
For the FY 2020-21	2,01,93,405.00	8,89,56,999.40	8604276.00	11,77,54,680.40
<b>Total (a)</b>	<b>12,78,20,991.99</b>	<b>31,71,69,651.36</b>	<b>2,55,80,229.00</b>	<b>47,05,70,872.35</b>
<b>b) Addition to the Funds during the year:</b>				
Interest on Unspent Beneficiaries Shares & LOA -Fixed Depos	19450171.00	10,80,02,821.00	11385585.00	13,88,38,577.00
Savings Account Interest On Unspent Amount of Beneficiaries shares & LOA during the year	5312.00	795788.00	3,30,504.01	11,31,604.01
Interest Not Recorded Earlier	0.00	439201.65	0.00	439201.65
<b>Total (b)</b>	<b>1,94,55,483.00</b>	<b>10,92,37,810.65</b>	<b>1,17,16,089.01</b>	<b>14,04,09,382.66</b>



DELHI URBAN SHELTER IMPROVEMENT BOARD  
दिल्ली शहरी आश्रय सुधार बोर्ड

SCHEDULE-7 (E) RECOVERIES PAYABLE				
Particulars	Opening Balance as on 01-April-2021	Amount deducted during the year	Amount paid during the year	Closing Balance as on 31-March-2022
House Rent Recovery (HRR)	-4,77,947.00	7,01,921.00	4,18,206.00	-1,94,232.00
GPF	32,03,077.00	14,05,93,505.00	14,00,90,156.00	37,06,426.00
GIS	-2,38,870.00	62,456.00	72,384.00	-2,48,798.00
BF Scheme	2,04,04,349.00	4,83,050.00	5,89,014.00	2,02,98,385.00
Other Recovery	23,52,32,646.00	19,17,49,511.00	4,50,24,500.00	38,19,57,657.00
DDA Medical Scheme	0.00	34,32,590.00	34,32,590.00	0.00
New Pension Scheme	-1,25,41,161.00	1,09,64,067.00	1,09,64,067.00	-1,25,41,161.00
Cash Settlement	51,66,155.00	0.00	0.00	51,66,155.00
Society (DUSIB)	-5,00,500.00	93,64,253.00	95,75,916.00	-7,12,163.00
Water Recovery	0.00	3,465.00	3,780.00	-315.00
<b>Total</b>	<b>25,02,47,749.00</b>	<b>35,73,54,818.00</b>	<b>21,01,70,613.00</b>	<b>39,74,31,954.00</b>
<b>Total (Schedule-7)</b>	<b>4,65,36,27,845.89</b>			<b>4,84,48,14,696.90</b>



DELHI URBAN SHELTER IMPROVEMENT BOARD  
दिल्ली शहरी आश्रय सुधार बोर्ड  
Schedule-8  
Fixed Assets

Particulars	Rate	Gross Block			Depreciation			Net Block			
		As at beginning of the year	Addition during the year	Deletions during the year	At the year end of the year	As at the beginning of the year	During the year	Deduction during the year	At the year end	As on 31.03.2022	As on 31.03.2021
Land	0.00%	42,31,58,751.00	0.00	0.00	42,31,58,751.00	0.00	0.00	0.00	0.00	42,31,58,751.00	42,31,58,751.00
Dustbin & Dhalaos	20.00%	82,22,50,403.36	0.00	0.00	82,22,50,403.36	1,87,61,045.19	0.00	0.00	74,72,06,222.62	7,50,44,180.74	9,38,05,325.93
CTCs (Conventional)	20.00%	7,86,40,528.02	0.00	0.00	7,86,40,528.02	15,88,792.48	0.00	0.00	7,18,85,358.10	67,55,169.92	84,43,962.40
CTCs (VAP)	20.00%	16,21,13,516.85	0.00	0.00	16,21,13,516.85	34,81,361.27	0.00	0.00	14,47,06,710.52	1,39,25,445.06	1,74,06,806.33
Pre fab JSCs	20.00%	1,12,73,000.20	0.00	0.00	1,12,73,000.20	2,42,085.84	0.00	0.00	1,03,04,656.86	9,68,343.34	12,10,429.18
MTVs	20.00%	2,29,018.47	0.00	0.00	2,29,018.47	4,918.14	0.00	0.00	2,09,345.93	19,672.54	24,590.68
MTVs (VAP)	20.00%	1,11,19,744.19	0.00	0.00	1,11,19,744.19	2,38,794.69	0.00	0.00	1,01,64,565.44	9,55,178.75	11,93,973.44
Sewer Treatment Plant (VAP)	20.00%	3,77,87,376.69	0.00	0.00	3,77,87,376.69	2,92,66,858.93	0.00	0.00	2,99,70,962.48	28,16,414.21	35,20,517.76
Sanitation Equipments (VAP)	20.00%	25,15,198.53	0.00	0.00	25,15,198.53	54,013.48	0.00	0.00	22,99,144.62	2,16,053.91	2,70,067.39
Lavatory Blocks & Urinals	20.00%	17,30,617.67	0.00	0.00	17,30,617.67	37,164.73	0.00	0.00	15,81,958.74	1,48,658.93	1,85,823.66
Reads, Streets, Lanes	20.00%	19,88,33,276.16	0.00	0.00	19,88,33,276.16	42,69,912.09	0.00	0.00	18,17,63,627.79	1,70,79,648.37	2,13,49,560.46
Structural repair & Maintenance of Slum Katra	20.00%	6,83,10,654.94	0.00	0.00	6,83,10,654.94	13,89,366.52	0.00	0.00	6,27,53,187.25	55,57,467.69	69,46,834.61
Development of Sewerage	20.00%	2,60,67,879.19	0.00	0.00	2,60,67,879.19	5,59,803.44	0.00	0.00	2,38,28,665.41	22,39,213.77	27,99,017.21
Drainage	20.00%	1,33,03,562.83	0.00	0.00	1,33,03,562.83	2,32,68,861.97	0.00	0.00	1,21,60,795.49	11,42,767.35	14,28,459.18
Shishu vatika	10.00%	5,62,42,721.67	0.00	0.00	5,62,42,721.67	3,66,32,097.21	0.00	0.00	3,85,93,159.66	1,76,49,562.01	1,96,10,624.46
Building	1.61%	1,52,50,75,659.10	0.00	0.00	1,52,50,75,659.10	2,07,97,619.76	0.00	0.00	25,40,95,653.55	1,27,09,800.56	1,29,17,77,635.31
Building District Center	1.61%	24,15,102.17	0.00	0.00	24,15,102.17	33,057.57	0.00	0.00	3,94,894.23	20,20,207.94	20,53,265.52
Building School	1.61%	11,58,147.72	0.00	0.00	11,58,147.72	15,852.56	0.00	0.00	1,89,369.14	9,68,778.57	9,84,631.13
Electrical Cables	7.07%	0.00	0.00	0.00	0.00	0.00	0.00	0.00	0.00	0.00	0.00
Computers	15.50%	3,73,77,212.10	12,50,834.00	0.00	3,86,28,046.10	18,24,599.12	0.00	0.00	2,86,81,038.00	99,47,008.10	1,05,20,773.22
Furniture, Fixtures & Office Equipments	9.50%	1,58,36,973.52	49,897.00	0.00	1,58,86,870.52	7,22,427.83	0.00	0.00	90,04,784.92	68,82,075.60	75,54,606.43
Lamp Post & Luminary Fittings	10.00%	6,41,749.02	0.00	0.00	6,41,749.02	4,17,984.97	0.00	0.00	4,40,361.37	2,01,387.65	2,23,764.05
Books	100.00%	26,75,986.00	0.00	0.00	26,75,986.00	0.00	0.00	0.00	26,75,986.00	0.00	0.00
Plants & Machinery	4.75%	1,55,74,557.96	0.00	0.00	1,55,74,557.96	4,61,235.20	0.00	0.00	63,25,578.52	92,48,979.44	97,10,214.64
Vehicles	10.00%	89,60,525.61	0.00	0.00	89,60,525.61	3,64,655.74	0.00	0.00	56,78,623.92	32,81,901.69	36,46,557.43
Developments of Site	0.00%	10,74,05,825.00	92,79,769.00	0.00	11,66,85,594.00	0.00	0.00	0.00	11,66,85,594.00	10,74,05,825.00	10,74,05,825.00
Environmental Improvement in urban Slum	20.00%	2,02,39,758.34	0.00	0.00	2,02,39,758.34	4,34,645.50	0.00	0.00	1,85,01,176.32	17,38,582.00	21,73,227.50
Construction & Management of Night Shelter	1.61%	1,04,14,113.06	0.00	0.00	1,04,14,113.06	1,07,850.22	0.00	0.00	38,23,191.70	65,90,921.36	66,98,771.58
Jan Suvidha Complexes	20.00%	1,56,88,092.07	0.00	0.00	1,56,88,092.07	1,48,65,762.42	0.00	0.00	1,50,30,228.35	6,57,863.72	8,22,329.65
BVK OR pdg. Built up Facilities of C/Halls,	1.61%	43,60,099.68	0.00	0.00	43,60,099.68	59,680.42	0.00	0.00	7,12,921.47	36,47,178.21	37,06,858.63
Construction of Flats at Mata Sundari Road	1.61%	15,17,049.24	0.00	0.00	15,17,049.24	20,765.15	0.00	0.00	2,48,053.27	12,68,995.97	12,89,761.13
Shishu Vatikas / Common spaces	20.00%	30,69,107.20	0.00	0.00	30,69,107.20	65,908.58	0.00	0.00	28,05,472.90	2,63,634.30	3,29,542.88
Centrally Assisted Slum Development	20.00%	18,12,50,580.48	0.00	0.00	18,12,50,580.48	38,92,326.58	0.00	0.00	16,56,81,274.17	1,55,69,306.31	1,94,61,632.89
C/o Houses Under JNNURM	20.00%	0.00	0.00	0.00	0.00	0.00	0.00	0.00	0.00	0.00	0.00
TOTAL(A)		3,86,22,36,788.04	1,05,80,500.00	0.00	3,87,28,17,288.04	1,79,25,22,757.35	0.00	0.00	1,85,51,88,340.01	2,01,76,28,948.02	2,06,97,14,030.68



DELHI URBAN SHELTER IMPROVEMENT BOARD  
दिल्ली शहरी आश्रय सुधार बोर्ड  
Schedule-8  
Fixed Assets

Particulars	Rate	Gross Block			Depreciation			Net Block			
		As at beginning of the year	Addition during the year	Deletions during the year	At the year end of the year	As at the beginning of the year	During the year	Deduction during the year	At the year end	As on 31.03.2022	As on 31.03.2021
Environmental Improvement in Urban Slum	20.00%	72,65,97,543.00	33,86,285.00	0.00	72,99,83,828.00	52,93,13,917.36	4,01,33,982.13	0.00	56,94,47,899.48	16,05,35,928.51	19,72,83,625.54
Slum Kutra Repair/Renewal Programme	20.00%	21,39,33,841.00	84,07,022.00	0.00	22,23,40,863.00	14,49,03,044.35	1,54,87,563.74	0.00	15,03,90,608.08	6,19,50,254.94	6,90,30,796.69
Construction & Management of Night Shelter	1.61%	77,52,19,015.48	3,05,83,437.52	0.00	80,58,12,453.00	7,28,76,282.27	1,18,00,272.35	0.00	8,46,76,554.62	72,11,35,898.37	70,23,52,733.20
Const of pay & use Jan Suvidha Complex	20.00%	1,66,75,68,645.01	6,20,78,288.00	0.00	1,72,96,46,933.01	1,00,25,83,703.17	14,54,12,645.97	0.00	1,14,79,99,349.13	58,16,50,583.87	66,49,84,941.84
Const of Com Hall/Basti Vikas Kendra	1.61%	33,16,94,300.99	57,80,871.00	0.00	33,74,75,171.99	2,54,80,769.26	50,23,109.88	0.00	3,05,03,879.15	30,69,71,292.84	30,62,13,631.73
Improvement of services in SRS Pocket	1.61%	2,14,46,576.00	29,25,723.00	0.00	2,43,72,299.00	6,85,020.58	3,81,365.18	0.00	10,66,385.76	2,33,05,913.24	2,07,61,555.42
Shishu Vatikas / Common spaces in JJ Clusters	20.00%	13,32,60,735.00	20,68,056.00	0.00	13,53,28,791.00	8,00,07,585.33	1,10,64,241.14	0.00	9,10,71,826.46	4,42,56,964.55	5,32,53,149.66
Programme	20.00%	10,18,641.00	0.00	0.00	10,18,641.00	4,57,096.81	1,04,308.84	0.00	6,01,405.65	4,17,235.35	5,21,544.19
C/o Houses under JNNURM	20.00%	8,93,98,19,844.00	8,57,15,399.00	0.00	9,02,55,35,243.00	7,07,84,00,095.20	38,94,27,029.56	0.00	7,46,78,27,124.76	1,55,77,08,118.24	1,86,14,19,748.80
Rajiv Awas Yojna	20.00%	2,25,71,596.00	0.00	0.00	2,25,71,596.00	1,68,14,803.86	11,51,358.43	0.00	1,79,66,162.29	46,05,433.71	57,56,792.14
Trans Yamuna Area Development Board	1.61%	17,24,11,981.00	48,71,354.00	0.00	17,72,83,335.00	1,21,27,351.96	26,59,011.33	0.00	1,47,86,363.28	16,24,96,971.71	16,02,84,629.04
GIA to Existing Infra. of DUSIB	1.61%	47,08,58,487.99	1,34,69,389.00	0.00	48,43,27,876.99	3,38,18,351.14	72,53,203.37	0.00	4,10,71,554.51	44,32,56,322.49	43,70,40,136.85
Swachh Bharat Mission	20.00%	8,67,90,668.00	0.00	0.00	8,67,90,668.00	4,71,47,914.23	79,28,550.75	0.00	5,50,76,464.98	3,17,14,203.02	3,96,42,753.77
National Urban Livelihood Mission	20.00%	10,11,92,998.00	0.00	0.00	10,11,92,998.00	4,54,46,012.35	1,11,49,397.13	0.00	5,65,95,409.48	4,45,97,588.52	5,57,46,985.65
PMAY Housing For All	20.00%	25,55,228.00	0.00	0.00	25,55,228.00	10,47,767.26	3,01,492.16	0.00	13,49,259.42	12,05,968.58	15,07,460.74
Mukhyamantri Awas Yojna	20.00%	0.00	3,38,44,000.00	0.00	3,38,44,000.00	0.00	67,68,800.00	0.00	67,68,800.00	2,70,75,200.00	0.00
Total (a)		13,66,69,50,100.46	25,31,29,824.52	0.00	13,92,00,79,924.98	9,09,11,49,715.12	65,60,46,331.95	0.00	9,74,71,96,047.07	4,17,28,83,877.95	4,57,58,000,385.38
DUSIB (A)+(B)		17,52,91,86,888.51	26,37,10,324.52	0.00	17,79,28,97,213.03	10,88,36,72,472.47	71,87,11,914.61	0.00	11,60,23,84,387.08	6,19,05,12,825.97	6,64,55,14,416.06



DELHI URBAN SHELTER IMPROVEMENT BOARD  
दिल्ली शहरी आश्रय सुधार बोर्ड

SCHEDULE-9 INVESTMENTS FROM EARMARKED/ENDOWMENT FUNDS		
Particulars	Current Year	Previous Year
GPF Fund FDR	0.00	0.00
Accrued Interest	0.00	0.00
<b>Total</b>	<b>0.00</b>	<b>0.00</b>



DELHI URBAN SHELTER IMPROVEMENT BOARD  
दिल्ली शहरी आश्रय सुधार बोर्ड

SCHEDULE-10		
INVESTMENTS OTHERS		
Particulars	Current Year	Previous Year
Non Plan (HQ) FDR	1,69,83,44,652.00	1,56,45,65,200.00
Interest Accrued (Non Plan)	4,63,15,888.34	11,43,61,699.00
Plan(HQ) FDR	6,78,79,58,760.00	6,52,36,00,000.00
Interest Accrued (Plan)	36,89,86,069.70	46,64,08,848.00
<b>Total</b>	<b>8,90,16,05,370.04</b>	<b>8,66,89,35,747.00</b>



DELHI URBAN SHELTER IMPROVEMENT BOARD  
दिल्ली शहरी आश्रय सुधार बोर्ड

SCHEDULE-11		
CURRENT ASSETS, LOANS, ADVANCES ETC		
Particulars	Current Year	Previous Year
<b>CURRENT ASSETS</b>		
Hire Purchase Installments	-22,90,68,401.90	-22,90,68,401.90
<b>Sundry Debtors:</b>		
Debtors of Commercial Properties	0.00	12,40,72,999.00
Less:Written off t/f to Capital A/c	0.00	-12,40,72,999.00
Debtors of Residential Properties	0.00	9,69,590.00
Less:Written off t/f to Capital A/c	0.00	-9,69,590.00
PayU	-4,76,310.39	-85,502.00
Cash-in-hand & Bank Balance (as per Cash Book)	5,84,16,01,152.02	2,00,92,61,516.09
Bank Adjustment	6,59,74,249.05	6,59,74,249.05
Embezzlement	35,70,86,550.70	35,70,86,550.70
Personal Ledger Account	5,58,52,412.00	8,59,58,173.00
<b>Deduction from Employees Salary</b>		
Conveyance Advance	-5,01,395.00	-5,01,395.00
Festival Advance	-11,53,081.00	-11,53,081.00
House Building Advance	-36,01,951.00	-35,71,581.00
Imprest	34,494.00	31,494.00
Temporary Advance	4,500.00	4,500.00
<b>Total</b>	<b>6,08,57,52,218.48</b>	<b>2,34,39,36,521.94</b>
<b>LOANS, ADVANCES AND OTHER ASSETS</b>		
Misc.Advances	9,166.00	9,166.00
Material Advances	64,23,123.00	64,23,123.00
Advance to NGO's	76,47,149.00	76,47,149.00
Loan to MCD	1,07,72,071.00	1,07,72,071.00
<b>Total</b>	<b>2,48,51,509.00</b>	<b>2,48,51,509.00</b>
<b>Grand Total</b>	<b>6,11,06,03,727.48</b>	<b>2,36,87,88,030.94</b>




DELHI URBAN SHELTER IMPROVEMENT BOARD  
दिल्ली शहरी आश्रय सुधार बोर्ड

SCHEDULE-12		
INCOME FROM SALES/SERVICE		
Particulars	Current year	Prevoius Year
Income from sales		
Sale of Finished Goods	0.00	0.00
Sale of Raw Material	0.00	0.00
Sale of Scraps	0.00	0.00
Income from Services		
Labour and Processing Charges	0.00	0.00
Professional/Consultancy Service	0.00	0.00
Agency Commission and Brokerage	0.00	0.00
Maintenance Services (Equipment/Property)	0.00	0.00
Others (Specify)	0.00	0.00
<b>Total</b>	<b>0.00</b>	<b>0.00</b>



DELHI URBAN SHELTER IMPROVEMENT BOARD  
दिल्ली शहरी आश्रय सुधार बोर्ड

SCHEDULE-13 FEES AND SUBSCRIPTION		
Particulars	Current year	Prevoius Year
Licence fee from Institutional Allotment	6,56,57,823.49	7,10,12,612.87
Licence fee + Booking charges from Community Halls	1,60,26,011.00	71,80,100.00
Rent from Chunks/Vacant Land	6,36,31,745.00	2,56,44,146.00
Damages of properties other than Walled city	2,06,38,171.50	2,04,31,182.00
Ground Rent	4,07,18,231.00	2,64,77,159.00
Recovery for Water Charges	0.00	4,251.00
Conversion of JJR Plots/Colonies into Freehold	3,86,120.00	2,09,104.00
Receipt from OCM	15,19,380.00	9,53,070.00
<b>Total</b>	<b>20,85,77,481.99</b>	<b>15,19,11,624.87</b>



DELHI URBAN SHELTER IMPROVEMENT BOARD  
दिल्ली शहरी आश्रय सुधार बोर्ड

SCHEDULE-13 A GRANT FROM GNCTD (WAYS & MEANS)		
Particulars	Current year	Prevoius Year
Grant from GNCTD (Ways & Means)	0.00	0.00
Total	0.00	0.00



DELHI URBAN SHELTER IMPROVEMENT BOARD  
दिल्ली शहरी आश्रय सुधार बोर्ड

SCHEDULE-14		
INCOME FROM INVESTMENTS		
Particulars	Current year	Prevoius Year
(Income on Invest. from Earmarked/Endowment Funds transferred to Funds)	0.00	0.00
Interest	0.00	0.00
On Govt. Securities	0.00	0.00
Other Bonds/Debentures	0.00	0.00
Interest on Non Plan FDR	1,98,05,611.00	2,10,55,548.00
Accrued Interest on Non Plan FDR	4,63,15,888.34	4,97,87,049.00
Dividends:	0.00	0.00
On Shares	0.00	0.00
On Mutual Fund Securities	0.00	0.00
Rents	0.00	0.00
Others (Specify)	0.00	0.00
<b>Total</b>	<b>6,61,21,499.34</b>	<b>7,08,42,597.00</b>
TRANSFERRED TO EARMARKED/ENDOWMENT FUNDS		



DELHI URBAN SHELTER IMPROVEMENT BOARD  
दिल्ली शहरी आश्रय सुधार बोर्ड

SCHEDULE - 15 INCOME FROM ROYALTY, PUBLICATION ETC.		
Particulars	Current year	Prevoius Year
Income from Royalty	0.00	0.00
Income from Publications	0.00	0.00
Others (specify)	0.00	0.00
<b>Total</b>	<b>0.00</b>	<b>0.00</b>



DELHI URBAN SHELTER IMPROVEMENT BOARD  
दिल्ली शहरी आश्रय सुधार बोर्ड

SCHEDULE - 16		
INTEREST EARNED		
Particulars	Current year	Prevoius Year
Interest on Savings Bank Account	1,74,03,380.00	1,66,94,585.36
Other Interest (Outstanding Dues etc.)	25,851.00	85,568.00
Interest on Flexi Deposit Account	62,71,839.00	19,31,373.00
<b>Total</b>	<b>2,37,01,070.00</b>	<b>1,87,11,526.36</b>



DELHI URBAN SHELTER IMPROVEMENT BOARD  
दिल्ली शहरी आश्रय सुधार बोर्ड

SCHEDULE-17 OTHER INCOME		
Particulars	Current year	Prevoius Year
Sale of Tender Forms	12,60,450.00	6,18,000.00
Forfeiture of E.M.D.	8,92,223.00	1,7,89,308.00
Maintenance charges of JSC (JAN SUVIDHA COMPLEXES)	25,570.00	29,127.00
Cleaning Charges & Other Misc. Receipts	10,51,913.00	5,70,836.00
Right to Information Act	3,049.00	17,244.00
Departmental Charges	3,70,54,571.00	6,81,40,508.00
Liquidation of Stalls/Shops under S.C.P	14,89,978.00	27,15,138.00
Liquidation of Commercial Plots	0.00	0.00
Liquidation Of Tenements	1,02,13,335.00	46,47,062.00
Development of Plots (Residential)	0.00	3,73,21,160.00
Parking Fee	1,07,40,727.00	1,58,27,919.00
Liquidation of Institutional Plots	0.00	0.00
Medical Contribution	1,15,42,844.00	1,34,01,555.00
Other Income	3,17,97,743.57	1,49,99,263.60
Dairy Farm Receipts (Premium)	82,000.00	4,33,800.00
House Rent Recovery	1,02,943.00	7,03,633.00
Flat Surrender Charges	19,45,000.00	1,70,000.00
Equated Installment of Housing	72,43,978.00	0.00
<b>Total</b>	<b>11,54,46,324.57</b>	<b>16,13,84,553.60</b>



DELHI URBAN SHELTER IMPROVEMENT BOARD  
दिल्ली शहरी आश्रय सुधार बोर्ड

SCHEDULE-18			
INCREASE/(DECREASE) IN STOCK OF FINISHED GOODS & WORK-IN-PROGRESS			
Particulars	Current year		Prevoius Year
Closing stock		0.00	0.00
Finished Goods		0.00	0.00
Work in -Progress		0.00	0.00
Less: Opening Stock		0.00	0.00
Finished Goods		0.00	0.00
Work in -Progress		0.00	0.00
NET INCREASE/(DECREASE) [a-b]		0.00	0.00



DELHI URBAN SHELTER IMPROVEMENT BOARD  
दिल्ली शहरी आश्रय सुधार बोर्ड


SCHEDULE-19 ESTABLISHMENT EXPENSES		
Particulars	Current year	Prevoius Year
<b>Salaries and Wages</b>		
<b>Admistration and Collection:</b>		
Pay & Allowances to Officers & Staff	28,36,99,673.50	30,27,01,808.00
Pension, Leave Salary & PF Contribution	1,83,25,467.00	2,11,42,741.00
Other Allowances (TA,LTC,CEA,etc)	55,44,253.00	51,72,100.00
Overtime Allowances	0.00	0.00
Fee to Consultants	53,69,886.00	44,16,950.00
<b>Total</b>	<b>31,29,39,279.50</b>	<b>33,34,33,599.00</b>
<b>Execution &amp; Planning:</b>		
Pay & Allowances to Officers & Staff	48,66,09,220.00	54,97,61,162.00
Pension, Leave Salary & PF Contribution	2,63,82,981.00	3,54,95,290.00
Other Allowances (TA,LTC,CEA,etc)	49,56,410.00	52,22,902.00
Overtime Allowances	0.00	0.00
<b>Total</b>	<b>51,79,48,611.00</b>	<b>59,04,79,354.00</b>
<b>Other Establishment Expenses:</b>		
Other Terminal & Retirement Benefits	19,91,68,687.00	28,03,64,707.00
Ex-Gratia	48,06,023.00	56,27,321.00
Medical Reimbursement	4,67,35,120.00	4,07,42,362.00
Pension	48,30,88,392.00	48,68,58,029.00
Wages of DEO/Programmer & Digitalization in DUSIB	3,48,03,509.00	3,58,89,667.00
NPS Employer's Contribution	1,56,13,701.00	1,48,63,256.00
Deposit Link Insurance	2,40,000.00	1,20,000.00
LIC Premium	1,19,367.00	0.00
<b>Total</b>	<b>78,45,74,799.00</b>	<b>86,44,65,342.00</b>
<b>Grand Total</b>	<b>1,61,54,62,689.50</b>	<b>1,78,83,78,295.00</b>



r r


DELHI URBAN SHELTER IMPROVEMENT BOARD  
दिल्ली शहरी आश्रय सुधार बोर्ड

SCHEDULE-20		
ADMINISTRATIVE EXPENSES		
Particulars	Current year	Prevoius Year
<b>ADMINISTRATION &amp; COLLECTION</b>		
Store & Stationery	18,25,177.00	10,33,705.00
Uniforms	12,40,000.00	15,000.00
Telephones	16,66,926.00	22,51,328.00
Fuel & Misc.	18,19,537.00	35,39,999.00
Water Charges	0.00	446.00
Electricity	61,865.00	42,282.00
<b>EXECUTION &amp; PLANNING</b>		
Store & Stationery	69,694.00	0.00
Uniforms	0.00	14,54,577.00
Telephones	5,48,334.00	8,44,854.00
Electricity	75,58,010.00	73,54,550.00
Fuel & Misc.	27,31,183.93	67,75,053.00
Water Charges	6,21,837.00	14,53,855.00
<b>Other Administrative Expenses</b>		
M/o Office Building & Zonal Office Building	39,03,981.00	26,93,664.00
M/o Staff Quarters	0.00	24,080.00
Maintenance of Auto Work Shop i.e. Repair of Vehicles	69,75,097.00	15,78,123.00
Office Space in Habitate Centre	28,95,509.00	18,69,170.00
Provision to Meet out Unforseen Eventualities in JJ Basties/Slum of Delhi and Various projects of Slum & JJ Deptt and Short fall in pension fund	49,000.00	2,08,395.00
Watch & Ward of Assets of DUSIB	3,18,715.00	4,39,009.00
Library Books & Computer Journals	1,49,005.00	2,68,571.00
Land Protection from Encroachment	0.00	10,000.00
Water Charges	0.00	1,575.00
Stationery & M/o Computer Cell	14,70,329.00	11,30,764.00
Resource Mobilisation	0.00	10,000.00
Research Studies,Data Collection & Evaluation through Prof./NGOs/GAs	0.00	46,553.00
Staff Welfare Activities/Recreation /Sports /Cultural	1,62,000.00	1,74,536.00
Publicity Programme for Educating Slum Dwellers	0.00	17,45,268.00
Digitalisation of DUSIB	38,22,813.00	15,09,074.00
Advertisement & Publicity	8,19,559.00	0.00
<b>Total</b>	<b>3,87,08,571.93</b>	<b>3,64,74,431.00</b>



DELHI URBAN SHELTER IMPROVEMENT BOARD  
दिल्ली शहरी आश्रय सुधार बोर्ड

SCHEDULE-21		
FINANCE COST		
Particulars	Current year	Prevoius Year
Refund of Interest - Slum Tenements Registration Scheme	46,51,205.00	13,39,362.00
Interest on GPF	6,85,23,410.00	7,78,37,595.00
Bank Charges	0.00	5,670.70
Interest on Loan From GNCTD (After 30.06.2010)	1,62,25,30,000.00	92,25,30,000.00
<b>Total</b>	<b>1,69,57,04,615.00</b>	<b>1,00,17,12,627.70</b>



DELHI URBAN SHELTER IMPROVEMENT BOARD  
दिल्ली शहरी आश्रय सुधार बोर्ड

Receipts and Payments  
DELHI URBAN SHELTER IMPROVEMENT BOARD  
1-Apr-2021 to 31-Mar-2022

Particular	Current Year	Previous Year	Particular	Current Year	Previous Year
	Receipts			Payment	
<b>Opening Balance</b>			<b>Fixed Assets</b>	10580500.00	1760166.00
Bank Balance	2069261516.09	3051055731.48	<b>Grant</b>		
<b>Grant</b>			Grant (Capital)	253129824.52	271310819.00
Grant (Capital)	5101707000.00	192488300.00	Grant (Revenue)	678670630.08	1070129069.00
Grant (Revenue)	483648144.00	1142500000.00	Grant (Refund)	35609334.00	0.00
<b>Current Liabilities</b>			<b>Current Liabilities</b>		
Duties & Taxes	86715359.00	119117461.00	Duties & Taxes	86385069.00	118853645.00
Deposits Received (Including STD Deposit)	5451003173.87	3759344628.44	Deposits Received (Including STD Deposit)	5199760116.87	4473661823.00
Deposit Works	167065370.00	104029369.00	Deposit Works	125497474.00	769250576.00
Recoveries Payable	357354818.00	242996349.00	Other Liabilities	25405000.00	4921035.00
<b>Current Assets</b>			Recoveries Payable	210170613.00	190775885.00
Hire Purchase Installments	0.00	81113863.40	<b>Current Assets</b>		
Personal Ledger Account	52824270529.00	5135750588.00	Personal Ledger Account	52794164768.00	5149511031.00
Loans & Advances (Accet)	1339053.00	1738382.00	Loans & Advances (Asset)	1311683.00	1655700.00
Sundry Debtors	34045275.40	19220526.00	Sundry Debtors	33654467.00	19135024.00
<b>Indirect Incomes</b>			<b>Indirect Incomes</b>		
Fee And Subscription	210632671.99	153815224.87	Fees And Subscription	110190.00	1903600.00
Interest Earned	6297690.00	2016941.00	Other Income	817691.54	512630.00
Other Income	114319016.11	161897183.60	<b>Indirect Expenses</b>		
<b>Indirect Expenses</b>			Administrative Expenses	38799721.93	38616431.00
Establishment Expenses	8693129.50	12329104.00	Establishment Expenses	1624155819.00	1800707399.00
Administrative Expense	91150.00	2142000.00	Finance Cost	4651205.00	1345032.70
<b>Earmarked Funds</b>			<b>Earmarked Funds</b>		
Benevolent Fund	461414.00	536430.00	Benevolent Fund	700000.00	400000.00
GIS Deposit Fund	45587.00	53872.00	GPF Fund (Inc. Interest)	253589334.00	403682719.00
GPF Fund (Inc. Interest)	140747511.00	159442426.00	GIS deposit Fund	0.00	120672.00
Pension Fund	36066185.00	45934393.00	NPS Employees Contribution	11191318.00	10618938.00
NPS Employees Contribution	11191318.00	10618938.00	NPS Employer Contribution	15613701.00	14863256.00
NPS Employer Contribution	15613701.00	14863256.00	<b>Unsecured Loan &amp; Borrowings</b>		
<b>Unsecured Loan &amp; Borrowings</b>			Loan From In-Situ Slum Rehabilitation	1000000000.00	0.00
Loan from GNCTD	1125000000.00	2000000000.00	<b>Closing Balance</b>		
			Bank Accounts	5841601152.02	2069261516.09
<b>Total</b>	<b>68245569611.96</b>	<b>16413004966.79</b>	<b>Total</b>	<b>68245569611.96</b>	<b>16413004966.79</b>



DELHI URBAN SHELTER IMPROVEMENT BOARD  
दिल्ली शहरी आश्रय सुधार बोर्ड

TRIAL BALANCE				
DELHI URBAN SHELTER IMPROVEMENT BOARD				
1 Apr 2021 to 31 Mar 2022				
	Opening Balance	Transactions		Closing Balance
		Debit	Credit	
<b>SCHEDULE-1</b>				
<b>CAPITAL/CORPUS FUND</b>				
Capital Assets Reserves	4550936996.34	656046331.95	167414425.52	4062305089.91
Corpus/Capital Fund	-9553911609.58	2998695083.19	0.00	-12552606692.77
<b>TOTAL SCHEDULE-1</b>	<b>-5002974613.25</b>	<b>3654741415.14</b>	<b>167414425.52</b>	<b>-8490301602.86</b>
<b>SCHEDULE-2</b>				
<b>CAPITAL GRANT</b>				
Environmental Improvement in Urban Slum	15041602.00	3386285.00	5000000.00	16655317.00
Slum Katra Repair/Renewal Programme	7293084.00	8407022.00	14598000.00	13484062.00
Construction & Management of Night Shelter	64547913.52	30583437.52	12500000.00	46464476.00
Const of pay & use Jan Suvidha Complex	170101532.00	62078288.00	25000000.00	133023244.00
Const of Com Hall/Basti Vikas Kendra	52076263.00	5780871.00	10000000.00	56295392.00
Trans Yamuna Area Development Board	24103019.00	4871354.00	0.00	19231665.00
Shishu Vatika/Common space in JJ Cluster	29242364.00	2068056.00	25000000.00	29674308.00
C/o Houses under JNNURM	0.00	0.00	0.00	0.00
Improvement in Services in SRS Pocket	17336424.00	2925723.00	12500000.00	26910701.00
Isolation Home For Vector Borne Disease	30000000.00	0.00	0.00	30000000.00
Rajiv Awas Yojna	1203899.00	0.00	0.00	1203899.00
GIA to Existing Infrastructure of DUSIB	5391512.00	13469389.00	19609000.00	11531123.00
Swachh Bharat Mission	33209332.00	33209332.00	0.00	0.00
National Urban Livelihood Mission	2400002.00	2400002.00	0.00	0.00
PMAY Housing for All	144772.00	0.00	0.00	144772.00
Mukhyamanti Awas Yojna	0.00	33844000.00	500000000.00	4966156000.00
In-Situ Slum Rehabilitation Scheme	0.00	0.00	0.00	0.00
<b>TOTAL</b>	<b>452091718.52</b>	<b>203023759.52</b>	<b>5101707000.00</b>	<b>5350774959.00</b>
<b>REVENUE GRANT</b>				
Environmental Improvement in Urban Slum	49697656.00	39621282.00	45000000.00	55076374.00
Slum Katra Repair/Renewal Programme	2636196.00	1510187.00	5000000.00	6126009.00
Construction & Management of Night Shelter	10449441.48	182238585.48	171789144.00	0.00
Const of pay & use Jan Suvidha Complex	190599064.00	399941271.00	211859000.00	2516793.00
Const of Com Hall/Basti Vikas Kendra	8837720.00	16337720.00	7500000.00	0.00
Improvement of services in SRS pocket	20000.00	0.00	0.00	20000.00
Shishu Vatika/Common space in JJ Cluster	0.00	29875462.60	30000000.00	124537.40
Preparation of Isolation Home For Vector Borne Diseases	40939775.00	9136132.00	12500000.00	44303643.00
In-Situ Slum Rehabilitation Scheme	2540785.00	9990.00	0.00	2530795.00
<b>TOTAL</b>	<b>305720637.48</b>	<b>678670630.08</b>	<b>483648144.00</b>	<b>1106981514.00</b>
<b>INTEREST ON UNSPENT GRANT</b>	<b>1494845689.00</b>	<b>374740794.00</b>	<b>747619134.69</b>	<b>1867724029.69</b>
<b>REFUND OF GRANT</b>	<b>0.00</b>	<b>35609334.00</b>	<b>35609334.00</b>	<b>0.00</b>
<b>TOTAL SCHEDULE-2</b>	<b>2252658045.00</b>	<b>1292044517.60</b>	<b>6368583612.69</b>	<b>7329197140.09</b>
<b>SCHEDULE-3</b>				
<b>EARMARKED FUNDS</b>				
GPF Fund (Including Interest)	1390993842.36	253589334.00	209270921.00	1346675429.36
NPS Employees Contribution	-8935864.00	11191318.00	11191318.00	-8935864.00
NPS Employer Contribution	-11992880.00	15613701.00	15613701.00	-11992880.00
Interest Payable on GPF	0.00	68523410.00	68523410.00	0.00
Benevolent Fund	-4571891.00	700000.00	461414.00	-4810477.00
GIS Deposit Fund	311739.00	0.00	45587.00	357326.00
Pension Fund	419227065.00	0.00	36066185.00	455293250.00
GPF Deposit Link Insurance	-11716932.00	0.00	0.00	-11716932.00
<b>TOTAL SCHEDULE-3</b>	<b>1773315079.36</b>	<b>349617763.00</b>	<b>341172536.00</b>	<b>1764869852.36</b>
<b>SCHEDULE-5</b>				
<b>UNSECURED LOAN &amp; BORROWINGS</b>				
Loan from GNCTD(Before 30.06.2010)	214300955.00	0.00	0.00	214300955.00
Loan from GNCTD(After 30.06.2010)	8692800000.00	0.00	1125000000.00	9817800000.00
Loan From In-situ Slum Rehabilitation Scheme	2010000000.00	1000000000.00	0.00	1010000000.00
Loan From JNNURM	4900000000.00	0.00	0.00	4900000000.00
Interest on Loan From GNCTD(After 30.06.2010)	2576090000.00	0.00	1622530000.00	4198620000.00
Loan from JJ Wing	234200002.00	0.00	0.00	23420882.00
Unsecured Loan to HQ	0.00	0.00	0.00	0.00
<b>TOTAL SCHEDULE-5</b>	<b>14006611837.00</b>	<b>1000000000.00</b>	<b>2747530000.00</b>	<b>15754141837.00</b>
<b>SCHEDULE-7A</b>				
<b>OTHER LIABILITIES</b>				
Licence Fee YAP	40546160.00	0.00	0.00	40546160.00
Registration Money-Refundable	-7100146.00	25405000.00	53823000.00	21317854.00
<b>TOTAL SCHEDULE-7A</b>	<b>33446014.00</b>	<b>25405000.00</b>	<b>53823000.00</b>	<b>61864014.00</b>
<b>SCHEDULE-7B</b>				
<b>DEPOSITS RECEIVED</b>				
Misc. Deposit	42054854.80	1011092.00	2035222.00	43078984.80
Security/E.M.D.	290509948.09	399879203.00	232571352.00	123202097.09
S.T.D. Deposit (Classified)	0.00	1161270001.87	1161270001.87	0.00
<b>TOTAL SCHEDULE-7B</b>	<b>332564802.89</b>	<b>12013590306.87</b>	<b>11847306585.87</b>	<b>166281081.89</b>

DELHI URBAN SHELTER IMPROVEMENT BOARD  
दिल्ली शहरी आश्रय सुधार बोर्ड

TRIAL BALANCE				
DELHI URBAN SHELTER IMPROVEMENT BOARD				
1-Apr-2021 to 31-Mar-2022				
	Opening Balance	Transactions		Closing Balance
		Debit	Credit	
<b>SCHEDULE-7C</b>				
<b>DUTIES &amp; TAXES</b>				
TDS Contractor	341580.00	17923851.00	18010939.00	428668.00
TDS Employee	-344766.00	53607986.00	53609535.00	-343217.00
WC Tax/VAT/Sale tax/GST	4611564.00	8197493.00	8369488.00	4783559.00
Labour Cess	-5424421.00	6654886.00	6724544.00	-5354763.00
Court Attachment	-43167.00	853.00	853.00	-43167.00
<b>TOTAL SCHEDULE-7C</b>	<b>-859210.00</b>	<b>86385069.00</b>	<b>86715359.00</b>	<b>-528920.00</b>
<b>SCHEDULE-7D</b>				
<b>DEPOSIT WORKS</b>				
Fund provided by MLA	159229278.00	73035629.00	41517513.00	127711162.00
Fund provided by M.P.	10248355.00	0.00	0.00	10248355.00
Fund provided by SC/ST/OBC/GNCTD	343760209.00	29351587.00	21981425.00	336390047.00
UIDAI-Aadhar	-447251.00	0.00	0.00	-447251.00
Work on behalf of MOW, GOI	-150819061.00	0.00	0.00	-150819061.00
Work on behalf of other Department/Social welfare department	-16272124.00	775105.00	14145589.00	-2901640.00
Work on behalf of MTNL	197699.00	0.00	0.00	197699.00
Fund Provided by Dist Urban Devt Authority (DUDA)	134611413.00	1428962.00	1500883.00	134683334.00
Payable to DDA/GNCTD twds cost of land	-148853954.00	0.00	0.00	-148853954.00
<b>TOTAL</b>	<b>331654564.00</b>	<b>104591283.00</b>	<b>79145410.00</b>	<b>306208691.00</b>
Beneficiaries Share	620770491.00	1727964.00	6636925.00	625679452.00
Land Owing Agencies Contribution	1814779808.00	7874629.00	8104884.00	1887954019.00
Interest on Unspent Beneficiaries Share & LOA	471010074.00	91668054.00	231638235.01	610980255.01
<b>TOTAL</b>	<b>2906560373.00</b>	<b>101270647.00</b>	<b>319324000.01</b>	<b>3124613726.01</b>
Works on Behalf of DDA	10974761.00	0.00	0.00	10974761.00
Recovery from co-operationalisation	16744887.00	0.00	0.00	16744887.00
<b>TOTAL</b>	<b>35719648.00</b>	<b>0.00</b>	<b>0.00</b>	<b>35719648.00</b>
Squatter Resettlement Scheme/Interim Peripheral Services	725867618.00	0.00	0.00	725867618.00
M/o Civil, Horticulture & Electrical Work	-6350042.00	0.00	0.00	-6350042.00
Share of Land owing Agencies under Clearance operation	-56570053.00	0.00	234195.00	-56335858.00
Construction & Management of Night Shelter	4500000.00	0.00	0.00	4500000.00
Special Subsidy of State Govt. (for SC Beneficiary Contribution)	180000000.00	0.00	0.00	180000000.00
Estate Management Fund - Rehabilitation Scheme	-83153610.00	11303590.00	0.00	94457216.00
<b>TOTAL</b>	<b>764293905.00</b>	<b>11303598.00</b>	<b>234195.00</b>	<b>753224502.00</b>
<b>TOTAL SCHEDULE-7D</b>	<b>4038228490.00</b>	<b>217165528.00</b>	<b>398703605.01</b>	<b>4219766567.01</b>
<b>SCHEDULE-7E</b>				
<b>RECOVERIES PAYABLE</b>				
House Rent Recovery (HRR)	-477947.00	418206.00	701921.00	-194232.00
GPF	3203077.00	140090156.00	140593505.00	3706426.00
GIS	-238870.00	72384.00	62456.00	-248798.00
BF Scheme	20404349.00	589014.00	483050.00	20298385.00
Other Recovery	235232646.00	45024500.00	191749511.00	381957657.00
DDA Medical Scheme	0.00	3432590.00	3432590.00	0.00
New Pension scheme	-12541161.00	10964067.00	10964067.00	-12541161.00
Cash Settlement	5166155.00	0.00	0.00	5166155.00
Society (DHSB)	-500500.00	9575916.00	9364253.00	-712163.00
Water Recovery	0.00	3780.00	3465.00	-315.00
<b>TOTAL SCHEDULE-7E</b>	<b>250247749.00</b>	<b>210170613.00</b>	<b>357354818.00</b>	<b>397431954.00</b>
<b>TOTAL SCHEDULE-7</b>	<b>4653627845.89</b>	<b>12552716516.87</b>	<b>12743903367.88</b>	<b>4844814696.90</b>



DELHI URBAN SHELTER IMPROVEMENT BOARD  
दिल्ली शहरी आश्रय सुधार बोर्ड

TRIAL BALANCE  
DELHI URBAN SHELTER IMPROVEMENT BOARD  
1-Apr-2021 to 31-Mar-2022

	Opening	Transactions		Closing
	Balance	Debit	Credit	Balance
<b>SCHEDULE-8</b>				
<b>OTHER FIXED ASSETS</b>				
Centrally Assisted Slum Develop Programme	19461632.89	0.00	3892326.58	15569306.31
Construction of Flats at Mata Sundari Road	1289761.13	0.00	20765.15	1268995.98
Construction & Mgmt of Night Shelter	6698771.60	0.00	107850.22	6590921.38
Environmental Improvement in Urban Slum	2173227.48	0.00	434645.50	1738581.98
Jan Suvidha Complexes	822329.64	0.00	164465.93	657863.71
Basti Vikas Kendra or Providing Built up Facility of Com. Hall	3706858.63	0.00	59680.42	3647178.21
Shishu Vatikas / Common spaces in JJ Cluster	329542.87	0.00	65908.58	263634.29
Slum Katra Repair/ Renewal Programme	0.00	0.00	0.00	0.00
Building(Office Building & Zonal Office Building)	1291777625.30	0.00	20797619.76	1270980005.54
Building District Center	2053265.52	0.00	33057.57	2020207.95
Computers(Establishment of Computer Cell)	10520773.21	1250834.00	1824599.12	9947008.09
CTCs (Conventional)	8443962.40	0.00	1688792.48	6755169.92
CTCs (YAP)	17406806.33	0.00	3481361.27	13925445.06
Building School	984631.14	0.00	15852.56	968778.58
Development of Sewerage	2799017.22	0.00	559803.44	2239213.78
Developments of Site	107405825.00	9279769.00	0.00	116685594.00
Drainage	1428459.18	0.00	285691.84	1142767.34
Dustbin & Dhalaos	93805225.96	0.00	18761045.19	75044180.78
Furniture, Fixtures & Office Equipments	7554606.41	49897.00	722427.83	6882075.58
Lamp Post & Luminary Fittings	223764.06	0.00	22376.40	201387.66
Land	423158751.00	0.00	0.00	423158751.00
Lavatory Blocks & Urinals	185823.66	0.00	37164.73	148658.93
MTVs	24590.63	0.00	4918.13	19672.48
MTVs (YAP)	1193973.44	0.00	238794.69	955178.75
Plants & Machinery	9710214.64	0.00	461235.20	9248979.44
Prefab JSCs	1210429.18	0.00	242085.84	968343.34
Roads, Streets, Lanes	21349560.51	0.00	4269912.09	17079648.44
Sanitation Equipments (YAP)	270067.36	0.00	54013.48	216053.87
Sewer Treatment Plant (YAP)	3520517.77	0.00	704103.55	2816414.22
Shishu vatika	19610624.44	0.00	1961062.45	17649561.98
Structural Repair & Maintenance of Slum Katra	6946834.66	0.00	1389366.92	5557467.75
Vehicles	3646557.42	0.00	364655.74	3281901.68
<b>TOTAL</b>	<b>2069714030.68</b>	<b>10580500.00</b>	<b>62665582.66</b>	<b>2017628948.02</b>
<b>CAPITAL GRANT ASSETS</b>				
C/o Houses under JNNURM	1861419748.84	85715399.00	389427029.56	1557708118.30
Const of pay & use Jan Suvidha Complex	664984941.84	62078288.00	145412645.97	581650583.87
Construction & Management of Night Shelter	702352733.24	30583437.52	11800272.35	721135898.43
Trans Yamuna Area Development Board	160284629.04	4871354.00	2659011.33	162496971.71
Environmental Improvement in Urban Slum	197283625.64	3386285.00	40133982.13	160535928.51
GA to Existing Infrastructure of DUSIB	437040136.84	13469389.00	7253203.37	443256322.47
Improvement of Services in SRS Pocket	20761555.38	2925723.00	381365.18	23305913.18
Const of Com Hall/Basti Vikas Kendra	306213531.70	5780871.00	5023109.88	306971292.81
Mukhyamanti Awas Yojna	0.00	33844000.00	6768800.00	27075199.99
National Urban Livelihood Mission	55746985.65	0.00	11149397.13	44597588.52
PMAY Housing for All	1507460.74	0.00	301492.15	1205968.59
Rajiv Awas Yojna	5756792.16	0.00	1151358.43	4605433.74
Shishu Vatika/Common space in JJ Cluster	53253149.65	2068056.00	11064241.14	44256964.50
Slum Katra Repair/Renewal Programme	69030796.74	8407022.00	15487563.74	61950255.00
Swachh Bharat Mission	39642753.73	0.00	7928550.75	31714202.98
Centrally Assisted Slum Development Programme	521544.19	0.00	104308.84	417235.35
<b>TOTAL</b>	<b>4575800385.38</b>	<b>253129824.52</b>	<b>656046331.95</b>	<b>4172883877.95</b>
<b>TOTAL SCHEDULE-8</b>	<b>6645514416.06</b>	<b>263710324.52</b>	<b>718711914.61</b>	<b>6190512825.97</b>
<b>SCHEDULE-9</b>				
<b>INVESTMENTS FROM EARMARKED FUND</b>				
GPF Fund-FDR	0.00	0.00	0.00	0.00
Interest Accrued-GPF FDR	0.00	0.00	0.00	0.00
<b>TOTAL SCHEDULE-9</b>	<b>0.00</b>	<b>0.00</b>	<b>0.00</b>	<b>0.00</b>
<b>SCHEDULE-10</b>				
<b>INVESTMENTS OTHER</b>				
Interest Accrued-Non Plan	114361699.00	46315888.34	114361699.00	46315888.34
Interest Accrued-Plan	466408848.00	368986069.70	466408848.00	368986069.70
Non Plan(HQ) FDR	1564565200.00	2018344652.00	1884565200.00	1698344652.00
Plan(HQ) FDR	6523600000.00	4377958760.00	4113600000.00	6787958760.00
<b>TOTAL SCHEDULE-10</b>	<b>8668935747.00</b>	<b>6811605370.04</b>	<b>6578935747.00</b>	<b>8901605370.04</b>



DELHI URBAN SHELTER IMPROVEMENT BOARD  
दिल्ली शहरी आश्रय सुधार बोर्ड


**TRIAL BALANCE**  
**DELHI URBAN SHELTER IMPROVEMENT BOARD**  
1-Apr-2021 to 31-Mar-2022

SCHEDULE-11	Opening	Transactions		Closing
	Balance	Debit	Credit	Balance
<b>Current Assets</b>				
Hire Purchase Installments	-229068401.90	0.00	0.00	-229068401.90
<b>Sundry Debtors</b>				
Debtors of Commercial Properties	0.00	0.00	0.00	0.00
Debtors of Residential Properties	0.00	0.00	0.00	0.00
PayU	-85502.00	33654467.00	34045275.40	-476310.39
<b>Bank Accounts</b>	2069261516.09	66176308095.87	62403968459.94	5841601152.02
<b>Bank Adjustment</b>	65974249.05	0.00	0.00	65974249.05
<b>Embezzlement</b>	357086550.70	0.00	0.00	357086550.70
<b>Personal Ledger Account</b>	85958173.00	52794164768.00	52824270529.00	55852412.00
<b>Deduction from Employees Salary</b>				
Conveyance Advance	-501395.00	0.00	0.00	-501395.00
Festival Advance	-1153081.00	0.00	0.00	-1153081.00
House Building Advance	-3571581.00	0.00	30370.00	-3601951.00
Imprest	31494.00	1026683.00	1023683.00	34494.00
Temporary Advance	4500.00	285000.00	285000.00	4500.00
<b>Loans, Advances &amp; Other Assets</b>				
Misc Advance	9166.00	0.00	0.00	9166.00
Advance to NGO's	7647149.00	0.00	0.00	7647149.00
Recoverable From Canara Bank	0.00	0.00	0.00	0.00
<b>Loan to MCD</b>	10772071.00	0.00	0.00	10772071.00
<b>Material Advances</b>	6423123.00	0.00	0.00	6423123.00
<b>TOTAL SCHEDULE-11</b>	<b>2368788030.94</b>	<b>119005439013.87</b>	<b>115263623317.34</b>	<b>6110603727.48</b>
<b>SCHEDULE-13</b>				
<b>FEE AND SUBSCRIPTION</b>				
Licence fee (Tenements/Residential/Commercials)		0.00	65657823.49	
Licence fee + Booking charge from Community Halls		0.00	16026011.00	
Rent from chunks/vacant land		0.00	63631745.00	
Damages of properties other than in walled city		0.00	20638171.50	
Ground Rent		0.00	40718231.00	
Recovery for Water Charges		0.00	0.00	
Conversion of Properties from Lease-to-Freehold Right		0.00	386120.00	
Receipt from OCM		0.00	1519380.00	
<b>TOTAL SCHEDULE-13</b>		<b>0.00</b>	<b>208577481.99</b>	
<b>SCHEDULE-13A</b>				
Grant from GNCTD (Ways & Means)		0.00	0.00	
<b>TOTAL SCHEDULE-13A</b>		<b>0.00</b>	<b>0.00</b>	
<b>SCHEDULE-14</b>				
Interest Accrued on Non Plan FDR		0.00	46315888.34	
Interest Earned on Non Plan FDR		0.00	19805611.00	
<b>TOTAL SCHEDULE-14</b>		<b>0.00</b>	<b>66121499.34</b>	
<b>SCHEDULE-16</b>				
<b>INTEREST EARNED</b>				
Other Interest (Outstanding dues etc.)		0.00	25851.00	
Interest on Savings Account		0.00	17403380.00	
Interest on Flexi Deposit Account		0.00	6271839.00	
<b>TOTAL SCHEDULE-16</b>		<b>0.00</b>	<b>23701070.00</b>	
<b>SCHEDULE-17</b>				
<b>OTHER INCOME</b>				
Sale of Tender Forms		0.00	1260450.00	
Forfeiture of Earnest Money		0.00	892223.00	
Maintenance charges of JSC (JAN SUVIDHA COMPLEX)		0.00	25570.00	
Cleaning Charges & Other Misc. Receipts		0.00	1051913.00	
Right to Information Act-2005		0.00	3049.00	
Departmental Charges		0.00	37054571.00	
Liquidation of Stalls/shops under S.C.P		0.00	1489978.00	
Liquidation of Commercial Plots		0.00	0.00	
Liquidation of Tenements		0.00	10213335.00	
Developments of Plots/Projects - (Residential)		0.00	0.00	
Parking Fee		0.00	10740727.00	
Liquidation of Institutional plots		0.00	0.00	
Medical Contribution		0.00	11542844.00	
Other Income		0.00	31797743.57	
Dairy Farm Receipt (Premium)		0.00	82000.00	
House Rent Recovery		0.00	102943.00	
Flat Surrender Charges		0.00	1945000.00	
Equated Installment of Housing		0.00	7243978.00	
<b>TOTAL SCHEDULE-17</b>		<b>0.00</b>	<b>115446324.57</b>	



DELHI URBAN SHELTER IMPROVEMENT BOARD  
दिल्ली शहरी आश्रय सुधार बोर्ड

TRIAL BALANCE				
DELHI URBAN SHELTER IMPROVEMENT BOARD				
1-Apr-2021 to 31-Mar-2022				
	Opening Balance	Transactions		Closing Balance
		Debit	Credit	
<b>SCHEDULE-19</b>				
<b>ESTABLISHMENT EXPENSES</b>				
<b>Admin &amp; Collection</b>				
Pay & Allowances to officers & staff		283699673.50	0.00	
Pension & Leave salary Contribution		18325467.00	0.00	
Other allowances (TA, LTC)		5544253.00	0.00	
Overtime allowances		0.00	0.00	
Fee to Consultants		5369886.00	0.00	
<b>TOTAL</b>		<b>312939279.50</b>	<b>0.00</b>	
<b>Execution &amp; Planning</b>				
Pay & Allowances to Officers & Staff		486609220.00	0.00	
Pension & Leave salary Contribution		26382981.00	0.00	
Other allowances (TA, LTC)		4956410.00	0.00	
Overtime Allowances		0.00	0.00	
<b>TOTAL</b>		<b>517948611.00</b>	<b>0.00</b>	
<b>Other Establishment Expenses</b>				
Other Terminal & Retirement Benefits		199168687.00	0.00	
Ex-Gratia		4806023.00	0.00	
Medical Reimbursement		46735120.00	0.00	
Pension		483088392.00	0.00	
Wages of DEO/Programmer & Digitalization in DUSIB		34803509.00	0.00	
NPS Employer's Contribution		15613701.00	0.00	
Deposit Link Insurance		240000.00	0.00	
LIC Premium		119367.00	0.00	
<b>TOTAL</b>		<b>784574799.00</b>	<b>0.00</b>	
<b>TOTAL SCHEDULE-19</b>		<b>1615462689.50</b>	<b>0.00</b>	
<b>SCHEDULE-20</b>				
<b>ADMINISTRATIVE EXPENSES</b>				
<b>Admin &amp; Collection</b>				
Store & Stationery (General & Computer)		1825177.00	0.00	
Uniforms		1240000.00	0.00	
Telephone Expenses		1666926.00	0.00	
Fuel & Misc.		1819537.00	0.00	
Water Charges		0.00	0.00	
Electricity		61865.00	0.00	
<b>Execution &amp; Planning</b>				
Store & Stationery (General & Computer)		69694.00	0.00	
Uniforms		0.00	0.00	
Telephone Expenses		548334.00	0.00	
Electricity		7558010.00	0.00	
Fuel & Misc.		2731183.93	0.00	
Water Charges		621837.00	0.00	
<b>Other Administrative Expenses</b>				
M/o Office Building & Zonal Office Building		3903981.00	0.00	
M/o Staff Quarters		0.00	0.00	
M/o Auto Workshop i.e. repair of vehicle		6975097.00	0.00	
Office Space in Habitat Centre		2895509.00	0.00	
Provision for Unforeseen Eventualities in JJ Basties		49000.00	0.00	
Watch & ward of assets of DUSIB		318715.00	0.00	
Library Books & Computer Journals		149005.00	0.00	
Land Protection from Encroachment		0.00	0.00	
Water Charges		0.00	0.00	
Stationery & M/o Computer Cell		1470329.00	0.00	
Resource Mobilisation		0.00	0.00	
Research Studies, Data Collection & Evaluation through		0.00	0.00	
Staff Welfare Activities/Recreation/Sports/Cultural		162000.00	0.00	
Publicity Prog. for Educating Slum Dwellers		0.00	0.00	
Digitalization of DUSIB		3822813.00	0.00	
Advertisement & Publicity		819559.00	0.00	
<b>TOTAL SCHEDULE-20</b>		<b>38708571.93</b>	<b>0.00</b>	
<b>SCHEDULE-21</b>				
<b>FINANCE COST</b>				
Interest on GPF		68523410.00	0.00	
Registration Money-Interest		4651205.00	0.00	
Interest on Loan From GNCTD (After 30.06.2010)		1622530000.00	0.00	
Bank Charges		0.00	0.00	
<b>TOTAL SCHEDULE-21</b>		<b>1695704615.00</b>	<b>0.00</b>	
Depreciation Revenue		62665582.66	0.00	
Profit & Loss A/c		0.00	2998695083.19	
<b>GRAND TOTAL</b>		<b>148342416380.13</b>	<b>148342416380.13</b>	



Opening Investment as on 01.04.2021 (Deposit Works)

Sl.No	Name of Bank	Date of Investment	FDR No.	Period of Investment	Amount of Investment	Rate of Interest P.A.(%)	Date of Maturity	Maturity Value	Accrued Interest as on 01.04.2021	Remarks (Sl.No./ Page No.)
1	Allahabad Bank	09.07.2020	50522793800	1 Year	₹ 17,00,00,000.00	4.00	09.07.2021	₹ 17,69,02,681.00	₹ 69,02,681.00	68/7
2	Indian Bank	17.07.2020	50523337888	1 Year	₹ 30,00,00,000.00	3.75	17.07.2021	₹ 31,14,09,194.00	₹ 79,88,850.00	20/4
3	PNB	30.04.2019	16200258	2 Years	₹ 50,00,00,000.00	4.75	30.04.2021	₹ 56,37,78,339.00	₹ 4,75,34,838.00	62/20/Re-invest
4	CBI	14.08.2019	3768048143	2 Years	₹ 15,65,200.00	6.25	14.08.2021	₹ 17,71,890.00	₹ 1,66,804.00	67/6/Re-invest
5	Indian Bank	17.07.2020	50523337904	1 Year	₹ 27,00,00,000.00	3.75	17.07.2021	₹ 28,02,68,275.00	₹ 33,40,152.00	69/7
	<b>TOTAL</b>				<b>₹ 1,24,15,65,200.00</b>			<b>₹ 1,33,41,30,379.00</b>	<b>₹ 6,59,33,325.00</b>	



Additional Investment during the Financial Year 2021-22 (Deposit Works)

Sl.No	Name of Bank	Date of Investment	FDR No.	Period of Investement	Amount of Investment	Rate of Interest PA(%)	Date of Maturity	Maturity Value	Remarks (Sl.No./ Page No.)	Cash Book (Page No.)
1	CBI	15.09.2021	5144503764	14 Days	₹ 18,00,00,000.00	2.90	29.09.2021	₹ 18,01,60,175.00	7/72	01/189
2	CBI	15.09.2021	5144479399	44 Days	₹ 14,00,00,000.00	2.65	29.10.2021	₹ 14,02,27,683.00	7/72	01/189
3	Allahabad Bank	09.07.2021	50522793800	1 Years	₹ 17,69,02,681.00	4.00	09.07.2022	₹ 18,40,85,640.00	68/7	Re-Invest
4	Indian Bank	17.07.2021	50523337788	1 Years	₹ 31,14,09,194.00	3.50	17.07.2022	₹ 32,24,52,406.00	20/4	Re-Invest
5	PNB	30.04.2021	16200258	1 Years	₹ 56,37,78,339.00	4.05	30.04.2022	₹ 58,11,71,251.00	62/20	Re-Invest
6	CBI	14.08.2021	3768048143	1 Years	₹ 17,71,890.00	6.25	14.08.2022	₹ 18,85,256.00	67/6	Re-Invest
7	Indian Bank	17.07.2021	50523337904	1 Years	₹ 28,02,68,275.00	3.50	17.07.2022	₹ 29,02,07,165.00	69/7	Re-Invest
	<b>TOTAL</b>				<b>₹ 1,65,41,30,379.00</b>			<b>₹ 1,70,01,89,576.00</b>		



Matured from Opening During Financial Year 2021-22 (Deposit Works)

Sl.No	Name of Bank	Date of Investment	FDR No.	Period of Investment	Amount of Investment	Rate of Interest PA(%)	Date of Maturity	Maturity Value	Total Interest Received	Opening Accrued As On 01.04.2021 To Be Reverse	22(Total Interest Less opening accrued)	Cash Book (Page No.)
1	Allahabad Bank	09.07.2020	50522793800	1 Year	₹ 17,00,00,000.00	4.00	09.07.2021	₹ 17,69,02,681.00	₹ 69,02,681.00	₹ 69,02,681.00	₹ 0.00	Re-invest
2	Indian Bank	17.07.2020	50523337788	1 Year	₹ 30,00,00,000.00	3.75	17.07.2021	₹ 31,14,09,194.00	₹ 1,14,09,194.00	₹ 79,88,850.00	₹ 34,20,344.00	Re-invest
3	PNB	30.04.2019	16200258	2 Years	₹ 50,00,00,000.00	4.75	30.04.2021	₹ 56,37,78,339.00	₹ 6,37,78,339.00	₹ 4,75,34,838.00	₹ 1,62,43,501.00	Re-invest
4	CBI	14.08.2019	3768048143	2 Years	₹ 15,65,200,000.00	6.25	14.08.2021	₹ 17,71,890.00	₹ 2,06,690.00	₹ 1,66,804.00	₹ 39,886.00	Re-invest
5	Indian Bank	17.07.2020	50523337904	1 Year	₹ 27,00,00,000.00	3.75	17.07.2021	₹ 28,02,68,275.00	₹ 1,02,68,275.00	₹ 33,40,152.00	₹ 69,28,123.00	Re-invest
					₹ 1,24,15,65,200.00			₹ 1,33,41,30,379.00	₹ 9,25,65,179.00	₹ 6,59,33,325.00	₹ 2,66,31,854.00	

Matured from Addition Investment During Financial Year 2021-22 (Deposit Works)

Sl.No	Name of Bank	Date of Investment	FDR No.	Period of Investment	Amount of Investment	Rate of Interest PA(%)	Date of Maturity	Maturity Value	Total Interest Received	Opening Accrued As On 01.04.2021 To Be Reverse	Interest in 2021-22	Cash Book (Page No.)
1	CBI	15.09.2021	5144503764	14 Days	₹ 18,00,00,000.00	2.90	29.09.2021	₹ 18,01,60,175.00	₹ 1,60,175.00	-	₹ 1,60,175.00	02.36
2	CBI	15.09.2021	5144479399	44 Days	₹ 14,00,00,000.00	2.65	29.10.2021	₹ 14,02,27,683.00	₹ 2,27,683.00	-	₹ 2,27,683.00	02.79
	TOTAL				₹ 32,00,00,000.00			₹ 32,03,87,858.00	₹ 3,87,858.00		₹ 3,87,858.00	




DELHI URBAN SHELTER IMPROVEMENT BOARD  
दिल्ली शहरी आश्रय सुधार बोर्ड

Closing Investment during Financial Year 2021-22 (Deposit Works)													
Sl.No	Name of Bank	Date of Investment	FDR No.	Period of Investment	Amount of Investment	Rate of Interest P.A.(%)	Date of Maturity	Maturity Value	No. Of Days Upto 31.03.2022	Accrued Interest as on 31.03.2022 to be taken in B/Sheet	Opening Accrued As On 01.04.2021	Accrued Interest For The Year To Taken In Income	Remarks (Sl.No./ Page No.)
1	Allahabad Bank	09.07.2021	5C322793800	1 Years	₹ 17,69,02,681.00	4.00	09.07.2022	₹ 18,40,85,640.00	265 Days	₹ 51,86,506.00	-	₹ 51,86,506.00	68/7/Re-invest
2	Indian Bank	17.07.2021	5C323337788	1 Years	₹ 31,14,09,194.00	3.50	17.07.2022	₹ 32,24,52,406.00	257 Days	₹ 77,35,449.00	-	₹ 77,35,449.00	20/4/Re-invest
3	PNB	30.04.2021	16200258	1 Years	₹ 56,37,78,339.00	4.05	30.04.2022	₹ 58,11,71,251.00	335 Days	₹ 1,59,63,357.59	-	₹ 1,59,63,357.59	62/20/Re-invest
4	CBI	14.08.2021	3768048143	1 Years	₹ 17,71,890.00	6.25	14.08.2022	₹ 18,85,256.00	229 Days	₹ 70,301.00	-	₹ 70,301.00	67/6/Re-invest
5	Indian Bank	17.07.2021	5C323337904	1 Years	₹ 28,02,68,275.00	3.50	17.07.2022	₹ 29,02,07,165.00	257 Days	₹ 69,98,067.75	-	₹ 69,98,067.75	69/7/Re-invest
	<b>TOTAL</b>				<b>₹ 1,33,41,30,379.00</b>			<b>₹ 1,37,98,04,718.00</b>		<b>₹ 3,59,53,681.34</b>	<b>₹ 0.00</b>	<b>₹ 3,59,53,681.34</b>	

NOTE: ACCRUED INTEREST FORMULA :

(i)  $A = P[1 + (r/4)^4] - P$  (FOR PERIOD MORE THAN 90 DAYS)

(ii)  $A = P(1 + rt)$  (FOR PERIOD LESS THAN 90 DAYS)



DELHI URBAN SHELTER IMPROVEMENT BOARD  
दिल्ली शहरी आश्रय सुधार बोर्ड

Opening Investment as on 01.04.2021 (S.R.S)

Sl.No	Name of Bank	Date of Investment	FDR No.	Period of Investement	Amount of Investment	Rate of Interest PA(%)	Date of Maturity	Maturity Value	Accrued Interest as on 01.04.2021	Remarks (Sl.No./ Page No.)
1	PNB	30.04.2019	16200267	2 Years	₹ 32,00,00,000.00	7.35	30.04.2021	₹ 36,08,18,137.00	₹ 4,80,43,092.00	22/24
	<b>TOTAL</b>				₹ 32,00,00,000.00			₹ 36,08,18,137.00	₹ 4,80,43,092.00	

Addition Investment during the Financial Year 2021-22 (S.R.S)

Sl.No	Name of Bank	Date of Investment	FDR No.	Period of Investement	Amount of Investment	Rate of Interest PA(%)	Date of Maturity	Maturity Value	Remarks (Sl.No./ Page No.)	Cash Book (Page No.)
1	PNB	30.04.2021	16200267	1 Years	₹ 36,08,18,137.00	3.05	30.04.2022	₹ 37,19,49,600.00	22/24	Re-Invest
	<b>TOTAL</b>				₹ 36,08,18,137.00			₹ 37,19,49,600.00		




DELHI URBAN SHELTER IMPROVEMENT BOARD  
दिल्ली शहरी आश्रय सुधार बोर्ड

Matured from Opening During Financial Year 2021-22 (S.R.S)												
Sl.No	Name of Bank	Date of Investment	FDR No.	Period of Investment	Amount of Investment	Rate of Interest P.A(%)	Date of Maturity	Maturity Value	Total Interest Received	Opening Accrued As On 01.04.2021 To Be Reverse	Interest in 2021-22 (Total Interest Less opening accrued)	Cash Book (Page No.)
1	PNB	30.04.2019	16200267	2 Years	₹ 32,00,00,000.00	7.35	30.04.2021	₹ 36,08,18,137.00	₹ 4,08,18,137.00	₹ 4,80,43,092.00	-₹ 72,24,955.00	Re-Invest
	TOTAL				₹ 32,00,00,000.00			₹ 36,08,18,137.00	₹ 4,08,18,137.00	₹ 4,80,43,092.00	-₹ 72,24,955.00	

Matured from Addition Investment During Financial Year 2021-22 (S.R.S)												
Sl.No	Name of Bank	Date of Investment	FDR No.	Period of Investment	Amount of Investment	Rate of Interest P.A(%)	Date of Maturity	Maturity Value	Total Interest Received	Opening Accrued As On 01.04.2021 To Be Reverse	Interest in 2021-22	Cash Book (Sl./Page No.)

NIL



DELHI URBAN SHELTER IMPROVEMENT BOARD  
दिल्ली शहरी आश्रय सुधार बोर्ड

Closing Investment during Financial Year 2021-22 (S.R.S)

Sl.No	Name of Bank	Date of Investment	FDR No.	Period of Investment	Amount of Investment	Rate of Interest P.A.(%)	Date of Maturity	Maturity Value	No. Of Days Upto 31.03.2022	Accrued Interest as on 31.03.2022 to be taken in B/Sheet	Opening Accrued As On 01.04.2021	Accrued Interest For The Year To Taken In Income	Remarks (Sl.No./ Page No.)
1	PNB	30.04.2021	16200267	1 Years	₹ 36,08,18,137.00	3.05	30.04.2022	₹ 37,19,49,600.00	335 Days	₹ 1,02,03,737.00	-	₹ 1,02,03,737.00	22 24
	TOTAL				₹ 36,08,18,137.00			₹ 37,19,49,600.00		₹ 1,02,03,737.00	₹ 0.00	₹ 1,02,03,737.00	

NOTE: ACCRUED INTEREST FORMULA :

(i)  $A = P[1 + (r/400)] - P$  (FOR PERIOD MORE THAN 90 DAYS)

(ii)  $A = P(1 + rt)$  (FOR PERIOD LESS THAN 90 DAYS)

DELHI URBAN SHELTER IMPROVEMENT BOARD  
दिल्ली शहरी आश्रय सुधार बोर्ड

Opening Investment as on 01.04.2021 (YAP)										
Sl.No	Name of Bank	Date of Investment	FDR No.	Period of Investment	Amount of Investment	Rate of Interest PA(%)	Date of Maturity	Maturity Value	Accrued Interest as on 01.04.2021	Remarks (Sl.No./ Page No.)
1	SBI	30.04.2019	38424930308	2 Year	₹ 30,00,000.00	6.96	29.04.2021	₹ 33,96,136.00	₹ 3,85,282.00	11/69
	<b>TOTAL</b>				₹ 30,00,000.00			₹ 33,96,136.00	₹ 3,85,282.00	



DELHI URBAN SHELTER IMPROVEMENT BOARD

दिल्ली शहरी आश्रय सुधार बोर्ड

Addition Investment during the Financial Year 2021-22 (YAP)										
Sl.No	Name of Bank	Date of Investment	FDR No.	Period of Investment	Amount of Investment	Rate of Interest PA(%)	Date of Maturity	Maturity Value	Remarks (Sl.No./ Page No.)	Cash Book (Page No.)
1	SBI	30.04.2021	38424930308	1 Year	₹ 33,96,136.00	5.00	27.04.2022	₹ 35,69,153.00	11/69	Re-invest
	<b>TOTAL</b>				₹ 33,96,136.00			₹ 35,69,153.00		



DELHI URBAN SHELTER IMPROVEMENT BOARD  
दिल्ली शहरी आश्रय सुधार बोर्ड

Matured from Opening During Financial Year 2021-22 (Y.AP)												
Sl.No	Name of Bank	Date of Investment	FDR No.	Period of Investment	Amount of Investment	Rate of Interest PA(%)	Date of Maturity	Maturity Value	Total Interest Received	Accrued As On 01.04.2021 To Be Reverse	Interest in 2021-22(Total Interest Less opening accrued)	Cash Book (Page No.)
1	SBI	30.04.2019	38424930308	2 Year	₹ 30,00,000.00	6.96	29.04.2021	₹ 33,96,136.00	₹ 3,96,136.00	₹ 3,85,282.00	₹ 10,854.00	Re-invest
	TOTAL				₹ 30,00,000.00			₹ 33,96,136.00	₹ 3,96,136.00	₹ 3,85,282.00	₹ 10,854.00	Re-invest

Matured from Addition Investment During Financial Year 2021-22 (Y.AP)												
Sl.No	Name of Bank	Date of Investment	FDR No.	Period of Investment	Amount of Investment	Rate of Interest PA(%)	Date of Maturity	Maturity Value	Total Interest Received	Opening Accrued As On 01.04.2021 To Be Reverse	Interest in 2021-22	Cash Book (Sl./Page No.)
NIL												



DELHI URBAN SHELTER IMPROVEMENT BOARD  
दिल्ली शहरी आश्रय सुधार बोर्ड

Closing Investment during Financial Year 2021-22 (YAP)													
Sl.No	Name of Bank	Date of Investment	FDR No.	Period of Investment	Amount of Investment	Rate of Interest PA(%)	Date of Maturity	Maturity Value	No. Of Days Upto 31.03.2022	Accrued Interest as on 31.03.2022 to be taken in B/S/Sheet	Opening Accrued As On 01.04.2021	Accrued Interest For The Year To Taken In Income	Remarks (Sl.No./ Page No.)
1	SBI	30/04/2021	38424930308	1 Year	₹ 33,96,136.00	5.00	27.04.2022	₹ 35,69,153.00	335 Days	₹ 1,58,470.00	-	₹ 1,58,470.00	11/69
	<b>TOTAL</b>				₹ 33,96,136.00			₹ 35,69,153.00		₹ 1,58,470.00	₹ 0.00	₹ 1,58,470.00	

NOTE: ACCRUED INTEREST FORMULA :

(i)  $A = P[1 + (r/4)4t] - P$  (FOR PERIOD MORE THAN 90 DAYS)

(ii)  $A = P(1 + rt)$  (FOR PERIOD LESS THAN 90 DAYS)

Opening Investment as on 01.04.2021 (PLAN)

Sl.No	Name of Bank	Date of Investment	FDR No.	Period of Investment	Amount of Investment	Rate of Interest PA(%)	Date of Maturity	Maturity Value	Accrued Interest as on 01.04.2021	Remarks (Sl.No./Page No.)
1	Allahabad Bank	28.06.2017	815715	1430 Days	₹ 99,00,000.00	6.75	28.05.2021	₹ 1,28,68,472.00	₹ 28,32,321	14/72
2	Allahabad Bank	29.06.2017	815716	1429 Days	₹ 99,00,000.00	6.75	28.05.2021	₹ 1,28,66,112.00	₹ 28,29,986	14/72
3	Allahabad Bank	30.06.2017	815717	1428 Days	₹ 99,00,000.00	6.75	28.05.2021	₹ 1,28,63,752.00	₹ 28,27,651	14/72
4	Allahabad Bank	01.07.2017	815718	1427 Days	₹ 99,00,000.00	6.75	28.05.2021	₹ 1,28,61,392.00	₹ 28,25,316	14/72
5	Allahabad Bank	03.07.2017	815719	1426 Days	₹ 99,00,000.00	6.75	28.05.2021	₹ 1,28,59,032.00	₹ 28,22,981	14/72
6	Allahabad Bank	04.07.2017	815720	1425 Days	₹ 99,00,000.00	6.75	28.05.2021	₹ 1,28,56,672.00	₹ 28,20,646	14/72
7	Allahabad Bank	05.07.2017	815721	1424 Days	₹ 99,00,000.00	6.75	28.05.2021	₹ 1,28,54,312.00	₹ 28,18,311	14/72
8	Allahabad Bank	06.07.2017	815724	1423 Days	₹ 99,00,000.00	6.75	28.05.2021	₹ 1,28,51,952.00	₹ 28,15,976	14/72
9	Allahabad Bank	07.07.2017	815725	1422 Days	₹ 99,00,000.00	6.75	28.05.2021	₹ 1,28,49,592.00	₹ 28,13,641	14/72
10	Allahabad Bank	10.07.2017	815730	1421 Days	₹ 99,00,000.00	6.75	28.05.2021	₹ 1,28,47,232.00	₹ 28,11,306	14/72
11	Allahabad Bank	11.07.2017	815731	1420 Days	₹ 99,00,000.00	6.75	28.05.2021	₹ 1,28,44,872.00	₹ 28,08,971	14/72
12	Allahabad Bank	12.07.2017	815732	1419 Days	₹ 99,00,000.00	6.75	28.05.2021	₹ 1,28,42,512.00	₹ 28,06,636	14/72
13	Allahabad Bank	13.07.2017	815734	1418 Days	₹ 99,00,000.00	6.75	28.05.2021	₹ 1,28,40,152.00	₹ 28,04,301	14/72
14	Allahabad Bank	14.07.2017	815735	1417 Days	₹ 99,00,000.00	6.75	28.05.2021	₹ 1,28,37,792.00	₹ 28,01,966	14/72
15	Allahabad Bank	15.07.2017	815736	1416 Days	₹ 99,00,000.00	6.75	28.05.2021	₹ 1,28,35,432.00	₹ 27,99,631	14/72
16	Allahabad Bank	17.07.2017	815737	1415 Days	₹ 99,00,000.00	6.75	28.05.2021	₹ 1,28,33,072.00	₹ 27,97,296	14/72
17	Allahabad Bank	18.07.2017	815738	1414 Days	₹ 99,00,000.00	6.75	28.05.2021	₹ 1,28,30,712.00	₹ 27,94,961	14/72
18	Allahabad Bank	19.07.2017	815739	1413 Days	₹ 99,00,000.00	6.75	28.05.2021	₹ 1,28,28,352.00	₹ 27,92,626	14/72
19	Allahabad Bank	20.07.2017	815740	1412 Days	₹ 99,00,000.00	6.75	28.05.2021	₹ 1,28,25,992.00	₹ 27,90,291	14/72
20	Allahabad Bank	21.07.2017	815743	1411 Days	₹ 99,00,000.00	6.75	28.05.2021	₹ 1,28,23,632.00	₹ 27,87,956	14/72
21	Allahabad Bank	24.07.2017	815746	1410 Days	₹ 99,00,000.00	6.75	28.05.2021	₹ 1,28,21,272.00	₹ 27,85,621	14/72
22	Allahabad Bank	25.07.2017	815746	1409 Days	₹ 99,00,000.00	6.75	28.05.2021	₹ 1,28,18,912.00	₹ 27,83,286	14/72
23	Allahabad Bank	26.07.2017	815749	1408 Days	₹ 99,00,000.00	6.75	28.05.2021	₹ 1,28,16,552.00	₹ 27,80,951	14/72
24	Allahabad Bank	27.07.2017	815751	1407 Days	₹ 99,00,000.00	6.75	28.05.2021	₹ 1,28,14,192.00	₹ 27,78,616	14/72
25	Allahabad Bank	28.07.2017	815757	1406 Days	₹ 99,00,000.00	6.75	28.05.2021	₹ 1,28,11,832.00	₹ 27,76,281	14/72
26	Allahabad Bank	29.07.2017	815758	1405 Days	₹ 99,00,000.00	6.75	28.05.2021	₹ 1,28,09,472.00	₹ 27,73,946	14/72
27	Allahabad Bank	31.07.2017	815760	1404 Days	₹ 99,00,000.00	6.75	28.05.2021	₹ 1,28,07,112.00	₹ 27,71,611	14/72
28	Allahabad Bank	01.08.2017	815762	1403 Days	₹ 99,00,000.00	6.75	28.05.2021	₹ 1,28,04,752.00	₹ 27,69,276	14/72
29	Allahabad Bank	02.08.2017	815764	1402 Days	₹ 99,00,000.00	6.75	28.05.2021	₹ 1,28,02,392.00	₹ 27,66,941	14/72
30	Allahabad Bank	03.08.2017	815766	1401 Days	₹ 99,00,000.00	6.75	28.05.2021	₹ 1,28,00,032.00	₹ 27,64,606	14/72
31	Allahabad Bank	04.08.2017	815768	1400 Days	₹ 99,00,000.00	6.75	28.05.2021	₹ 1,27,97,672.00	₹ 27,62,271	14/72
32	Allahabad Bank	05.08.2017	815771	1399 Days	₹ 99,00,000.00	6.75	28.05.2021	₹ 1,27,95,312.00	₹ 27,59,936	14/72
33	Allahabad Bank	07.08.2017	815772	1398 Days	₹ 99,00,000.00	6.75	28.05.2021	₹ 1,27,92,952.00	₹ 27,57,601	14/72
34	Allahabad Bank	08.08.2017	815773	1397 Days	₹ 99,00,000.00	6.75	28.05.2021	₹ 1,27,90,592.00	₹ 27,55,266	14/72



DELHI URBAN SHELTER IMPROVEMENT BOARD

दिल्ली शहरी आश्रय सुधार बोर्ड

Opening Investment as on 01.04.2021 (PLAN)

Sl.No	Name of Bank	Date of Investment	FDR No.	Period of Investment	Amount of Investment	Rate of Interest PA(%)	Date of Maturity	Maturity Value	Accrued Interest as on 01.04.2021	Remarks (Sl.No./Page No.)
35	Allahabad Bank	09.08.2017	815774	1396 Days	₹ 99,00,000.00	6.75	28.05.2021	₹ 1,27,88,232.00	₹ 27,52,931	14/72
36	Allahabad Bank	10.08.2017	815775	1395 Days	₹ 90,00,000.00	6.75	28.05.2021	₹ 1,16,23,762.00	₹ 25,00,781	14/72
37	PNB	25.04.2019	1620021	2 Years	₹ 10,00,00,000.00	4.75	24.04.2021	₹ 10,99,04,362.00	₹ 95,63,650	43/53
38	PNB	25.04.2019	1620030	2 Years	₹ 10,00,00,000.00	4.75	24.04.2021	₹ 10,99,04,362.00	₹ 95,63,650	43/53
39	PNB	25.04.2019	1620049	2 Years	₹ 10,00,00,000.00	4.75	24.04.2021	₹ 10,99,04,362.00	₹ 95,63,650	43/53
40	PNB	25.04.2019	1620058	2 Years	₹ 10,00,00,000.00	4.75	24.04.2021	₹ 10,99,04,362.00	₹ 95,63,650	43/53
41	PNB	25.04.2019	1620067	2 Years	₹ 10,00,00,000.00	4.75	24.04.2021	₹ 10,99,04,362.00	₹ 95,63,650	43/53
42	PNB	25.04.2019	1620076	2 Years	₹ 10,00,00,000.00	4.75	24.04.2021	₹ 10,99,04,362.00	₹ 95,63,650	43/53
43	PNB	25.04.2019	1620085	2 Years	₹ 10,00,00,000.00	4.75	24.04.2021	₹ 10,99,04,362.00	₹ 95,63,650	43/53
44	PNB	25.04.2019	1620094	2 Years	₹ 10,00,00,000.00	4.75	24.04.2021	₹ 10,99,04,362.00	₹ 95,63,650	43/53
45	PNB	25.04.2019	1620106	2 Years	₹ 10,00,00,000.00	4.75	24.04.2021	₹ 10,99,04,362.00	₹ 95,63,650	43/53
46	PNB	25.04.2019	1620115	2 Years	₹ 10,00,00,000.00	4.75	24.04.2021	₹ 10,99,04,362.00	₹ 95,63,650	43/53
47	PNB	25.04.2019	1620124	2 Years	₹ 10,00,00,000.00	4.75	24.04.2021	₹ 10,99,04,362.00	₹ 95,63,650	43/53
48	PNB	25.04.2019	1620133	2 Years	₹ 10,00,00,000.00	4.75	24.04.2021	₹ 10,99,04,362.00	₹ 95,63,650	43/53
49	PNB	25.04.2019	1620142	2 Years	₹ 10,00,00,000.00	4.75	24.04.2021	₹ 10,99,04,362.00	₹ 95,63,650	43/53
50	PNB	25.04.2019	1620151	2 Years	₹ 10,00,00,000.00	4.75	24.04.2021	₹ 10,99,04,362.00	₹ 95,63,650	43/53
51	PNB	25.04.2019	1620160	2 Years	₹ 10,00,00,000.00	4.75	24.04.2021	₹ 10,99,04,362.00	₹ 95,63,650	43/53
52	PNB	25.04.2019	1620179	2 Years	₹ 10,00,00,000.00	4.75	24.04.2021	₹ 10,99,04,362.00	₹ 95,63,650	43/53
53	PNB	25.04.2019	1620188	2 Years	₹ 10,00,00,000.00	4.75	24.04.2021	₹ 10,99,04,362.00	₹ 95,63,650	43/53
54	PNB	25.04.2019	1620197	2 Years	₹ 10,00,00,000.00	4.75	24.04.2021	₹ 10,99,04,362.00	₹ 95,63,650	43/53
55	PNB	25.04.2019	1620203	2 Years	₹ 10,00,00,000.00	4.75	24.04.2021	₹ 10,99,04,362.00	₹ 95,63,650	43/53
56	PNB	25.04.2019	1620212	2 Years	₹ 10,00,00,000.00	4.75	24.04.2021	₹ 10,99,04,362.00	₹ 95,63,650	43/53
57	PNB	25.04.2019	1620221	2 Years	₹ 10,00,00,000.00	4.75	24.04.2021	₹ 10,99,04,362.00	₹ 95,63,650	43/53
58	PNB	25.04.2019	1620230	2 Years	₹ 10,00,00,000.00	4.75	24.04.2021	₹ 10,99,04,362.00	₹ 95,63,650	43/53
59	PNB	25.04.2019	1620249	2 Years	₹ 10,00,00,000.00	4.75	24.04.2021	₹ 10,99,04,362.00	₹ 95,63,650	43/53
60	Bank Of Baroda	11.12.2020	16102054960	24 Month 15 Days	₹ 1,99,00,000.00	5.40	26.12.2022	₹ 2,21,61,035.00	₹ 3,24,299	03/01
61	Bank Of Baroda	11.12.2020	16102054963	24 Month 15 Days	₹ 1,99,00,000.00	5.40	26.12.2022	₹ 2,21,61,035.00	₹ 3,24,299	03/01
62	Bank Of Baroda	11.12.2020	16102054967	24 Month 15 Days	₹ 1,99,00,000.00	5.40	26.12.2022	₹ 2,21,61,035.00	₹ 3,24,299	03/01
63	Bank Of Baroda	11.12.2020	16102054970	24 Month 15 Days	₹ 1,99,00,000.00	5.40	26.12.2022	₹ 2,21,61,035.00	₹ 3,24,299	03/01
64	Bank Of Baroda	11.12.2020	16102054973	24 Month 15 Days	₹ 1,99,00,000.00	5.40	26.12.2022	₹ 2,21,61,035.00	₹ 3,24,299	03/01
65	Bank Of Baroda	11.12.2020	16102054978	24 Month 15 Days	₹ 1,99,00,000.00	5.40	26.12.2022	₹ 2,21,61,035.00	₹ 3,24,299	03/01
66	Bank Of Baroda	11.12.2020	16102054982	24 Month 15 Days	₹ 1,99,00,000.00	5.40	26.12.2022	₹ 2,21,61,035.00	₹ 3,24,299	03/01
67	Bank Of Baroda	11.12.2020	16102054987	24 Month 15 Days	₹ 1,99,00,000.00	5.40	26.12.2022	₹ 2,21,61,035.00	₹ 3,24,299	03/01
68	Bank Of Baroda	11.12.2020	16102054992	24 Month 15 Days	₹ 1,99,00,000.00	5.40	26.12.2022	₹ 2,21,61,035.00	₹ 3,24,299	03/01



DELHI URBAN SHELTER IMPROVEMENT BOARD

दिल्ली शहरी आश्रय सुधार बोर्ड

Opening Investment as on 01.04.2021 (PLAN)

Sl.No	Name of Bank	Date of Investment	FDR No.	Period of Investment	Amount of Investment	Rate of Interest PA(%)	Date of Maturity	Maturity Value	Accrued Interest as on 01.04.2021	Remarks (Sl.No./Page No.)
69	Bank Of Baroda	11.12.2020	16102054994	24 Month 15 Days	₹ 1,99,00,000.00	5.40	26.12.2022	₹ 2,21,61,035.00	₹ 3,24,299	03/01
70	Bank Of Baroda	11.12.2020	16102054997	24 Month 15 Days	₹ 10,00,000.00	5.40	26.12.2022	₹ 11,15,713.00	₹ 3,24,299	03/01
	<b>TOTAL</b>				<b>₹ 2,85,55,00,000.00</b>			<b>₹ 3,21,11,42,471.00</b>	<b>₹ 32,37,73,930</b>	



DELHI URBAN SHELTER IMPROVEMENT BOARD  
दिल्ली शहरी आश्रय सुधार बोर्ड

Addition Investment during the Financial Year 2021-22 (Plan)

Sl.No	Name of Bank	Date of Investment	FDR No.	Period of Investment	Amount of Investment	Rate of Interest PA(%)	Date of Maturity	Maturity Value	Remarks (Sl.No./Page No.)
1	Allahabad Bank	28.05.2021	815715	1 Year	₹ 1,28,68,472.00	6.75	28.05.2022	₹ 1,37,59,329.00	14/72
2	Allahabad Bank	28.05.2021	815716	1 Year	₹ 1,28,66,112.00	6.75	28.05.2022	₹ 1,37,59,329.24	14/72
3	Allahabad Bank	28.05.2021	815717	1 Year	₹ 1,28,63,752.00	6.75	28.05.2022	₹ 1,37,56,805.87	14/72
4	Allahabad Bank	28.05.2021	815718	1 Year	₹ 1,28,61,392.00	6.75	28.05.2022	₹ 1,37,54,282.49	14/72
5	Allahabad Bank	28.05.2021	815719	1 Year	₹ 1,28,59,032.00	6.75	28.05.2022	₹ 1,37,51,759.11	14/72
6	Allahabad Bank	28.05.2021	815720	1 Year	₹ 1,28,56,672.00	6.75	28.05.2022	₹ 1,37,49,235.73	14/72
7	Allahabad Bank	28.05.2021	815721	1 Year	₹ 1,28,54,312.00	6.75	28.05.2022	₹ 1,37,46,712.35	14/72
8	Allahabad Bank	28.05.2021	815724	1 Year	₹ 1,28,51,952.00	6.75	28.05.2022	₹ 1,37,44,188.98	14/72
9	Allahabad Bank	28.05.2021	815725	1 Year	₹ 1,28,49,592.00	6.75	28.05.2022	₹ 1,37,41,665.60	14/72
10	Allahabad Bank	28.05.2021	815730	1 Year	₹ 1,28,47,232.00	6.75	28.05.2022	₹ 1,37,39,142.22	14/72
11	Allahabad Bank	28.05.2021	815731	1 Year	₹ 1,28,44,872.00	6.75	28.05.2022	₹ 1,37,36,618.84	14/72
12	Allahabad Bank	28.05.2021	815732	1 Year	₹ 1,28,42,512.00	6.75	28.05.2022	₹ 1,37,34,095.46	14/72
13	Allahabad Bank	28.05.2021	815734	1 Year	₹ 1,28,40,152.00	6.75	28.05.2022	₹ 1,37,31,572.09	14/72
14	Allahabad Bank	28.05.2021	815735	1 Year	₹ 1,28,37,792.00	6.75	28.05.2022	₹ 1,37,29,048.71	14/72
15	Allahabad Bank	28.05.2021	815736	1 Year	₹ 1,28,35,432.00	6.75	28.05.2022	₹ 1,37,26,525.33	14/72
16	Allahabad Bank	28.05.2021	815737	1 Year	₹ 1,28,33,072.00	6.75	28.05.2022	₹ 1,37,24,001.95	14/72
17	Allahabad Bank	28.05.2021	815738	1 Year	₹ 1,28,30,712.00	6.75	28.05.2022	₹ 1,37,21,478.58	14/72
18	Allahabad Bank	28.05.2021	815739	1 Year	₹ 1,28,28,352.00	6.75	28.05.2022	₹ 1,37,18,955.20	14/72
19	Allahabad Bank	28.05.2021	815740	1 Year	₹ 1,28,25,992.00	6.75	28.05.2022	₹ 1,37,16,431.82	14/72
20	Allahabad Bank	28.05.2021	815743	1 Year	₹ 1,28,23,632.00	6.75	28.05.2022	₹ 1,37,13,908.44	14/72
21	Allahabad Bank	28.05.2021	815746	1 Year	₹ 1,28,21,272.00	6.75	28.05.2022	₹ 1,37,11,385.06	14/72
22	Allahabad Bank	28.05.2021	815746	1 Year	₹ 1,28,18,912.00	6.75	28.05.2022	₹ 1,37,08,861.69	14/72
23	Allahabad Bank	28.05.2021	815749	1 Year	₹ 1,28,16,552.00	6.75	28.05.2022	₹ 1,37,06,338.31	14/72
24	Allahabad Bank	28.05.2021	815751	1 Year	₹ 1,28,14,192.00	6.75	28.05.2022	₹ 1,37,03,814.93	14/72
25	Allahabad Bank	28.05.2021	815757	1 Year	₹ 1,28,11,832.00	6.75	28.05.2022	₹ 1,37,01,291.55	14/72
26	Allahabad Bank	28.05.2021	815758	1 Year	₹ 1,28,09,472.00	6.75	28.05.2022	₹ 1,36,98,768.17	14/72
27	Allahabad Bank	28.05.2021	815760	1 Year	₹ 1,28,07,112.00	6.75	28.05.2022	₹ 1,36,96,244.80	14/72
28	Allahabad Bank	28.05.2021	815762	1 Year	₹ 1,28,04,752.00	6.75	28.05.2022	₹ 1,36,93,721.42	14/72
29	Allahabad Bank	28.05.2021	815764	1 Year	₹ 1,28,02,392.00	6.75	28.05.2022	₹ 1,36,91,198.04	14/72



DELHI URBAN SHELTER IMPROVEMENT BOARD  
दिल्ली शहरी आश्रय सुधार बोर्ड

Addition Investment during the Financial Year 2021-22 (Plan)									
Sl.No	Name of Bank	Date of Investment	FDR No.	Period of Investment	Amount of Investment	Rate of Interest PA(%)	Date of Maturity	Maturity Value	Remarks (Sl.No./Page No.)
30	Allahabad Bank	28.05.2021	815766	1 Year	₹ 1,28,00,032.00	6.75	28.05.2022	₹ 1,36,88,674.66	14/72
31	Allahabad Bank	28.05.2021	815768	1 Year	₹ 1,27,97,672.00	6.75	28.05.2022	₹ 1,36,86,151.29	14/72
32	Allahabad Bank	28.05.2021	815771	1 Year	₹ 1,27,95,312.00	6.75	28.05.2022	₹ 1,36,83,627.91	14/72
33	Allahabad Bank	28.05.2021	815772	1 Year	₹ 1,27,92,952.00	6.75	28.05.2022	₹ 1,36,81,104.53	14/72
34	Allahabad Bank	28.05.2021	815773	1 Year	₹ 1,27,90,592.00	6.75	28.05.2022	₹ 1,36,78,581.15	14/72
35	Allahabad Bank	28.05.2021	815774	1 Year	₹ 1,27,88,232.00	6.75	28.05.2022	₹ 1,36,76,057.77	14/72
36	Allahabad Bank	28.05.2021	815775	1 Year	₹ 1,16,23,762.00	6.75	28.05.2022	₹ 1,36,73,534.40	14/72
37	PNB	24.04.2021	1620021	1 Year	₹ 10,99,04,362.00	4.75	24.04.2022	₹ 1,24,28,450.59	43/53
38	PNB	24.04.2021	1620030	1 Year	₹ 10,99,04,362.00	4.75	24.04.2022	₹ 11,52,18,546.94	43/53
39	PNB	24.04.2021	1620049	1 Year	₹ 10,99,04,362.00	4.75	24.04.2022	₹ 11,52,18,546.94	43/53
40	PNB	24.04.2021	1620058	1 Year	₹ 10,99,04,362.00	4.75	24.04.2022	₹ 11,52,18,546.94	43/53
41	PNB	24.04.2021	1620067	1 Year	₹ 10,99,04,362.00	4.75	24.04.2022	₹ 11,52,18,546.94	43/53
42	PNB	24.04.2021	1620076	1 Year	₹ 10,99,04,362.00	4.75	24.04.2022	₹ 11,52,18,546.94	43/53
43	PNB	24.04.2021	1620085	1 Year	₹ 10,99,04,362.00	4.75	24.04.2022	₹ 11,52,18,546.94	43/53
44	PNB	24.04.2021	1620094	1 Year	₹ 10,99,04,362.00	4.75	24.04.2022	₹ 11,52,18,546.94	43/53
45	PNB	24.04.2021	1620106	1 Year	₹ 10,99,04,362.00	4.75	24.04.2022	₹ 11,52,18,546.94	43/53
46	PNB	24.04.2021	1620115	1 Year	₹ 10,99,04,362.00	4.75	24.04.2022	₹ 11,52,18,546.94	43/53
47	PNB	24.04.2021	1620124	1 Year	₹ 10,99,04,362.00	4.75	24.04.2022	₹ 11,52,18,546.94	43/53
48	PNB	24.04.2021	1620133	1 Year	₹ 10,99,04,362.00	4.75	24.04.2022	₹ 11,52,18,546.94	43/53
49	PNB	24.04.2021	1620142	1 Year	₹ 10,99,04,362.00	4.75	24.04.2022	₹ 11,52,18,546.94	43/53
50	PNB	24.04.2021	1620151	1 Year	₹ 10,99,04,362.00	4.75	24.04.2022	₹ 11,52,18,546.94	43/53
51	PNB	24.04.2021	1620160	1 Year	₹ 10,99,04,362.00	4.75	24.04.2022	₹ 11,52,18,546.94	43/53
52	PNB	24.04.2021	1620179	1 Year	₹ 10,99,04,362.00	4.75	24.04.2022	₹ 11,52,18,546.94	43/53
53	PNB	24.04.2021	1620188	1 Year	₹ 10,99,04,362.00	4.75	24.04.2022	₹ 11,52,18,546.94	43/53
54	PNB	24.04.2021	1620197	1 Year	₹ 10,99,04,362.00	4.75	24.04.2022	₹ 11,52,18,546.94	43/53
55	PNB	24.04.2021	1620203	1 Year	₹ 10,99,04,362.00	4.75	24.04.2022	₹ 11,52,18,546.94	43/53
56	PNB	24.04.2021	1620212	1 Year	₹ 10,99,04,362.00	4.75	24.04.2022	₹ 11,52,18,546.94	43/53
57	PNB	24.04.2021	1620221	1 Year	₹ 10,99,04,362.00	4.75	24.04.2022	₹ 11,52,18,546.94	43/53
58	PNB	24.04.2021	1620230	1 Year	₹ 10,99,04,362.00	4.75	24.04.2022	₹ 11,52,18,546.94	43/53
59	PNB	24.04.2021	1620249	1 Year	₹ 10,99,04,362.00	4.75	24.04.2022	₹ 11,52,18,546.94	43/53
	<b>TOTAL</b>				<b>₹ 2,98,84,16,408.00</b>			<b>₹ 3,04,10,70,925.96</b>	



DELHI URBAN SHELTER IMPROVEMENT BOARD  
दिल्ली शहरी आश्रय सुधार बोर्ड

Matured from Opening During Financial Year 2021-22 (Plan)

Sl.No	Name of Bank	Date of Investment	FDR No.	Period of Investment	Amount of Investment	Rate of Interest PA(%)	Date of Maturity	Maturity Value	Total Interest Received	Opening Accrued As On 01.04.2021 To Be Reverse	Interest in 2021-22(Total Interest Less opening accrued)	Cash Book (Sl./Page No.)
1	Allahabad Bank	28.06.2017	815715	1430 Days	₹ 99,00,000.00	6.75	28.05.2021	₹ 1,28,68,472.00	₹ 29,68,472.00	₹ 28,32,321	₹ 1,36,151.00	Re-Invest
2	Allahabad Bank	29.06.2017	815716	1429 Days	₹ 99,00,000.00	6.75	28.05.2021	₹ 1,28,66,112.00	₹ 29,66,112.00	₹ 28,29,986	₹ 1,36,126.00	Re-Invest
3	Allahabad Bank	30.06.2017	815717	1428 Days	₹ 99,00,000.00	6.75	28.05.2021	₹ 1,28,63,752.00	₹ 29,63,752.00	₹ 28,27,651	₹ 1,36,101.00	Re-Invest
4	Allahabad Bank	01.07.2017	815718	1427 Days	₹ 99,00,000.00	6.75	28.05.2021	₹ 1,28,61,392.00	₹ 29,61,392.00	₹ 28,25,316	₹ 1,36,076.00	Re-Invest
5	Allahabad Bank	03.07.2017	815719	1426 Days	₹ 99,00,000.00	6.75	28.05.2021	₹ 1,28,59,032.00	₹ 29,59,032.00	₹ 28,22,981	₹ 1,36,051.00	Re-Invest
6	Allahabad Bank	04.07.2017	815720	1425 Days	₹ 99,00,000.00	6.75	28.05.2021	₹ 1,28,56,672.00	₹ 29,56,672.00	₹ 28,20,646	₹ 1,36,026.00	Re-Invest
7	Allahabad Bank	05.07.2017	815721	1424 Days	₹ 99,00,000.00	6.75	28.05.2021	₹ 1,28,54,312.00	₹ 29,54,312.00	₹ 28,18,311	₹ 1,36,001.00	Re-Invest
8	Allahabad Bank	06.07.2017	815724	1423 Days	₹ 99,00,000.00	6.75	28.05.2021	₹ 1,28,51,952.00	₹ 29,51,952.00	₹ 28,15,976	₹ 1,35,976.00	Re-Invest
9	Allahabad Bank	07.07.2017	815725	1422 Days	₹ 99,00,000.00	6.75	28.05.2021	₹ 1,28,49,592.00	₹ 29,49,592.00	₹ 28,13,641	₹ 1,35,951.00	Re-Invest
10	Allahabad Bank	10.07.2017	815730	1421 Days	₹ 99,00,000.00	6.75	28.05.2021	₹ 1,28,47,232.00	₹ 29,47,232.00	₹ 28,11,306	₹ 1,35,926.00	Re-Invest
11	Allahabad Bank	11.07.2017	815731	1420 Days	₹ 99,00,000.00	6.75	28.05.2021	₹ 1,28,44,872.00	₹ 29,44,872.00	₹ 28,08,971	₹ 1,35,901.00	Re-Invest
12	Allahabad Bank	12.07.2017	815732	1419 Days	₹ 99,00,000.00	6.75	28.05.2021	₹ 1,28,42,512.00	₹ 29,42,512.00	₹ 28,06,636	₹ 1,35,876.00	Re-Invest
13	Allahabad Bank	13.07.2017	815734	1418 Days	₹ 99,00,000.00	6.75	28.05.2021	₹ 1,28,40,152.00	₹ 29,40,152.00	₹ 28,04,301	₹ 1,35,851.00	Re-Invest
14	Allahabad Bank	14.07.2017	815735	1417 Days	₹ 99,00,000.00	6.75	28.05.2021	₹ 1,28,37,792.00	₹ 29,37,792.00	₹ 28,01,966	₹ 1,35,826.00	Re-Invest
15	Allahabad Bank	15.07.2017	815736	1416 Days	₹ 99,00,000.00	6.75	28.05.2021	₹ 1,28,35,432.00	₹ 29,35,432.00	₹ 27,99,631	₹ 1,35,801.00	Re-Invest
16	Allahabad Bank	17.07.2017	815737	1415 Days	₹ 99,00,000.00	6.75	28.05.2021	₹ 1,28,33,072.00	₹ 29,33,072.00	₹ 27,97,296	₹ 1,35,776.00	Re-Invest
17	Allahabad Bank	18.07.2017	815738	1414 Days	₹ 99,00,000.00	6.75	28.05.2021	₹ 1,28,30,712.00	₹ 29,30,712.00	₹ 27,94,961	₹ 1,35,751.00	Re-Invest
18	Allahabad Bank	19.07.2017	815739	1413 Days	₹ 99,00,000.00	6.75	28.05.2021	₹ 1,28,28,352.00	₹ 29,28,352.00	₹ 27,92,626	₹ 1,35,726.00	Re-Invest
19	Allahabad Bank	20.07.2017	815740	1412 Days	₹ 99,00,000.00	6.75	28.05.2021	₹ 1,28,25,992.00	₹ 29,25,992.00	₹ 27,90,291	₹ 1,35,701.00	Re-Invest
20	Allahabad Bank	21.07.2017	815743	1411 Days	₹ 99,00,000.00	6.75	28.05.2021	₹ 1,28,23,632.00	₹ 29,23,632.00	₹ 27,87,956	₹ 1,35,676.00	Re-Invest
21	Allahabad Bank	24.07.2017	815746	1410 Days	₹ 99,00,000.00	6.75	28.05.2021	₹ 1,28,21,272.00	₹ 29,21,272.00	₹ 27,85,621	₹ 1,35,651.00	Re-Invest
22	Allahabad Bank	25.07.2017	815746	1409 Days	₹ 99,00,000.00	6.75	28.05.2021	₹ 1,28,18,912.00	₹ 29,18,912.00	₹ 27,83,286	₹ 1,35,626.00	Re-Invest
23	Allahabad Bank	26.07.2017	815749	1408 Days	₹ 99,00,000.00	6.75	28.05.2021	₹ 1,28,16,552.00	₹ 29,16,552.00	₹ 27,80,951	₹ 1,35,601.00	Re-Invest
24	Allahabad Bank	28.07.2017	815751	1407 Days	₹ 99,00,000.00	6.75	28.05.2021	₹ 1,28,14,192.00	₹ 29,14,192.00	₹ 27,78,616	₹ 1,35,576.00	Re-Invest
25	Allahabad Bank	28.07.2017	815757	1406 Days	₹ 99,00,000.00	6.75	28.05.2021	₹ 1,28,11,832.00	₹ 29,11,832.00	₹ 27,76,281	₹ 1,35,551.00	Re-Invest
26	Allahabad Bank	29.07.2017	815758	1405 Days	₹ 99,00,000.00	6.75	28.05.2021	₹ 1,28,09,472.00	₹ 29,09,472.00	₹ 27,73,946	₹ 1,35,526.00	Re-Invest
27	Allahabad Bank	31.07.2017	815760	1404 Days	₹ 99,00,000.00	6.75	28.05.2021	₹ 1,28,07,112.00	₹ 29,07,112.00	₹ 27,71,611	₹ 1,35,501.00	Re-Invest
28	Allahabad Bank	01.08.2017	815762	1403 Days	₹ 99,00,000.00	6.75	28.05.2021	₹ 1,28,04,752.00	₹ 29,04,752.00	₹ 27,69,276	₹ 1,35,476.00	Re-Invest
29	Allahabad Bank	02.08.2017	815764	1402 Days	₹ 99,00,000.00	6.75	28.05.2021	₹ 1,28,02,392.00	₹ 29,02,392.00	₹ 27,66,941	₹ 1,35,451.00	Re-Invest
30	Allahabad Bank	03.08.2017	815766	1401 Days	₹ 99,00,000.00	6.75	28.05.2021	₹ 1,28,00,032.00	₹ 29,00,032.00	₹ 27,64,606	₹ 1,35,426.00	Re-Invest
31	Allahabad Bank	04.08.2017	815768	1400 Days	₹ 99,00,000.00	6.75	28.05.2021	₹ 1,27,97,672.00	₹ 28,97,672.00	₹ 27,62,271	₹ 1,35,401.00	Re-Invest
32	Allahabad Bank	05.08.2017	815771	1399 Days	₹ 99,00,000.00	6.75	28.05.2021	₹ 1,27,95,312.00	₹ 28,95,312.00	₹ 27,59,936	₹ 1,35,376.00	Re-Invest
33	Allahabad Bank	07.08.2017	815772	1398 Days	₹ 99,00,000.00	6.75	28.05.2021	₹ 1,27,92,952.00	₹ 28,92,952.00	₹ 27,57,601	₹ 1,35,351.00	Re-Invest
34	Allahabad Bank	08.08.2017	815773	1397 Days	₹ 99,00,000.00	6.75	28.05.2021	₹ 1,27,90,592.00	₹ 28,90,592.00	₹ 27,55,266	₹ 1,35,326.00	Re-Invest
35	Allahabad Bank	09.08.2017	815774	1396 Days	₹ 99,00,000.00	6.75	28.05.2021	₹ 1,27,88,232.00	₹ 28,88,232.00	₹ 27,52,931	₹ 1,35,301.00	Re-Invest
36	Allahabad Bank	10.08.2017	815775	1395 Days	₹ 99,00,000.00	6.75	28.05.2021	₹ 1,27,85,872.00	₹ 28,85,872.00	₹ 27,50,596	₹ 1,35,276.00	Re-Invest
37	PNB	25.04.2019	1620021	2 Years	₹ 10,00,000.00	4.75	24.04.2021	₹ 10,99,04,362.00	₹ 99,04,362.00	₹ 95,63,650	₹ 3,40,712.00	Re-Invest
38	PNB	25.04.2019	1620030	2 Years	₹ 10,00,000.00	4.75	24.04.2021	₹ 10,99,04,362.00	₹ 99,04,362.00	₹ 95,63,650	₹ 3,40,712.00	Re-Invest
39	PNB	25.04.2019	1620049	2 Years	₹ 10,00,000.00	4.75	24.04.2021	₹ 10,99,04,362.00	₹ 99,04,362.00	₹ 95,63,650	₹ 3,40,712.00	Re-Invest
40	PNB	25.04.2019	1620058	2 Years	₹ 10,00,000.00	4.75	24.04.2021	₹ 10,99,04,362.00	₹ 99,04,362.00	₹ 95,63,650	₹ 3,40,712.00	Re-Invest
41	PNB	25.04.2019	1620067	2 Years	₹ 10,00,000.00	4.75	24.04.2021	₹ 10,99,04,362.00	₹ 99,04,362.00	₹ 95,63,650	₹ 3,40,712.00	Re-Invest
42	PNB	25.04.2019	1620076	2 Years	₹ 10,00,000.00	4.75	24.04.2021	₹ 10,99,04,362.00	₹ 99,04,362.00	₹ 95,63,650	₹ 3,40,712.00	Re-Invest

DELHI URBAN SHE\_TER IMPROVEMENT BOARD  
दिल्ली शहरी आश्रय सुधार बोर्ड

Matured from Opening During Financial Year 2021-22 (Plan)

Sl.No	Name of Bank	Date of Investment	FDR No.	Period of Investment	Amount of Investment	Rate of Interest PA(%)	Date of Maturity	Maturity Value	Total Interest Received	Opening Accrued As On 01.04.2021 To Be Reverse	Interest in 2021-22(Total Interest Less opening accrued)	Cash Book (SI/Page No.)
43	PNB	25.04.2019	1620085	2 Years	₹ 10,00,00,000.00	4.75	24.04.2021	₹ 10,99,04,362.00	₹ 99,04,362.00	₹ 95,63,650	₹ 3,40,72,000	Re-Invest
44	PNB	25.04.2019	1620094	2 Years	₹ 10,00,00,000.00	4.75	24.04.2021	₹ 10,99,04,362.00	₹ 99,04,362.00	₹ 95,63,650	₹ 3,40,72,000	Re-Invest
45	PNB	25.04.2019	1620106	2 Years	₹ 10,00,00,000.00	4.75	24.04.2021	₹ 10,99,04,362.00	₹ 99,04,362.00	₹ 95,63,650	₹ 3,40,72,000	Re-Invest
46	PNB	25.04.2019	1620115	2 Years	₹ 10,00,00,000.00	4.75	24.04.2021	₹ 10,99,04,362.00	₹ 99,04,362.00	₹ 95,63,650	₹ 3,40,72,000	Re-Invest
47	PNB	25.04.2019	1620124	2 Years	₹ 10,00,00,000.00	4.75	24.04.2021	₹ 10,99,04,362.00	₹ 99,04,362.00	₹ 95,63,650	₹ 3,40,72,000	Re-Invest
48	PNB	25.04.2019	1620133	2 Years	₹ 10,00,00,000.00	4.75	24.04.2021	₹ 10,99,04,362.00	₹ 99,04,362.00	₹ 95,63,650	₹ 3,40,72,000	Re-Invest
49	PNB	25.04.2019	1620142	2 Years	₹ 10,00,00,000.00	4.75	24.04.2021	₹ 10,99,04,362.00	₹ 99,04,362.00	₹ 95,63,650	₹ 3,40,72,000	Re-Invest
50	PNB	25.04.2019	1620151	2 Years	₹ 10,00,00,000.00	4.75	24.04.2021	₹ 10,99,04,362.00	₹ 99,04,362.00	₹ 95,63,650	₹ 3,40,72,000	Re-Invest
51	PNB	25.04.2019	1620160	2 Years	₹ 10,00,00,000.00	4.75	24.04.2021	₹ 10,99,04,362.00	₹ 99,04,362.00	₹ 95,63,650	₹ 3,40,72,000	Re-Invest
52	PNB	25.04.2019	1620179	2 Years	₹ 10,00,00,000.00	4.75	24.04.2021	₹ 10,99,04,362.00	₹ 99,04,362.00	₹ 95,63,650	₹ 3,40,72,000	Re-Invest
53	PNB	25.04.2019	1620188	2 Years	₹ 10,00,00,000.00	4.75	24.04.2021	₹ 10,99,04,362.00	₹ 99,04,362.00	₹ 95,63,650	₹ 3,40,72,000	Re-Invest
54	PNB	25.04.2019	1620197	2 Years	₹ 10,00,00,000.00	4.75	24.04.2021	₹ 10,99,04,362.00	₹ 99,04,362.00	₹ 95,63,650	₹ 3,40,72,000	Re-Invest
55	PNB	25.04.2019	1620203	2 Years	₹ 10,00,00,000.00	4.75	24.04.2021	₹ 10,99,04,362.00	₹ 99,04,362.00	₹ 95,63,650	₹ 3,40,72,000	Re-Invest
56	PNB	25.04.2019	1620212	2 Years	₹ 10,00,00,000.00	4.75	24.04.2021	₹ 10,99,04,362.00	₹ 99,04,362.00	₹ 95,63,650	₹ 3,40,72,000	Re-Invest
57	PNB	25.04.2019	1620221	2 Years	₹ 10,00,00,000.00	4.75	24.04.2021	₹ 10,99,04,362.00	₹ 99,04,362.00	₹ 95,63,650	₹ 3,40,72,000	Re-Invest
58	PNB	25.04.2019	1620230	2 Years	₹ 10,00,00,000.00	4.75	24.04.2021	₹ 10,99,04,362.00	₹ 99,04,362.00	₹ 95,63,650	₹ 3,40,72,000	Re-Invest
59	PNB	25.04.2019	1620249	2 Years	₹ 10,00,00,000.00	4.75	24.04.2021	₹ 10,99,04,362.00	₹ 99,04,362.00	₹ 95,63,650	₹ 3,40,72,000	Re-Invest
	<b>TOTAL</b>				₹ 2,65,55,00,000.00			₹ 2,98,84,16,408.00	₹ 33,29,16,408.00	₹ 32,02,06,641	₹ 1,27,09,767.00	



DELHI URBAN SHELTER IMPROVEMENT BOARD  
दिल्ली शहरी आश्रय सुधार बोर्ड

Matured from Addition Investment During Financial Year 2021-22 (Plan)												
Sl.No	Name of Bank	Date of Investment	FDR No.	Period of Investment	Amount of Investment	Rate of Interest PA(%)	Date of Maturity	Maturity Value	Total Interest Received	Opening Accrued As On 01.04.2021 To Be Reverse	Interest in 2021-22	Cash Book (Sl./Page No.)
NIL												



DELHI URBAN SHELTER IMPROVEMENT BOARD  
दिल्ली शहरी आश्रय सुधार बोर्ड

Closing Investment during Financial Year 2021-22 (Plan)

Sl.No	Name of Bank	Date of Investment	FDR No.	Period of Investment	Amount of Investment	Rate of Interest P.A.(%)	Date of Maturity	Maturity Value	No. Of Days Upto 31.03.2022	Accrued Interest as on 31.03.2022 to be taken in B/Sheet	Opening Accrued As On 01.04.2021	Accrued Interest For The Year To Taken In Income	Remarks (Sl.No./Page No.)
1	Allahabad Bank	28.05.2021	815715	1 Year	₹ 1,28,68,472.00	6.75	28.05.2022	₹ 1,37,59,329.24	307 days	₹ 7,45,281	-	₹ 7,45,281.28	1472
2	Allahabad Bank	28.05.2021	815716	1 Year	₹ 1,28,66,112.00	6.75	28.05.2022	₹ 1,37,56,805.87	307 days	₹ 7,45,345	-	₹ 7,45,144.60	1472
3	Allahabad Bank	28.05.2021	815717	1 Year	₹ 1,28,63,752.00	6.75	28.05.2022	₹ 1,37,54,282.49	307 days	₹ 7,45,008	-	₹ 7,45,007.92	1472
4	Allahabad Bank	28.05.2021	815718	1 Year	₹ 1,28,61,392.00	6.75	28.05.2022	₹ 1,37,51,759.11	307 days	₹ 7,44,371	-	₹ 7,44,871.24	1472
5	Allahabad Bank	28.05.2021	815719	1 Year	₹ 1,28,59,032.00	6.75	28.05.2022	₹ 1,37,49,235.73	307 days	₹ 7,44,735	-	₹ 7,44,734.56	1472
6	Allahabad Bank	28.05.2021	815720	1 Year	₹ 1,28,56,672.00	6.75	28.05.2022	₹ 1,37,46,712.35	307 days	₹ 7,44,398	-	₹ 7,44,597.88	1472
7	Allahabad Bank	28.05.2021	815721	1 Year	₹ 1,28,54,312.00	6.75	28.05.2022	₹ 1,37,44,188.98	307 days	₹ 7,44,061	-	₹ 7,44,461.20	1472
8	Allahabad Bank	28.05.2021	815722	1 Year	₹ 1,28,51,952.00	6.75	28.05.2022	₹ 1,37,41,665.60	307 days	₹ 7,44,325	-	₹ 7,44,324.52	1472
9	Allahabad Bank	28.05.2021	815723	1 Year	₹ 1,28,49,592.00	6.75	28.05.2022	₹ 1,37,39,142.22	307 days	₹ 7,44,88	-	₹ 7,44,187.84	1472
10	Allahabad Bank	28.05.2021	815730	1 Year	₹ 1,28,47,232.00	6.75	28.05.2022	₹ 1,37,36,618.84	307 days	₹ 7,44,351	-	₹ 7,44,051.16	1472
11	Allahabad Bank	28.05.2021	815731	1 Year	₹ 1,28,44,872.00	6.75	28.05.2022	₹ 1,37,34,095.46	307 days	₹ 7,43,914	-	₹ 7,43,914.48	1472
12	Allahabad Bank	28.05.2021	815732	1 Year	₹ 1,28,42,512.00	6.75	28.05.2022	₹ 1,37,31,572.09	307 days	₹ 7,43,778	-	₹ 7,43,777.80	1472
13	Allahabad Bank	28.05.2021	815733	1 Year	₹ 1,28,40,152.00	6.75	28.05.2022	₹ 1,37,29,048.71	307 days	₹ 7,43,641	-	₹ 7,43,641.12	1472
14	Allahabad Bank	28.05.2021	815735	1 Year	₹ 1,28,37,792.00	6.75	28.05.2022	₹ 1,37,26,525.33	307 days	₹ 7,43,504	-	₹ 7,43,504.44	1472
15	Allahabad Bank	28.05.2021	815736	1 Year	₹ 1,28,35,432.00	6.75	28.05.2022	₹ 1,37,24,001.95	307 days	₹ 7,43,368	-	₹ 7,43,367.76	1472
16	Allahabad Bank	28.05.2021	815737	1 Year	₹ 1,28,33,072.00	6.75	28.05.2022	₹ 1,37,21,478.58	307 days	₹ 7,43,231	-	₹ 7,43,231.08	1472
17	Allahabad Bank	28.05.2021	815738	1 Year	₹ 1,28,30,712.00	6.75	28.05.2022	₹ 1,37,18,955.20	307 days	₹ 7,43,094	-	₹ 7,43,094.40	1472
18	Allahabad Bank	28.05.2021	815739	1 Year	₹ 1,28,28,352.00	6.75	28.05.2022	₹ 1,37,16,431.82	307 days	₹ 7,42,958	-	₹ 7,42,957.72	1472
19	Allahabad Bank	28.05.2021	815740	1 Year	₹ 1,28,25,992.00	6.75	28.05.2022	₹ 1,37,13,908.44	307 days	₹ 7,42,821	-	₹ 7,42,821.04	1472
20	Allahabad Bank	28.05.2021	815743	1 Year	₹ 1,28,23,632.00	6.75	28.05.2022	₹ 1,37,11,385.06	307 days	₹ 7,42,684	-	₹ 7,42,684.36	1472
21	Allahabad Bank	28.05.2021	815746	1 Year	₹ 1,28,21,272.00	6.75	28.05.2022	₹ 1,37,08,861.69	307 days	₹ 7,42,548	-	₹ 7,42,547.68	1472
22	Allahabad Bank	28.05.2021	815746	1 Year	₹ 1,28,18,912.00	6.75	28.05.2022	₹ 1,37,06,338.31	307 days	₹ 7,42,411	-	₹ 7,42,411.00	1472
23	Allahabad Bank	28.05.2021	815749	1 Year	₹ 1,28,16,552.00	6.75	28.05.2022	₹ 1,37,03,814.93	307 days	₹ 7,42,274	-	₹ 7,42,274.32	1472
24	Allahabad Bank	28.05.2021	815751	1 Year	₹ 1,28,14,192.00	6.75	28.05.2022	₹ 1,37,01,291.55	307 days	₹ 7,42,138	-	₹ 7,42,137.64	1472
25	Allahabad Bank	28.05.2021	815757	1 Year	₹ 1,28,11,832.00	6.75	28.05.2022	₹ 1,36,98,768.17	307 days	₹ 7,42,001	-	₹ 7,42,000.96	1472
26	Allahabad Bank	28.05.2021	815758	1 Year	₹ 1,28,09,472.00	6.75	28.05.2022	₹ 1,36,96,244.80	307 days	₹ 7,41,864	-	₹ 7,41,864.28	1472
27	Allahabad Bank	28.05.2021	815760	1 Year	₹ 1,28,07,112.00	6.75	28.05.2022	₹ 1,36,93,721.42	307 days	₹ 7,41,728	-	₹ 7,41,727.60	1472
28	Allahabad Bank	28.05.2021	815762	1 Year	₹ 1,28,04,752.00	6.75	28.05.2022	₹ 1,36,91,198.04	307 days	₹ 7,41,591	-	₹ 7,41,590.92	1472
29	Allahabad Bank	28.05.2021	815764	1 Year	₹ 1,28,02,392.00	6.75	28.05.2022	₹ 1,36,88,674.66	307 days	₹ 7,41,454	-	₹ 7,41,454.24	1472
30	Allahabad Bank	28.05.2021	815766	1 Year	₹ 1,28,00,032.00	6.75	28.05.2022	₹ 1,36,86,151.29	307 days	₹ 7,41,318	-	₹ 7,41,317.56	1472
31	Allahabad Bank	28.05.2021	815768	1 Year	₹ 1,27,97,672.00	6.75	28.05.2022	₹ 1,36,83,627.91	307 days	₹ 7,41,181	-	₹ 7,41,180.88	1472
32	Allahabad Bank	28.05.2021	815771	1 Year	₹ 1,27,95,312.00	6.75	28.05.2022	₹ 1,36,81,104.53	307 days	₹ 7,41,044	-	₹ 7,41,044.20	1472
33	Allahabad Bank	28.05.2021	815772	1 Year	₹ 1,27,92,952.00	6.75	28.05.2022	₹ 1,36,78,581.15	307 days	₹ 7,40,908	-	₹ 7,40,907.52	1472
34	Allahabad Bank	28.05.2021	815773	1 Year	₹ 1,27,90,592.00	6.75	28.05.2022	₹ 1,36,76,057.77	307 days	₹ 7,40,771	-	₹ 7,40,770.84	1472
35	Allahabad Bank	28.05.2021	815774	1 Year	₹ 1,27,88,232.00	6.75	28.05.2022	₹ 1,36,73,534.40	307 days	₹ 7,40,634	-	₹ 7,40,634.16	1472
36	Allahabad Bank	28.05.2021	815775	1 Year	₹ 1,27,85,872.00	6.75	28.05.2022	₹ 1,36,71,011.02	307 days	₹ 7,40,497	-	₹ 7,40,496.96	1472
37	PNB	24.04.2021	1620021	1 Year	₹ 10,99,04,362.00	4.75	24.04.2022	₹ 11,52,18,546.94	341 days	₹ 49,56,995	-	₹ 49,56,998.97	4353
38	PNB	24.04.2021	1620030	1 Year	₹ 10,99,04,362.00	4.75	24.04.2022	₹ 11,52,18,546.94	341 days	₹ 49,56,995	-	₹ 49,56,998.97	4353
39	PNB	24.04.2021	1620049	1 Year	₹ 10,99,04,362.00	4.75	24.04.2022	₹ 11,52,18,546.94	341 days	₹ 49,56,995	-	₹ 49,56,998.97	4353
40	PNB	24.04.2021	1620058	1 Year	₹ 10,99,04,362.00	4.75	24.04.2022	₹ 11,52,18,546.94	341 days	₹ 49,56,995	-	₹ 49,56,998.97	4353
41	PNB	24.04.2021	1620067	1 Year	₹ 10,99,04,362.00	4.75	24.04.2022	₹ 11,52,18,546.94	341 days	₹ 49,56,995	-	₹ 49,56,998.97	4353
42	PNB	24.04.2021	1620076	1 Year	₹ 10,99,04,362.00	4.75	24.04.2022	₹ 11,52,18,546.94	341 days	₹ 49,56,995	-	₹ 49,56,998.97	4353
43	PNB	24.04.2021	1620085	1 Year	₹ 10,99,04,362.00	4.75	24.04.2022	₹ 11,52,18,546.94	341 days	₹ 49,56,995	-	₹ 49,56,998.97	4353
44	PNB	24.04.2021	1620094	1 Year	₹ 10,99,04,362.00	4.75	24.04.2022	₹ 11,52,18,546.94	341 days	₹ 49,56,995	-	₹ 49,56,998.97	4353
45	PNB	24.04.2021	1620106	1 Year	₹ 10,99,04,362.00	4.75	24.04.2022	₹ 11,52,18,546.94	341 days	₹ 49,56,995	-	₹ 49,56,998.97	4353
46	PNB	24.04.2021	1620115	1 Year	₹ 10,99,04,362.00	4.75	24.04.2022	₹ 11,52,18,546.94	341 days	₹ 49,56,995	-	₹ 49,56,998.97	4353
47	PNB	24.04.2021	1620124	1 Year	₹ 10,99,04,362.00	4.75	24.04.2022	₹ 11,52,18,546.94	341 days	₹ 49,56,995	-	₹ 49,56,998.97	4353

Closing Investment during Financial Year 2021-22 (Plan)

Sl.No	Name of Bank	Date of Investment	FDR No.	Period of Investment	Amount of Investment	Rate of Interest P.A.(%)	Date of Maturity	Maturity Value	No. of Days Upto 31.03.2022	Accrued Interest as on 31.03.2022 to be taken in B/Sheet	Opening Accrued As On 01.04.2021	Accrued Interest For The Year To Taken In Income	Remarks (Sl.No./Page No.)
48	PNB	24.04.2021	1620133	1 Year	₹ 10,99,04,362.00	4.75	24.04.2022	₹ 11,52,13,546.94	341 days	₹ 49,56,998.97	-	₹ 49,56,998.97	43/53
49	PNB	24.04.2021	1620142	1 Year	₹ 10,99,04,362.00	4.75	24.04.2022	₹ 11,52,13,546.94	341 days	₹ 49,56,998.97	-	₹ 49,56,998.97	43/53
50	PNB	24.04.2021	1620151	1 Year	₹ 10,99,04,362.00	4.75	24.04.2022	₹ 11,52,13,546.94	341 days	₹ 49,56,998.97	-	₹ 49,56,998.97	43/53
51	PNB	24.04.2021	1620160	1 Year	₹ 10,99,04,362.00	4.75	24.04.2022	₹ 11,52,13,546.94	341 days	₹ 49,56,998.97	-	₹ 49,56,998.97	43/53
52	PNB	24.04.2021	1620179	1 Year	₹ 10,99,04,362.00	4.75	24.04.2022	₹ 11,52,13,546.94	341 days	₹ 49,56,998.97	-	₹ 49,56,998.97	43/53
53	PNB	24.04.2021	1620188	1 Year	₹ 10,99,04,362.00	4.75	24.04.2022	₹ 11,52,13,546.94	341 days	₹ 49,56,998.97	-	₹ 49,56,998.97	43/53
54	PNB	24.04.2021	1620197	1 Year	₹ 10,99,04,362.00	4.75	24.04.2022	₹ 11,52,13,546.94	341 days	₹ 49,56,998.97	-	₹ 49,56,998.97	43/53
55	PNB	24.04.2021	1620203	1 Year	₹ 10,99,04,362.00	4.75	24.04.2022	₹ 11,52,13,546.94	341 days	₹ 49,56,998.97	-	₹ 49,56,998.97	43/53
56	PNB	24.04.2021	1620212	1 Year	₹ 10,99,04,362.00	4.75	24.04.2022	₹ 11,52,13,546.94	341 days	₹ 49,56,998.97	-	₹ 49,56,998.97	43/53
57	PNB	24.04.2021	1620221	1 Year	₹ 10,99,04,362.00	4.75	24.04.2022	₹ 11,52,13,546.94	341 days	₹ 49,56,998.97	-	₹ 49,56,998.97	43/53
58	PNB	24.04.2021	1620230	1 Year	₹ 10,99,04,362.00	4.75	24.04.2022	₹ 11,52,13,546.94	341 days	₹ 49,56,998.97	-	₹ 49,56,998.97	43/53
59	PNB	24.04.2021	1620249	1 Year	₹ 10,99,04,362.00	4.75	24.04.2022	₹ 11,52,13,546.94	341 days	₹ 49,56,998.97	-	₹ 49,56,998.97	43/53
60	Bank Of Baroda	11.12.2020	16102054960	24 Month 15 Days	₹ 1,99,00,000.00	5.40	26.12.2022	₹ 2,22,02,700.00	475 days	₹ 14,38,727	₹ 3,24,299	₹ 11,14,427.79	03/01
61	Bank Of Baroda	11.12.2020	16102054963	24 Month 15 Days	₹ 1,99,00,000.00	5.40	26.12.2022	₹ 2,22,02,700.00	475 days	₹ 14,38,727	₹ 3,24,299	₹ 11,14,427.79	03/01
62	Bank Of Baroda	11.12.2020	16102054967	24 Month 15 Days	₹ 1,99,00,000.00	5.40	26.12.2022	₹ 2,22,02,700.00	475 days	₹ 14,38,727	₹ 3,24,299	₹ 11,14,427.79	03/01
63	Bank Of Baroda	11.12.2020	16102054970	24 Month 15 Days	₹ 1,99,00,000.00	5.40	26.12.2022	₹ 2,22,02,700.00	475 days	₹ 14,38,727	₹ 3,24,299	₹ 11,14,427.79	03/01
64	Bank Of Baroda	11.12.2020	16102054973	24 Month 15 Days	₹ 1,99,00,000.00	5.40	26.12.2022	₹ 2,22,02,700.00	475 days	₹ 14,38,727	₹ 3,24,299	₹ 11,14,427.79	03/01
65	Bank Of Baroda	11.12.2020	16102054978	24 Month 15 Days	₹ 1,99,00,000.00	5.40	26.12.2022	₹ 2,22,02,700.00	475 days	₹ 14,38,727	₹ 3,24,299	₹ 11,14,427.79	03/01
66	Bank Of Baroda	11.12.2020	16102054982	24 Month 15 Days	₹ 1,99,00,000.00	5.40	26.12.2022	₹ 2,22,02,700.00	475 days	₹ 14,38,727	₹ 3,24,299	₹ 11,14,427.79	03/01
67	Bank Of Baroda	11.12.2020	16102054987	24 Month 15 Days	₹ 1,99,00,000.00	5.40	26.12.2022	₹ 2,22,02,700.00	475 days	₹ 14,38,727	₹ 3,24,299	₹ 11,14,427.79	03/01
68	Bank Of Baroda	11.12.2020	16102054992	24 Month 15 Days	₹ 1,99,00,000.00	5.40	26.12.2022	₹ 2,22,02,700.00	475 days	₹ 14,38,727	₹ 3,24,299	₹ 11,14,427.79	03/01
69	Bank Of Baroda	11.12.2020	16102054994	24 Month 15 Days	₹ 1,99,00,000.00	5.40	26.12.2022	₹ 2,22,02,700.00	475 days	₹ 14,38,727	₹ 3,24,299	₹ 11,14,427.79	03/01
70	Bank Of Baroda	11.12.2020	16102054997	24 Month 15 Days	₹ 10,00,000.00	5.40	26.12.2022	₹ 11,15,700.00	475 days	₹ 14,38,727	₹ 3,24,299	₹ 11,14,427.79	03/01
	<b>TOTAL</b>				<b>₹ 3,18,84,16,408.00</b>			<b>₹ 3,36,56,72,843.90</b>		<b>₹ 15,65,13,685</b>		<b>₹ 15,29,46,395.74</b>	

NOTE: ACCRUED INTEREST FORMULA :

(i) A = P[1 + (r/4)] - P (FOR PERIOD MORE THAN 90 DAYS)

(ii) A = P (1 + r) (FOR PERIOD LESS THAN 90 DAYS)




Opening Investment as on 01.04.2021 (DEMF)

Sl.No	Name of Bank	Date of Investment	FDR No.	Period of Investment	Amount of Investment	Rate of Interest PA(%)	Date of Maturity	Maturity Value	Accrued Interest as on 01.04.2021	Remarks (Sl.No./Page No.)
1	Andhra Bank	13.07.2020	177294	1 Year	₹ 1,99,00,000.00	5.40	13.07.2021	₹ 2,09,96,557.00	₹ 7,78,098.00	01/101
2	Andhra Bank	14.07.2020	177295	1 Year	₹ 1,99,00,000.00	5.40	14.07.2021	₹ 2,09,96,557.00	₹ 7,75,060.00	01/101
3	Andhra Bank	15.07.2020	177296	1 Year	₹ 1,99,00,000.00	5.40	15.07.2021	₹ 2,09,96,557.00	₹ 7,72,022.00	01/101
4	Andhra Bank	17.07.2020	177297	1 Year	₹ 1,99,00,000.00	5.40	17.07.2021	₹ 2,09,96,557.00	₹ 7,65,947.00	01/101
5	Andhra Bank	18.07.2020	177298	1 Year	₹ 1,99,00,000.00	5.40	18.07.2021	₹ 2,09,96,557.00	₹ 7,62,910.00	01/101
6	Andhra Bank	19.07.2020	177299	1 Year	₹ 1,99,00,000.00	5.40	19.07.2021	₹ 2,09,96,557.00	₹ 7,59,874.00	01/101
7	Andhra Bank	20.07.2020	177300	1 Year	₹ 1,99,00,000.00	5.40	20.07.2021	₹ 2,09,96,557.00	₹ 7,56,838.00	01/101
8	Andhra Bank	21.07.2020	177301	1 Year	₹ 1,99,00,000.00	5.40	21.07.2021	₹ 2,09,96,557.00	₹ 7,53,803.00	01/101
9	Andhra Bank	22.07.2020	177302	1 Year	₹ 1,99,00,000.00	5.40	22.07.2021	₹ 2,09,96,557.00	₹ 7,50,768.00	01/101
10	Andhra Bank	23.07.2020	177303	1 Year	₹ 1,99,00,000.00	5.40	23.07.2021	₹ 2,09,96,557.00	₹ 7,47,773.00	01/101
	<b>TOTAL</b>				₹ 19,90,00,000.00			₹ 20,99,65,570.00	₹ 76,23,093.00	



**Addition Investment during the Financial Year 2021-22 (DEMF)**

Sl.No	Name of Bank	Date of Investment	FDR No.	Period of Investment	Amount of Investment	Rate of Interest PA(%)	Date of Maturity	Maturity Value	Cash Book (Sl./Page No.)
1	Andhra Bank	13.07.2021	177294	1 Year	₹ 2,09,96,557.00	5.40	13.07.2022	₹ 2,18,49,01.00	Re-invest
2	Andhra Bank	13.07.2021	177295	1 Year	₹ 2,09,96,557.00	5.40	13.07.2022	₹ 2,18,49,01.00	Re-invest
3	Andhra Bank	13.07.2021	177296	1 Year	₹ 2,09,96,557.00	5.40	13.07.2022	₹ 2,18,49,01.00	Re-invest
4	Andhra Bank	13.07.2021	177297	1 Year	₹ 2,09,96,557.00	5.40	13.07.2022	₹ 2,18,49,01.00	Re-invest
5	Andhra Bank	13.07.2021	177298	1 Year	₹ 2,09,96,557.00	5.40	13.07.2022	₹ 2,18,49,01.00	Re-invest
6	Andhra Bank	13.07.2021	177299	1 Year	₹ 2,09,96,557.00	5.40	13.07.2022	₹ 2,18,49,01.00	Re-invest
7	Andhra Bank	13.07.2021	177300	1 Year	₹ 2,09,96,557.00	5.40	13.07.2022	₹ 2,18,49,01.00	Re-invest
8	Andhra Bank	13.07.2021	177301	1 Year	₹ 2,09,96,557.00	5.40	13.07.2022	₹ 2,18,49,01.00	Re-invest
9	Andhra Bank	13.07.2021	177302	1 Year	₹ 2,09,96,557.00	5.40	13.07.2022	₹ 2,18,49,01.00	Re-invest
10	Andhra Bank	13.07.2021	177303	1 Year	₹ 2,09,96,557.00	5.40	13.07.2022	₹ 2,18,49,01.00	Re-invest
	<b>TOTAL</b>				<b>₹ 20,99,65,570.00</b>			<b>₹ 21,84,91,010.00</b>	




Matured from Opening During Financial Year 2021-22 (DEMF)

Sl.No	Name of Bank	Date of Investment	FDR No.	Period of Investment	Amount of Investment	Rate of Interest PA(%)	Date of Maturity	Maturity Value	Total Interest Received	Opening Accrued As On 01.04.2021 To Be Reverse	Interest in 2021-22 (Total Interest Less opening accrued)	Cash Book (SL/Page No.)
1	Andhra Bank	13.07.2020	177294	1 Year	₹ 1,99,00,000.00	5.40	13.07.2021	₹ 2,09,96,557.00	₹ 10,96,557.00	₹ 7,78,098.00	₹ 3,18,459.00	Re-invest
2	Andhra Bank	14.07.2020	177295	1 Year	₹ 1,99,00,000.00	5.40	14.07.2021	₹ 2,09,96,557.00	₹ 10,96,557.00	₹ 7,75,060.00	₹ 3,21,497.00	Re-invest
3	Andhra Bank	15.07.2020	177296	1 Year	₹ 1,99,00,000.00	5.40	15.07.2021	₹ 2,09,96,557.00	₹ 10,96,557.00	₹ 7,72,022.00	₹ 3,24,535.00	Re-invest
4	Andhra Bank	17.07.2020	177297	1 Year	₹ 1,99,00,000.00	5.40	17.07.2021	₹ 2,09,96,557.00	₹ 10,96,557.00	₹ 7,65,947.00	₹ 3,30,610.00	Re-invest
5	Andhra Bank	18.07.2020	177298	1 Year	₹ 1,99,00,000.00	5.40	18.07.2021	₹ 2,09,96,557.00	₹ 10,96,557.00	₹ 7,62,910.00	₹ 3,33,647.00	Re-invest
6	Andhra Bank	19.07.2020	177299	1 Year	₹ 1,99,00,000.00	5.40	19.07.2021	₹ 2,09,96,557.00	₹ 10,96,557.00	₹ 7,59,874.00	₹ 3,36,683.00	Re-invest
7	Andhra Bank	20.07.2020	177300	1 Year	₹ 1,99,00,000.00	5.40	20.07.2021	₹ 2,09,96,557.00	₹ 10,96,557.00	₹ 7,56,838.00	₹ 3,39,719.00	Re-invest
8	Andhra Bank	21.07.2020	177301	1 Year	₹ 1,99,00,000.00	5.40	21.07.2021	₹ 2,09,96,557.00	₹ 10,96,557.00	₹ 7,53,803.00	₹ 3,42,754.00	Re-invest
9	Andhra Bank	22.07.2020	177302	1 Year	₹ 1,99,00,000.00	5.40	22.07.2021	₹ 2,09,96,557.00	₹ 10,96,557.00	₹ 7,50,768.00	₹ 3,45,789.00	Re-invest
10	Andhra Bank	23.07.2020	177303	1 Year	₹ 1,99,00,000.00	5.40	23.07.2021	₹ 2,09,96,557.00	₹ 10,96,557.00	₹ 7,47,773.00	₹ 3,48,784.00	Re-invest
	<b>TOTAL</b>				₹ 19,90,00,000.00			₹ 20,99,65,570.00	₹ 1,09,65,570.00	₹ 76,23,093.00	₹ 33,42,477.00	

Matured from Addition Investment During Financial Year 2021-22 (DEMF)

Sl.No	Name of Bank	Date of Investment	FDR No.	Period of Investment	Amount of Investment	Rate of Interest PA(%)	Date of Maturity	Maturity Value	Total Interest Received	Opening Accrued As On 01.04.2021 To Be Reverse	Interest in 2021-22	Cash Book (SL/Page No.)

NIL




Closing Investment during Financial Year 2020-21 (DEMIF)

Sl.No	Name of Bank	Date of Investment	FDR No.	Period of Investment	Amount of Investment	Rate of Interest PA(%)	Date of Maturity	Maturity Value	No. Of Days Upto 31.03.2022	Accrued Interest as on 31.03.2022 to be taken in B/Sheet	Opening Accrued As On 01.04.2021	Accrued Interest For The Year To Taken In Income	Remarks (Sl.No./Page No.)
1	Andhra Bank	13.07.2021	177294	1 Year	₹ 2,09,96,557.00	5.40	13.07.2022	₹ 2,18,49,101.00	261 Days	₹ 8,20,975.00	-	₹ 8,20,975.00	01/101
2	Andhra Bank	14.07.2021	177295	1 Year	₹ 2,09,96,557.00	5.40	14.07.2022	₹ 2,18,49,101.00	260 Days	₹ 8,17,768.00	-	₹ 8,17,768.00	01/101
3	Andhra Bank	15.07.2021	177296	1 Year	₹ 2,09,96,557.00	5.40	15.07.2022	₹ 2,18,49,101.00	259 Days	₹ 8,14,563.00	-	₹ 8,14,563.00	01/101
4	Andhra Bank	17.07.2021	177297	1 Year	₹ 2,09,96,557.00	5.40	17.07.2022	₹ 2,18,49,101.00	257 Days	₹ 8,08,153.00	-	₹ 8,08,153.00	01/101
5	Andhra Bank	18.07.2021	177298	1 Year	₹ 2,09,96,557.00	5.40	18.07.2022	₹ 2,18,49,101.00	256 Days	₹ 8,04,949.00	-	₹ 8,04,949.00	01/101
6	Andhra Bank	19.07.2021	177299	1 Year	₹ 2,09,96,557.00	5.40	19.07.2022	₹ 2,18,49,101.00	255 Days	₹ 8,01,745.00	-	₹ 8,01,745.00	01/101
7	Andhra Bank	20.07.2021	177300	1 Year	₹ 2,09,96,557.00	5.40	20.07.2022	₹ 2,18,49,101.00	254 Days	₹ 7,98,542.00	-	₹ 7,98,542.00	01/101
8	Andhra Bank	21.07.2021	177301	1 Year	₹ 2,09,96,557.00	5.40	21.07.2022	₹ 2,18,49,101.00	253 Days	₹ 7,95,340.00	-	₹ 7,95,340.00	01/101
9	Andhra Bank	22.07.2021	177302	1 Year	₹ 2,09,96,557.00	5.40	22.07.2022	₹ 2,18,49,101.00	252 Days	₹ 7,92,137.00	-	₹ 7,92,137.00	01/101
10	Andhra Bank	23.07.2021	177303	1 Year	₹ 2,09,96,557.00	5.40	23.07.2022	₹ 2,18,49,101.00	251 Days	₹ 7,88,936.00	-	₹ 7,88,936.00	01/101
	TOTAL				₹ 20,99,65,570.00			₹ 21,84,91,010.00				₹ 80,43,108.00	

NOTE: ACCRUED INTEREST FORMULA :

(i)  $A = P[1 + (r/4)t]$  - P (FOR PERIOD MORE THAN 90 DAYS)

(ii)  $A = P (1 + rt)$  (FOR PERIOD LESS THAN 90 DAYS)



DELHI URBAN SHELTER IMPROVEMENT BOARD  
दिल्ली शहरी आश्रय सुधार बोर्ड

Opening Investment as on 01.04.2021 (JNNURM)

Sl.No	Name of Bank	Date of Investment	FDR No.	Period of Investement	Amount of Investment	Rate of Interest PA(%)	Date of Maturity	Maturity Value	Accrued Interest as on 01.04.2021	Remarks (Sl.No./ Page No.)
1	BOI	06.12.2019	1502237	23 Months	₹ 2,00,00,000.00	6.00	06.11.2021	₹ 2,24,19,475.00	₹ 16,32,863.00	23/59
2	BOI	06.12.2019	1502241	23 Months	₹ 2,00,00,000.00	6.00	06.11.2021	₹ 2,24,19,475.00	₹ 16,32,863.00	23/59
3	BOI	06.12.2019	1502242	23 Months	₹ 2,00,00,000.00	6.00	06.11.2021	₹ 2,24,19,475.00	₹ 16,32,863.00	23/59
4	BOI	06.12.2019	1502243	23 Months	₹ 2,00,00,000.00	6.00	06.11.2021	₹ 2,24,19,475.00	₹ 16,32,863.00	23/59
5	BOI	06.12.2019	1502244	23 Months	₹ 2,00,00,000.00	6.00	06.11.2021	₹ 2,24,19,475.00	₹ 16,32,863.00	23/59
6	BOI	06.12.2019	1502245	23 Months	₹ 2,00,00,000.00	6.00	06.11.2021	₹ 2,24,19,475.00	₹ 16,32,863.00	23/59
7	BOI	06.12.2019	1502246	23 Months	₹ 2,00,00,000.00	6.00	06.11.2021	₹ 2,24,19,475.00	₹ 16,32,863.00	23/59
8	BOI	06.12.2019	1502247	23 Months	₹ 2,00,00,000.00	6.00	06.11.2021	₹ 2,24,19,475.00	₹ 16,32,863.00	23/59
9	BOI	06.12.2019	1502248	23 Months	₹ 2,00,00,000.00	6.00	06.11.2021	₹ 2,24,19,475.00	₹ 16,32,863.00	23/59
10	BOI	06.12.2019	1502249	23 Months	₹ 2,00,00,000.00	6.00	06.11.2021	₹ 2,24,19,475.00	₹ 16,32,863.00	23/59
11	BOI	06.12.2019	1502250	23 Months	₹ 2,00,00,000.00	6.00	06.11.2021	₹ 2,24,19,475.00	₹ 16,32,863.00	23/59
12	BOI	06.12.2019	1502162	23 Months	₹ 2,00,00,000.00	6.00	06.11.2021	₹ 2,24,19,475.00	₹ 16,32,863.00	23/59
13	BOI	06.12.2019	1502163	23 Months	₹ 2,00,00,000.00	6.00	06.11.2021	₹ 2,24,19,475.00	₹ 16,32,863.00	23/59
14	BOI	06.12.2019	1502167	23 Months	₹ 2,00,00,000.00	6.00	06.11.2021	₹ 2,24,19,475.00	₹ 16,32,863.00	23/59
15	BOI	06.12.2019	1502168	23 Months	₹ 2,00,00,000.00	6.00	06.11.2021	₹ 2,24,19,475.00	₹ 16,32,863.00	23/59
16	Canara Bank	27.07.2020	71907	12 Months	₹ 1,99,00,000.00	5.50	27.07.2021	₹ 2,10,17,281.00	₹ 7,49,381.00	03/31
17	Canara Bank	28.07.2020	71908	12 Months	₹ 1,99,00,000.00	5.50	28.07.2021	₹ 2,10,17,281.00	₹ 7,46,291.00	03/31
18	Canara Bank	29.07.2020	71909	12 Months	₹ 1,99,00,000.00	5.50	29.07.2021	₹ 2,10,17,281.00	₹ 7,43,201.00	03/31
19	Canara Bank	30.07.2020	71910	12 Months	₹ 1,99,00,000.00	5.50	30.07.2021	₹ 2,10,17,281.00	₹ 7,40,112.00	03/31
20	Canara Bank	01.08.2020	71911	12 Months	₹ 1,99,00,000.00	5.50	01.08.2021	₹ 2,10,17,281.00	₹ 7,33,935.00	03/31
21	Canara Bank	05.08.2020	71912	12 Months	₹ 1,99,00,000.00	5.50	05.08.2021	₹ 2,10,17,281.00	₹ 7,21,586.00	03/31
22	Canara Bank	06.08.2020	71913	12 Months	₹ 1,99,00,000.00	5.50	06.08.2021	₹ 2,10,17,281.00	₹ 7,18,500.00	03/31
23	Canara Bank	09.08.2020	71914	12 Months	₹ 1,99,00,000.00	5.50	09.08.2021	₹ 2,10,17,281.00	₹ 7,09,245.00	03/31
24	Canara Bank	10.08.2020	71915	12 Months	₹ 1,99,00,000.00	5.50	10.08.2021	₹ 2,10,17,281.00	₹ 7,06,161.00	03/31
25	Canara Bank	11.08.2020	71916	12 Months	₹ 1,99,00,000.00	5.50	11.08.2021	₹ 2,10,17,281.00	₹ 7,03,077.00	03/31
26	Canara Bank	14.08.2020	71917	12 Months	₹ 1,99,00,000.00	5.50	14.08.2021	₹ 2,10,17,281.00	₹ 6,93,829.00	03/31
27	Canara Bank	15.08.2020	71918	12 Months	₹ 1,99,00,000.00	5.50	15.08.2021	₹ 2,10,17,281.00	₹ 6,90,747.00	03/31
28	Canara Bank	16.08.2020	71919	12 Months	₹ 1,99,00,000.00	5.50	16.08.2021	₹ 2,10,17,281.00	₹ 6,87,666.00	03/31
29	Canara Bank	17.08.2020	71920	12 Months	₹ 1,99,00,000.00	5.50	17.08.2021	₹ 2,10,17,281.00	₹ 6,84,585.00	03/31
30	Canara Bank	18.08.2020	71922	12 Months	₹ 1,99,00,000.00	5.50	18.08.2021	₹ 2,10,17,281.00	₹ 6,81,505.00	03/31
31	Canara Bank	20.08.2020	71921	12 Months	₹ 15,00,000.00	5.40	20.08.2021	₹ 15,82,655.00	₹ 49,970.00	03/31
32	Bank Of Baroda	16.09.2020	1009203256	24 Month 1 Day	₹ 1,99,00,000.00	5.40	17.09.2022	₹ 2,21,61,035.00	₹ 5,81,519.00	04/31
33	Bank Of Baroda	16.09.2020	1009203265	24 Month 1 Day	₹ 1,99,00,000.00	5.40	17.09.2022	₹ 2,21,61,035.00	₹ 5,81,519.00	04/31

DELHI URBAN SHELTER IMPROVEMENT BOARD  
दिल्ली शहरी आश्रय सुधार बोर्ड

Opening Investment as on 01.04.2021 (JNNURM)

Sl.No	Name of Bank	Date of Investment	FDR No.	Period of Investement	Amount of Investment	Rate of Interest PA(%)	Date of Maturity	Maturity Value	Accrued Interest as on 01.04.2021	Remarks (Sl.No./ Page No.)
34	Bank Of Baroda	16.09.2020	1009203266	24 Month   Day	₹ 1,99,00,000.00	5.40	17.09.2022	₹ 2,21,61,035.00	₹ 5,81,519.00	04/31
35	Bank Of Baroda	16.09.2020	1009203267	24 Month   Day	₹ 1,99,00,000.00	5.40	17.09.2022	₹ 2,21,61,035.00	₹ 5,81,519.00	04/31
36	Bank Of Baroda	16.09.2020	1009203268	24 Month   Day	₹ 1,99,00,000.00	5.40	17.09.2022	₹ 2,21,61,035.00	₹ 5,81,519.00	04/31
37	Bank Of Baroda	16.09.2020	1009203270	24 Month   Day	₹ 1,99,00,000.00	5.40	17.09.2022	₹ 2,21,61,035.00	₹ 5,81,519.00	04/31
38	Bank Of Baroda	16.09.2020	1009203272	24 Month   Day	₹ 1,99,00,000.00	5.40	17.09.2022	₹ 2,21,61,035.00	₹ 5,81,519.00	04/31
39	Bank Of Baroda	16.09.2020	1009203273	24 Month   Day	₹ 1,99,00,000.00	5.40	17.09.2022	₹ 2,21,61,035.00	₹ 5,81,519.00	04/31
40	Bank Of Baroda	16.09.2020	1009203275	24 Month   Day	₹ 1,99,00,000.00	5.40	17.09.2022	₹ 2,21,61,035.00	₹ 5,81,519.00	04/31
41	Bank Of Baroda	16.09.2020	1009203278	24 Month   Day	₹ 1,99,00,000.00	5.40	17.09.2022	₹ 2,21,61,035.00	₹ 5,81,519.00	04/31
42	Bank Of Baroda	16.09.2020	1009203281	24 Month   Day	₹ 1,99,00,000.00	5.40	17.09.2022	₹ 2,21,61,035.00	₹ 5,81,519.00	04/31
43	Bank Of Baroda	16.09.2020	1009203286	24 Month   Day	₹ 1,99,00,000.00	5.40	17.09.2022	₹ 2,21,61,035.00	₹ 5,81,519.00	04/31
44	Bank Of Baroda	16.09.2020	1009203290	24 Month   Day	₹ 1,99,00,000.00	5.40	17.09.2022	₹ 2,21,61,035.00	₹ 5,81,519.00	04/31
45	Bank Of Baroda	16.09.2020	1009203270	24 Month   Day	₹ 25,00,000.00	5.40	17.09.2022	₹ 27,83,107.00	₹ 5,81,519.00	04/31
46	Bank Of Baroda	10.09.2020	25937	24 Month   Day	₹ 1,99,00,000.00	5.40	13.09.2022	₹ 2,21,61,035.00	₹ 5,99,587.00	04/31
47	Bank Of Baroda	10.09.2020	25939	24 Month   Day	₹ 1,99,00,000.00	5.40	13.09.2022	₹ 2,21,61,035.00	₹ 5,99,587.00	04/31
48	Bank Of Baroda	10.09.2020	25941	24 Month   Day	₹ 1,99,00,000.00	5.40	13.09.2022	₹ 2,21,61,035.00	₹ 5,99,587.00	04/31
49	Bank Of Baroda	10.09.2020	25944	24 Month   Day	₹ 1,99,00,000.00	5.40	13.09.2022	₹ 2,21,61,035.00	₹ 5,99,587.00	04/31
50	Bank Of Baroda	10.09.2020	25947	24 Month   Day	₹ 1,99,00,000.00	5.40	13.09.2022	₹ 2,21,61,035.00	₹ 5,99,587.00	04/31
51	Bank Of Baroda	10.09.2020	25949	24 Month   Day	₹ 1,99,00,000.00	5.40	13.09.2022	₹ 2,21,61,035.00	₹ 5,99,587.00	04/31
52	Bank Of Baroda	10.09.2020	25951	24 Month   Day	₹ 1,99,00,000.00	5.40	13.09.2022	₹ 2,21,61,035.00	₹ 5,99,587.00	04/31
53	Bank Of Baroda	10.09.2020	25952	24 Month   Day	₹ 1,99,00,000.00	5.40	13.09.2022	₹ 2,21,61,035.00	₹ 5,99,587.00	04/31
54	Bank Of Baroda	10.09.2020	25954	24 Month   Day	₹ 1,99,00,000.00	5.40	13.09.2022	₹ 2,21,61,035.00	₹ 5,99,587.00	04/31
55	Bank Of Baroda	10.09.2020	25957	24 Month   Day	₹ 1,99,00,000.00	5.40	13.09.2022	₹ 2,21,61,035.00	₹ 5,99,587.00	04/31
56	Bank Of Baroda	10.09.2020	25959	24 Month   Day	₹ 1,99,00,000.00	5.40	13.09.2022	₹ 2,21,61,035.00	₹ 5,99,587.00	04/31
57	Bank Of Baroda	10.09.2020	25962	24 Month   Day	₹ 1,99,00,000.00	5.40	13.09.2022	₹ 2,21,61,035.00	₹ 5,99,587.00	04/31
58	Union Bank	22.03.2021	30000130	25 Month	₹ 1,99,00,000.00	5.50	22.04.2023	₹ 2,23,00,982.00	₹ 26,987.00	05/31
59	Union Bank	22.03.2021	30000124	25 Month	₹ 1,99,00,000.00	5.50	22.04.2023	₹ 2,23,00,982.00	₹ 26,987.00	05/31
60	Union Bank	22.03.2021	30000122	25 Month	₹ 1,99,00,000.00	5.50	22.04.2023	₹ 2,23,00,982.00	₹ 26,987.00	05/31
61	Union Bank	22.03.2021	30000115	25 Month	₹ 1,99,00,000.00	5.50	22.04.2023	₹ 2,23,00,982.00	₹ 26,987.00	05/31
62	Union Bank	22.03.2021	30000108	25 Month	₹ 1,99,00,000.00	5.50	22.04.2023	₹ 2,23,00,982.00	₹ 26,987.00	05/31
63	Union Bank	22.03.2021	30000105	25 Month	₹ 1,99,00,000.00	5.50	22.04.2023	₹ 2,23,00,982.00	₹ 26,987.00	05/31
64	Union Bank	22.03.2021	30000098	25 Month	₹ 1,99,00,000.00	5.50	22.04.2023	₹ 2,23,00,982.00	₹ 26,987.00	05/31
65	Union Bank	22.03.2021	30000097	25 Month	₹ 1,99,00,000.00	5.50	22.04.2023	₹ 2,23,00,982.00	₹ 26,987.00	05/31
66	Union Bank	22.03.2021	30000095	25 Month	₹ 1,99,00,000.00	5.50	22.04.2023	₹ 2,23,00,982.00	₹ 26,987.00	05/31

DELHI URBAN SHELTER IMPROVEMENT BOARD  
दिल्ली शहरी आश्रय सुधार बोर्ड


Opening Investment as on 01.04.2021 (JNNURM)										
Sl.No	Name of Bank	Date of Investment	FDR No.	Period of Investement	Amount of Investment	Rate of Interest PA.(%)	Date of Maturity	Maturity Value	Accrued Interest as on 01.04.2021	Remarks (Sl.No./ Page No.)
67	Union Bank	22.03.2021	30000091	25 Month	₹ 1,99,00,000.00	5.50	22.04.2023	₹ 2,23,00,982.00	₹ 26,987.00	05/31
68	Union Bank	22.03.2021	30000082	25 Month	₹ 1,99,00,000.00	5.50	22.04.2023	₹ 2,23,00,982.00	₹ 26,987.00	05/31
69	Union Bank	22.03.2021	30000080	25 Month	₹ 1,99,00,000.00	5.50	22.04.2023	₹ 2,23,00,982.00	₹ 26,987.00	05/31
70	Union Bank	22.03.2021	30000073	25 Month	₹ 1,99,00,000.00	5.50	22.04.2023	₹ 2,23,00,982.00	₹ 26,987.00	05/31
71	Union Bank	22.03.2021	30000138	25 Month	₹ 1,13,00,000.00	5.50	22.04.2023	₹ 1,26,63,372.00	₹ 26,987.00	05/31
	<b>TOTAL</b>				<b>₹ 1,37,00,00,000.00</b>			<b>₹ 1,51,25,19,115.00</b>	<b>₹ 5,09,66,864.00</b>	



DELHI URBAN SHELTER IMPROVEMENT BOARD  
दिल्ली शहरी आश्रय सुधार बोर्ड

Addition Investment during the Financial Year 2021-22 (JNNURM)


Sl.No	Name of Bank	Date of Investment	FDR No.	Period of Investment	Amount of Investment	Rate of Interest PA(%)	Date of Maturity	Maturity Value	Remarks (Sl.No./ Page No.)	Cash Book (Sl./Page No.)
1	BOI	05.11.2021	1502237	1 Year	₹ 2,24,19,475.00	6.00	06.11.2022	₹ 2,37,95,213.00	23/59	Re-invest
2	BOI	05.11.2021	1502241	1 Year	₹ 2,24,19,475.00	6.00	06.11.2022	₹ 2,37,95,213.00	23/59	Re-invest
3	BOI	05.11.2021	1502242	1 Year	₹ 2,24,19,475.00	6.00	06.11.2022	₹ 2,37,95,213.00	23/59	Re-invest
4	BOI	05.11.2021	1502243	1 Year	₹ 2,24,19,475.00	6.00	06.11.2022	₹ 2,37,95,213.00	23/59	Re-invest
5	BOI	05.11.2021	1502244	1 Year	₹ 2,24,19,475.00	6.00	06.11.2022	₹ 2,37,95,213.00	23/59	Re-invest
6	BOI	05.11.2021	1502245	1 Year	₹ 2,24,19,475.00	6.00	06.11.2022	₹ 2,37,95,213.00	23/59	Re-invest
7	BOI	05.11.2021	1502246	1 Year	₹ 2,24,19,475.00	6.00	06.11.2022	₹ 2,37,95,213.00	23/59	Re-invest
8	BOI	05.11.2021	1502247	1 Year	₹ 2,24,19,475.00	6.00	06.11.2022	₹ 2,37,95,213.00	23/59	Re-invest
9	BOI	05.11.2021	1502248	1 Year	₹ 2,24,19,475.00	6.00	06.11.2022	₹ 2,37,95,213.00	23/59	Re-invest
10	BOI	05.11.2021	1502249	1 Year	₹ 2,24,19,475.00	6.00	06.11.2022	₹ 2,37,95,213.00	23/59	Re-invest
11	BOI	05.11.2021	1502250	1 Year	₹ 2,24,19,475.00	6.00	06.11.2022	₹ 2,37,95,213.00	23/59	Re-invest
12	BOI	05.11.2021	1502162	1 Year	₹ 2,24,19,475.00	6.00	06.11.2022	₹ 2,37,95,213.00	23/59	Re-invest
13	BOI	05.11.2021	1502163	1 Year	₹ 2,24,19,475.00	6.00	06.11.2022	₹ 2,37,95,213.00	23/59	Re-invest
14	BOI	05.11.2021	1502167	1 Year	₹ 2,24,19,475.00	6.00	06.11.2022	₹ 2,37,95,213.00	23/59	Re-invest
15	BOI	05.11.2021	1502168	1 Year	₹ 2,24,19,475.00	6.00	06.11.2022	₹ 2,37,95,213.00	23/59	Re-invest
16	Canara Bank	15.08.2021	71917	1 Year	₹ 2,10,17,281.00	5.50	16.08.2022	₹ 2,21,97,292.00	03/31	Re-invest
17	Canara Bank	17.08.2021	71918	1 Year	₹ 2,10,17,281.00	5.50	17.08.2022	₹ 2,21,97,292.00	03/31	Re-invest
18	Canara Bank	18.08.2021	71919	1 Year	₹ 2,10,17,281.00	5.50	18.08.2022	₹ 2,21,97,292.00	03/31	Re-invest
19	Canara Bank	20.08.2021	71920	1 Year	₹ 2,10,17,281.00	5.50	20.08.2022	₹ 2,21,97,292.00	03/31	Re-invest
20	Canara Bank	18.08.2021	71922	1 Year	₹ 2,10,17,281.00	5.50	18.08.2022	₹ 2,21,97,292.00	03/31	Re-invest
21	Canara Bank	20.08.2021	71921	1 Year	₹ 15,82,655.00	5.40	20.08.2022	₹ 2,21,97,292.00	03/31	Re-invest
	<b>TOTAL</b>				₹ 44,29,61,185.00			₹ 49,01,11,947.00		



DELHI URBAN SHELTER IMPROVEMENT BOARD  
दिल्ली शहरी आश्रय सुधार बोर्ड

Matured from Opening During Financial Year 2021-22 (JNNURM)


Sl.No	Name of Bank	Date of Investment	FDR No.	Period of Investment	Amount of Investment	Rate of Interest PA(%)	Date of Maturity	Maturity Value	Total Interest Received	Opening Accrued As On 01.04.2021 To Be Reverse	Interest in 2021-22(Total Interest Less opening accrued)	Cash Book (SI/Page No.)
1	Canara Bank	27.07.2020	71907	12 Months	₹ 1,99,00,000.00	5.50	27.07.2021	₹ 2,10,17,281.00	₹ 11,17,281.00	₹ 7,49,381.00	₹ 3,67,900.00	22
2	Canara Bank	28.07.2020	71908	12 Months	₹ 1,99,00,000.00	5.50	28.07.2021	₹ 2,10,17,281.00	₹ 11,17,281.00	₹ 7,46,291.00	₹ 3,70,990.00	22
3	Canara Bank	29.07.2020	71909	12 Months	₹ 1,99,00,000.00	5.50	29.07.2021	₹ 2,10,17,281.00	₹ 11,17,281.00	₹ 7,43,201.00	₹ 3,74,680.00	23
4	Canara Bank	30.07.2020	71910	12 Months	₹ 1,99,00,000.00	5.50	30.07.2021	₹ 2,10,17,281.00	₹ 11,17,281.00	₹ 7,40,112.00	₹ 3,77,169.00	23
5	Canara Bank	01.08.2020	71911	12 Months	₹ 1,99,00,000.00	5.50	01.08.2021	₹ 2,10,17,281.00	₹ 11,17,281.00	₹ 7,33,935.00	₹ 3,83,346.00	23
6	Canara Bank	05.08.2020	71912	12 Months	₹ 1,99,00,000.00	5.50	05.08.2021	₹ 2,10,17,281.00	₹ 11,17,281.00	₹ 7,21,586.00	₹ 3,95,695.00	23
7	Canara Bank	06.08.2020	71913	12 Months	₹ 1,99,00,000.00	5.50	06.08.2021	₹ 2,10,17,281.00	₹ 11,17,281.00	₹ 7,18,500.00	₹ 3,98,781.00	23
8	Canara Bank	09.08.2020	71914	12 Months	₹ 1,99,00,000.00	5.50	09.08.2021	₹ 2,10,17,281.00	₹ 11,17,281.00	₹ 7,09,245.00	₹ 4,08,636.00	23
9	Canara Bank	10.08.2020	71915	12 Months	₹ 1,99,00,000.00	5.50	10.08.2021	₹ 2,10,17,281.00	₹ 11,17,281.00	₹ 7,06,161.00	₹ 4,11,120.00	23
10	Canara Bank	11.08.2020	71916	12 Months	₹ 1,99,00,000.00	5.50	11.08.2021	₹ 2,10,17,281.00	₹ 11,17,281.00	₹ 7,03,077.00	₹ 4,14,204.00	23
11	BOI	06.12.2019	1502237	23 Months	₹ 2,00,00,000.00	6.00	06.11.2021	₹ 2,24,19,475.00	₹ 24,19,475.00	₹ 16,32,863.00	₹ 7,86,612.00	Re-invest
12	BOI	06.12.2019	1502241	23 Months	₹ 2,00,00,000.00	6.00	06.11.2021	₹ 2,24,19,475.00	₹ 24,19,475.00	₹ 16,32,863.00	₹ 7,86,612.00	Re-invest
13	BOI	06.12.2019	1502242	23 Months	₹ 2,00,00,000.00	6.00	06.11.2021	₹ 2,24,19,475.00	₹ 24,19,475.00	₹ 16,32,863.00	₹ 7,86,612.00	Re-invest
14	BOI	06.12.2019	1502243	23 Months	₹ 2,00,00,000.00	6.00	06.11.2021	₹ 2,24,19,475.00	₹ 24,19,475.00	₹ 16,32,863.00	₹ 7,86,612.00	Re-invest
15	BOI	06.12.2019	1502244	23 Months	₹ 2,00,00,000.00	6.00	06.11.2021	₹ 2,24,19,475.00	₹ 24,19,475.00	₹ 16,32,863.00	₹ 7,86,612.00	Re-invest
16	BOI	06.12.2019	1502245	23 Months	₹ 2,00,00,000.00	6.00	06.11.2021	₹ 2,24,19,475.00	₹ 24,19,475.00	₹ 16,32,863.00	₹ 7,86,612.00	Re-invest
17	BOI	06.12.2019	1502246	23 Months	₹ 2,00,00,000.00	6.00	06.11.2021	₹ 2,24,19,475.00	₹ 24,19,475.00	₹ 16,32,863.00	₹ 7,86,612.00	Re-invest
18	BOI	06.12.2019	1502247	23 Months	₹ 2,00,00,000.00	6.00	06.11.2021	₹ 2,24,19,475.00	₹ 24,19,475.00	₹ 16,32,863.00	₹ 7,86,612.00	Re-invest
19	BOI	06.12.2019	1502248	23 Months	₹ 2,00,00,000.00	6.00	06.11.2021	₹ 2,24,19,475.00	₹ 24,19,475.00	₹ 16,32,863.00	₹ 7,86,612.00	Re-invest
20	BOI	06.12.2019	1502249	23 Months	₹ 2,00,00,000.00	6.00	06.11.2021	₹ 2,24,19,475.00	₹ 24,19,475.00	₹ 16,32,863.00	₹ 7,86,612.00	Re-invest
21	BOI	06.12.2019	1502250	23 Months	₹ 2,00,00,000.00	6.00	06.11.2021	₹ 2,24,19,475.00	₹ 24,19,475.00	₹ 16,32,863.00	₹ 7,86,612.00	Re-invest
22	BOI	06.12.2019	1502162	23 Months	₹ 2,00,00,000.00	6.00	06.11.2021	₹ 2,24,19,475.00	₹ 24,19,475.00	₹ 16,32,863.00	₹ 7,86,612.00	Re-invest
23	BOI	06.12.2019	1502163	23 Months	₹ 2,00,00,000.00	6.00	06.11.2021	₹ 2,24,19,475.00	₹ 24,19,475.00	₹ 16,32,863.00	₹ 7,86,612.00	Re-invest
24	BOI	06.12.2019	1502167	23 Months	₹ 2,00,00,000.00	6.00	06.11.2021	₹ 2,24,19,475.00	₹ 24,19,475.00	₹ 16,32,863.00	₹ 7,86,612.00	Re-invest
25	BOI	06.12.2019	1502168	23 Months	₹ 2,00,00,000.00	6.00	06.11.2021	₹ 2,24,19,475.00	₹ 24,19,475.00	₹ 16,32,863.00	₹ 7,86,612.00	Re-invest
26	Canara Bank	14.08.2020	71917	12 Months	₹ 1,99,00,000.00	5.50	16.08.2021	₹ 2,10,17,281.00	₹ 11,17,281.00	₹ 6,93,829.00	₹ 4,23,452.00	Re-invest
27	Canara Bank	15.08.2020	71918	12 Months	₹ 1,99,00,000.00	5.50	17.08.2021	₹ 2,10,17,281.00	₹ 11,17,281.00	₹ 6,90,747.00	₹ 4,26,534.00	Re-invest
28	Canara Bank	16.08.2020	71919	12 Months	₹ 1,99,00,000.00	5.50	18.08.2021	₹ 2,10,17,281.00	₹ 11,17,281.00	₹ 6,87,666.00	₹ 4,29,615.00	Re-invest
29	Canara Bank	17.08.2020	71920	12 Months	₹ 1,99,00,000.00	5.40	20.08.2021	₹ 2,10,17,281.00	₹ 11,17,281.00	₹ 6,84,585.00	₹ 4,32,696.00	Re-invest
30	Canara Bank	18.08.2020	71922	12 Months	₹ 1,99,00,000.00	5.40	18.08.2021	₹ 2,10,17,281.00	₹ 11,17,281.00	₹ 6,81,505.00	₹ 4,35,776.00	Re-invest
31	Canara Bank	20.08.2020	71921	12 Months	₹ 15,00,000.00	5.40	20.08.2021	₹ 15,82,655.00	₹ 82,655.00	₹ 49,970.00	₹ 32,685.00	Re-invest
	TOTAL				₹ 60,00,00,000.00			₹ 65,31,33,995.00	₹ 5,31,33,995.00	₹ 3,52,52,736.00	₹ 1,78,81,259.00	



DELHI URBAN SHELTER IMPROVEMENT BOARD  
दिल्ली शहरी आश्रय सुधार बोर्ड

Matured from Addition During Financial Year 2021-22 (JNNURM)

Sl.No	Name of Bank	Date of Investment	FDR No.	Period of Investment	Amount of Investment	Rate of Interest PA(%)	Date of Maturity	Maturity Value	Total Interest Received	Opening Accrued As On 01.04.2021 To Be Reverse	Interest in 2021-22(Total Interest Less opening accrued)	Cash Book (SI./Page No.)
NIL												



DELHI URBAN SHELTER IMPROVEMENT BOARD  
दिल्ली शहरी आश्रय सुधार बोर्ड

Closing Investment during Financial Year 2021-22 (JNNURM)

Sl.No	Name of Bank	Date of Investment	FDR No.	Period of Investment	Amount of Investment	Rate of Interest PA(%)	Date of Maturity	Maturity Value	No. Of Days Upto 31.03.2022	Accrued Interest as on 31.03.2022 to be taken in B/Sheet	Opening Accrued As On 01.04.2021	Accrued Interest For The Year To Taken In Income	Remarks (Sl.No./ Page No.)
1	BOI	06.11.2021	1502237	1 Year	₹ 2,24,19,475.00	6.00	06.11.2022	₹ 2,37,95,213.00	145 Days	₹ 5,36,738.00	-	₹ 5,36,738.00	23/59
2	BOI	06.11.2021	1502241	1 Year	₹ 2,24,19,475.00	6.00	06.11.2022	₹ 2,37,95,213.00	145 Days	₹ 5,36,738.00	-	₹ 5,36,738.00	23/59
3	BOI	06.11.2021	1502242	1 Year	₹ 2,24,19,475.00	6.00	06.11.2022	₹ 2,37,95,213.00	145 Days	₹ 5,36,738.00	-	₹ 5,36,738.00	23/59
4	BOI	06.11.2021	1502243	1 Year	₹ 2,24,19,475.00	6.00	06.11.2022	₹ 2,37,95,213.00	145 Days	₹ 5,36,738.00	-	₹ 5,36,738.00	23/59
5	BOI	06.11.2021	1502244	1 Year	₹ 2,24,19,475.00	6.00	06.11.2022	₹ 2,37,95,213.00	145 Days	₹ 5,36,738.00	-	₹ 5,36,738.00	23/59
6	BOI	06.11.2021	1502245	1 Year	₹ 2,24,19,475.00	6.00	06.11.2022	₹ 2,37,95,213.00	145 Days	₹ 5,36,738.00	-	₹ 5,36,738.00	23/59
7	BOI	06.11.2021	1502246	1 Year	₹ 2,24,19,475.00	6.00	06.11.2022	₹ 2,37,95,213.00	145 Days	₹ 5,36,738.00	-	₹ 5,36,738.00	23/59
8	BOI	06.11.2021	1502247	1 Year	₹ 2,24,19,475.00	6.00	06.11.2022	₹ 2,37,95,213.00	145 Days	₹ 5,36,738.00	-	₹ 5,36,738.00	23/59
9	BOI	06.11.2021	1502248	1 Year	₹ 2,24,19,475.00	6.00	06.11.2022	₹ 2,37,95,213.00	145 Days	₹ 5,36,738.00	-	₹ 5,36,738.00	23/59
10	BOI	06.11.2021	1502249	1 Year	₹ 2,24,19,475.00	6.00	06.11.2022	₹ 2,37,95,213.00	145 Days	₹ 5,36,738.00	-	₹ 5,36,738.00	23/59
11	BOI	06.11.2021	1502250	1 Year	₹ 2,24,19,475.00	6.00	06.11.2022	₹ 2,37,95,213.00	145 Days	₹ 5,36,738.00	-	₹ 5,36,738.00	23/59
12	BOI	06.11.2021	1502162	1 Year	₹ 2,24,19,475.00	6.00	06.11.2022	₹ 2,37,95,213.00	145 Days	₹ 5,36,738.00	-	₹ 5,36,738.00	23/59
13	BOI	06.11.2021	1502163	1 Year	₹ 2,24,19,475.00	6.00	06.11.2022	₹ 2,37,95,213.00	145 Days	₹ 5,36,738.00	-	₹ 5,36,738.00	23/59
14	BOI	06.11.2021	1502167	1 Year	₹ 2,24,19,475.00	6.00	06.11.2022	₹ 2,37,95,213.00	145 Days	₹ 5,36,738.00	-	₹ 5,36,738.00	23/59
15	BOI	06.11.2021	1502168	1 Year	₹ 2,24,19,475.00	6.00	06.11.2022	₹ 2,37,95,213.00	145 Days	₹ 5,36,738.00	-	₹ 5,36,738.00	23/59
16	Canara Bank	16.08.2021	71917	1 Year	₹ 2,10,17,281.00	5.50	16.08.2022	₹ 2,21,97,292.00	227 Days	₹ 7,26,275.00	-	₹ 7,26,275.00	03/31
17	Canara Bank	17.08.2021	71918	1 Year	₹ 2,10,17,281.00	5.50	17.08.2022	₹ 2,21,97,292.00	226 Days	₹ 7,23,021.00	-	₹ 7,23,021.00	03/31
18	Canara Bank	18.08.2021	71919	1 Year	₹ 2,10,17,281.00	5.50	18.08.2022	₹ 2,21,97,292.00	225 Days	₹ 7,19,768.00	-	₹ 7,19,768.00	03/31
19	Canara Bank	20.08.2021	71920	1 Year	₹ 2,10,17,281.00	5.50	20.08.2022	₹ 2,21,97,292.00	223 Days	₹ 7,13,262.00	-	₹ 7,13,262.00	03/31
20	Canara Bank	18.08.2021	71922	1 Year	₹ 2,10,17,281.00	5.50	18.08.2022	₹ 2,21,97,292.00	225 Days	₹ 7,19,768.00	-	₹ 7,19,768.00	03/31
21	Canara Bank	20.08.2021	71921	1 Year	₹ 15,82,655.00	5.40	20.08.2022	₹ 2,21,61,035.00	223 Days	₹ 53,710.00	-	₹ 53,710.00	03/31
22	Bank Of Baroda	16.09.2020	1.009E+09	24 Month 1 Day	₹ 1,99,00,000.00	5.40	17.09.2022	₹ 2,21,61,035.00	561 Days	₹ 17,10,121.00	₹ 5,81,519.00	₹ 11,28,602.00	04/31
23	Bank Of Baroda	16.09.2020	1.009E+09	24 Month 1 Day	₹ 1,99,00,000.00	5.40	17.09.2022	₹ 2,21,61,035.00	561 Days	₹ 17,10,121.00	₹ 5,81,519.00	₹ 11,28,602.00	04/31
24	Bank Of Baroda	16.09.2020	1.009E+09	24 Month 1 Day	₹ 1,99,00,000.00	5.40	17.09.2022	₹ 2,21,61,035.00	561 Days	₹ 17,10,121.00	₹ 5,81,519.00	₹ 11,28,602.00	04/31
25	Bank Of Baroda	16.09.2020	1.009E+09	24 Month 1 Day	₹ 1,99,00,000.00	5.40	17.09.2022	₹ 2,21,61,035.00	561 Days	₹ 17,10,121.00	₹ 5,81,519.00	₹ 11,28,602.00	04/31
26	Bank Of Baroda	16.09.2020	1.009E+09	24 Month 1 Day	₹ 1,99,00,000.00	5.40	17.09.2022	₹ 2,21,61,035.00	561 Days	₹ 17,10,121.00	₹ 5,81,519.00	₹ 11,28,602.00	04/31
27	Bank Of Baroda	16.09.2020	1.009E+09	24 Month 1 Day	₹ 1,99,00,000.00	5.40	17.09.2022	₹ 2,21,61,035.00	561 Days	₹ 17,10,121.00	₹ 5,81,519.00	₹ 11,28,602.00	04/31
28	Bank Of Baroda	16.09.2020	1.009E+09	24 Month 1 Day	₹ 1,99,00,000.00	5.40	17.09.2022	₹ 2,21,61,035.00	561 Days	₹ 17,10,121.00	₹ 5,81,519.00	₹ 11,28,602.00	04/31
29	Bank Of Baroda	16.09.2020	1.009E+09	24 Month 1 Day	₹ 1,99,00,000.00	5.40	17.09.2022	₹ 2,21,61,035.00	561 Days	₹ 17,10,121.00	₹ 5,81,519.00	₹ 11,28,602.00	04/31
30	Bank Of Baroda	16.09.2020	1.009E+09	24 Month 1 Day	₹ 1,99,00,000.00	5.40	17.09.2022	₹ 2,21,61,035.00	561 Days	₹ 17,10,121.00	₹ 5,81,519.00	₹ 11,28,602.00	04/31
31	Bank Of Baroda	16.09.2020	1.009E+09	24 Month 1 Day	₹ 1,99,00,000.00	5.40	17.09.2022	₹ 2,21,61,035.00	561 Days	₹ 17,10,121.00	₹ 5,81,519.00	₹ 11,28,602.00	04/31
32	Bank Of Baroda	16.09.2020	1.009E+09	24 Month 1 Day	₹ 1,99,00,000.00	5.40	17.09.2022	₹ 2,21,61,035.00	561 Days	₹ 17,10,121.00	₹ 5,81,519.00	₹ 11,28,602.00	04/31
33	Bank Of Baroda	16.09.2020	1.009E+09	24 Month 1 Day	₹ 1,99,00,000.00	5.40	17.09.2022	₹ 2,21,61,035.00	561 Days	₹ 17,10,121.00	₹ 5,81,519.00	₹ 11,28,602.00	04/31
34	Bank Of Baroda	16.09.2020	1.009E+09	24 Month 1 Day	₹ 1,99,00,000.00	5.40	17.09.2022	₹ 2,21,61,035.00	561 Days	₹ 17,10,121.00	₹ 5,81,519.00	₹ 11,28,602.00	04/31
35	Bank Of Baroda	16.09.2020	1.009E+09	24 Month 1 Day	₹ 25,00,000.00	5.40	17.09.2022	₹ 27,83,107.00	561 Days	₹ 2,14,839.00	₹ 5,81,519.00	₹ 3,66,680.00	04/31
36	Bank Of Baroda	10.09.2020	25937	24 Month 1 Day	₹ 1,99,00,000.00	5.40	13.09.2022	₹ 2,21,61,035.00	567 Days	₹ 17,29,183.00	₹ 5,99,587.00	₹ 11,29,596.00	04/31
37	Bank Of Baroda	10.09.2020	25939	24 Month 1 Day	₹ 1,99,00,000.00	5.40	13.09.2022	₹ 2,21,61,035.00	567 Days	₹ 17,29,183.00	₹ 5,99,587.00	₹ 11,29,596.00	04/31
38	Bank Of Baroda	10.09.2020	25941	24 Month 1 Day	₹ 1,99,00,000.00	5.40	13.09.2022	₹ 2,21,61,035.00	567 Days	₹ 17,29,183.00	₹ 5,99,587.00	₹ 11,29,596.00	04/31
39	Bank Of Baroda	10.09.2020	25944	24 Month 1 Day	₹ 1,99,00,000.00	5.40	13.09.2022	₹ 2,21,61,035.00	567 Days	₹ 17,29,183.00	₹ 5,99,587.00	₹ 11,29,596.00	04/31
40	Bank Of Baroda	10.09.2020	25947	24 Month 1 Day	₹ 1,99,00,000.00	5.40	13.09.2022	₹ 2,21,61,035.00	567 Days	₹ 17,29,183.00	₹ 5,99,587.00	₹ 11,29,596.00	04/31
41	Bank Of Baroda	10.09.2020	25949	24 Month 1 Day	₹ 1,99,00,000.00	5.40	13.09.2022	₹ 2,21,61,035.00	567 Days	₹ 17,29,183.00	₹ 5,99,587.00	₹ 11,29,596.00	04/31
42	Bank Of Baroda	10.09.2020	25951	24 Month 1 Day	₹ 1,99,00,000.00	5.40	13.09.2022	₹ 2,21,61,035.00	567 Days	₹ 17,29,183.00	₹ 5,99,587.00	₹ 11,29,596.00	04/31
43	Bank Of Baroda	10.09.2020	25952	24 Month 1 Day	₹ 1,99,00,000.00	5.40	13.09.2022	₹ 2,21,61,035.00	567 Days	₹ 17,29,183.00	₹ 5,99,587.00	₹ 11,29,596.00	04/31
44	Bank Of Baroda	10.09.2020	25954	24 Month 1 Day	₹ 1,99,00,000.00	5.40	13.09.2022	₹ 2,21,61,035.00	567 Days	₹ 17,29,183.00	₹ 5,99,587.00	₹ 11,29,596.00	04/31
45	Bank Of Baroda	10.09.2020	25957	24 Month 1 Day	₹ 1,99,00,000.00	5.40	13.09.2022	₹ 2,21,61,035.00	567 Days	₹ 17,29,183.00	₹ 5,99,587.00	₹ 11,29,596.00	04/31
46	Bank Of Baroda	10.09.2020	25959	24 Month 1 Day	₹ 1,99,00,000.00	5.40	13.09.2022	₹ 2,21,61,035.00	567 Days	₹ 17,29,183.00	₹ 5,99,587.00	₹ 11,29,596.00	04/31
47	Bank Of Baroda	10.09.2020	25962	24 Month 1 Day	₹ 1,99,00,000.00	5.40	13.09.2022	₹ 2,21,61,035.00	567 Days	₹ 17,29,183.00	₹ 5,99,587.00	₹ 11,29,596.00	04/31


DELHI URBAN SHELTER IMPROVEMENT BOARD  
दिल्ली शहरी आश्रय सुधार बोर्ड

Sl.No	Name of Bank	Date of Investment	FDR No.	Period of Investment	Amount of Investment	Rate of Interest PA(%)	Date of Maturity	Maturity Value	No. Of Days Upto 31.03.2022	Accrued Interest as on 31.03.2022 to be taken in B/Sheet	Opening Accrued As On 01.04.2021	Accrued Interest For The Year To Taken In Income	Remarks (Sl.No./ Page No.)
48	Union Bank	22.03.2021	30000130	25 Month	₹ 1,99,00,000.00	5.50	22.04.2023	₹ 2,23,00,982.00	374 Days	₹ 11,45,609.00	₹ 26,987.00	₹ 11,18,622.00	05/31
49	Union Bank	22.03.2021	30000124	25 Month	₹ 1,99,00,000.00	5.50	22.04.2023	₹ 2,23,00,982.00	374 Days	₹ 11,45,609.00	₹ 26,987.00	₹ 11,18,622.00	05/31
50	Union Bank	22.03.2021	30000122	25 Month	₹ 1,99,00,000.00	5.50	22.04.2023	₹ 2,23,00,982.00	374 Days	₹ 11,45,609.00	₹ 26,987.00	₹ 11,18,622.00	05/31
51	Union Bank	22.03.2021	30000115	25 Month	₹ 1,99,00,000.00	5.50	22.04.2023	₹ 2,23,00,982.00	374 Days	₹ 11,45,609.00	₹ 26,987.00	₹ 11,18,622.00	05/31
52	Union Bank	22.03.2021	30000108	25 Month	₹ 1,99,00,000.00	5.50	22.04.2023	₹ 2,23,00,982.00	374 Days	₹ 11,45,609.00	₹ 26,987.00	₹ 11,18,622.00	05/31
53	Union Bank	22.03.2021	30000105	25 Month	₹ 1,99,00,000.00	5.50	22.04.2023	₹ 2,23,00,982.00	374 Days	₹ 11,45,609.00	₹ 26,987.00	₹ 11,18,622.00	05/31
54	Union Bank	22.03.2021	30000098	25 Month	₹ 1,99,00,000.00	5.50	22.04.2023	₹ 2,23,00,982.00	374 Days	₹ 11,45,609.00	₹ 26,987.00	₹ 11,18,622.00	05/31
55	Union Bank	22.03.2021	30000097	25 Month	₹ 1,99,00,000.00	5.50	22.04.2023	₹ 2,23,00,982.00	374 Days	₹ 11,45,609.00	₹ 26,987.00	₹ 11,18,622.00	05/31
56	Union Bank	22.03.2021	30000095	25 Month	₹ 1,99,00,000.00	5.50	22.04.2023	₹ 2,23,00,982.00	374 Days	₹ 11,45,609.00	₹ 26,987.00	₹ 11,18,622.00	05/31
57	Union Bank	22.03.2021	30000091	25 Month	₹ 1,99,00,000.00	5.50	22.04.2023	₹ 2,23,00,982.00	374 Days	₹ 11,45,609.00	₹ 26,987.00	₹ 11,18,622.00	05/31
58	Union Bank	22.03.2021	30000082	25 Month	₹ 1,99,00,000.00	5.50	22.04.2023	₹ 2,23,00,982.00	374 Days	₹ 11,45,609.00	₹ 26,987.00	₹ 11,18,622.00	05/31
59	Union Bank	22.03.2021	30000080	25 Month	₹ 1,99,00,000.00	5.50	22.04.2023	₹ 2,23,00,982.00	374 Days	₹ 11,45,609.00	₹ 26,987.00	₹ 11,18,622.00	05/31
60	Union Bank	22.03.2021	30000073	25 Month	₹ 1,99,00,000.00	5.50	22.04.2023	₹ 2,23,00,982.00	374 Days	₹ 11,45,609.00	₹ 26,987.00	₹ 11,18,622.00	05/31
61	Union Bank	22.03.2021	30000138	25 Month	₹ 1,13,00,000.00	5.50	22.04.2023	₹ 1,26,63,372.00	374 Days	₹ 6,50,522.00	₹ 26,987.00	₹ 6,23,535.00	05/31
	TOTAL				₹ 1,21,29,61,185.00			₹ 1,34,94,97,067.00		₹ 7,04,46,921.00	₹ 1,57,14,128.00	₹ 5,47,32,793.00	

NOTE: ACCRUED INTEREST FORMULA :

(i)  $A = P[1 + (r/4)t] - P$  (FOR PERIOD MORE THAN 90 DAYS)

(ii)  $A = P(1 + r)$  (FOR PERIOD LESS THAN 90 DAYS)



DELHI URBAN SHELTER IMPROVEMENT BOARD  
दिल्ली शहरी आश्रय सुधार बोर्ड

Opening Investment as on 01.04.2021 (JNNURM SIF)										
Sl.No	Name of Bank	Date of Investment	FDR No.	Period of Investment	Amount of Investment	Rate of Interest PA(%)	Date of Maturity	Maturity Value	Accrued Interest as on 01.04.2021	Remarks (Sl.No./ Page No.)
1	Bank of Baroda	21.11.2020	54938	24 Month 15 Days	₹ 1,99,00,000.00	5.40	03.12.2022	₹ 2,21,61,035.00	₹ 3,82,734.00	04/51
2	Bank of Baroda	21.11.2020	54940	24 Month 15 Days	₹ 1,99,00,000.00	5.40	03.12.2022	₹ 2,21,61,035.00	₹ 3,82,734.00	04/51
3	Bank of Baroda	21.11.2020	54942	24 Month 15 Days	₹ 1,99,00,000.00	5.40	03.12.2022	₹ 2,21,61,035.00	₹ 3,82,734.00	04/51
4	Bank of Baroda	21.11.2020	54944	24 Month 15 Days	₹ 1,99,00,000.00	5.40	03.12.2022	₹ 2,21,61,035.00	₹ 3,82,734.00	04/51
5	Bank of Baroda	21.11.2020	54945	24 Month 15 Days	₹ 1,99,00,000.00	5.40	03.12.2022	₹ 2,21,61,035.00	₹ 3,82,734.00	04/51
6	Bank of Baroda	21.11.2020	54946	24 Month 15 Days	₹ 1,99,00,000.00	5.40	03.12.2022	₹ 2,21,61,035.00	₹ 3,82,734.00	04/51
7	Bank of Baroda	21.11.2020	54947	24 Month 15 Days	₹ 1,99,00,000.00	5.40	03.12.2022	₹ 2,21,61,035.00	₹ 3,82,734.00	04/51
8	Bank of Baroda	21.11.2020	54948	24 Month 15 Days	₹ 1,99,00,000.00	5.40	03.12.2022	₹ 2,21,61,035.00	₹ 3,82,734.00	04/51
9	Bank of Baroda	21.11.2020	54939	24 Month 15 Days	₹ 1,08,00,000.00	5.40	03.12.2022	₹ 1,20,31,033.00	₹ 3,82,734.00	04/51
10	Bank of Baroda	05.03.2021	54999	25 Month	₹ 1,99,00,000.00	5.50	05.04.2023	₹ 2,22,99,030.00	₹ 77,964.00	04/51
11	Bank of Baroda	05.03.2021	55000	25 Month	₹ 1,99,00,000.00	5.50	05.04.2023	₹ 2,22,99,030.00	₹ 77,964.00	04/51
12	Bank of Baroda	05.03.2021	55001	25 Month	₹ 1,99,00,000.00	5.50	05.04.2023	₹ 2,22,99,030.00	₹ 77,964.00	04/51
13	Bank of Baroda	05.03.2021	55002	25 Month	₹ 1,99,00,000.00	5.50	05.04.2023	₹ 2,22,99,030.00	₹ 77,964.00	04/51
14	Bank of Baroda	05.03.2021	55004	25 Month	₹ 1,99,00,000.00	5.50	05.04.2023	₹ 2,22,99,030.00	₹ 77,964.00	04/51
15	Bank of Baroda	05.03.2021	55005	25 Month	₹ 1,99,00,000.00	5.50	05.04.2023	₹ 2,22,99,030.00	₹ 77,964.00	04/51
16	Bank of Baroda	05.03.2021	55006	25 Month	₹ 1,99,00,000.00	5.50	05.04.2023	₹ 2,22,99,030.00	₹ 77,964.00	04/51
17	Bank of Baroda	05.03.2021	55007	25 Month	₹ 1,99,00,000.00	5.50	05.04.2023	₹ 2,22,99,030.00	₹ 77,964.00	04/51
18	Bank of Baroda	05.03.2021	55008	25 Month	₹ 1,99,00,000.00	5.50	05.04.2023	₹ 2,22,99,030.00	₹ 77,964.00	04/51
19	Bank of Baroda	05.03.2021	55009	25 Month	₹ 9,00,000.00	5.50	05.04.2023	₹ 10,08,498.00	₹ 77,964.00	04/51
	<b>TOTAL</b>				<b>₹ 35,00,00,000.00</b>			<b>₹ 39,10,19,081.00</b>	<b>₹ 42,24,246.00</b>	



DELHI URBAN SHELTER IMPROVEMENT BOARD  
दिल्ली शहरी आश्रय सुधार बोर्ड

Addition Investment during the Financial Year 2021-22 (JNNURM SIF)

Sl.No	Name of Bank	Date of Investment	FDR No.	Period of Investment	Amount of Investment	Rate of Interest PA(%)	Date of Maturity	Maturity Value	Remarks (Sl.No./ Page No.)
NIL									




DELHI URBAN SHELTER IMPROVEMENT BOARD

दिल्ली शहरी आश्रय सुधार बोर्ड

Matured from Opening During Financial Year 2021-22 (JNNURM SIF)												
Sl.No	Name of Bank	Date of Investment	FDR No.	Period of Investment	Amount of Investment	Rate of Interest PA(%)	Date of Maturity	Maturity Value	Total Interest Received	Opening Accrued As On 01.04.2021 To Be Reverse	Interest in 2021-22(Total Interest Less opening accrued)	Cash Book (Page No.)
NIL												

Matured from Addition Investment During Financial Year 2021-22 (JNNURM SIF)												
Sl.No	Name of Bank	Date of Investment	FDR No.	Period of Investment	Amount of Investment	Rate of Interest PA(%)	Date of Maturity	Maturity Value	Total Interest Received	Opening Accrued As On 01.04.2021 To Be Reverse	Interest in 2021-22	Cash Book (Sl./Page No.)
NIL												



DELHI URBAN SHELTER IMPROVEMENT BOARD  
दिल्ली शहरी आश्रय सुधार बोर्ड

Closing Investment during Financial Year 2021-22 (JNNURM SIF)													
Sl.No	Name of Bank	Date of Investment	FDR No.	Period of Investment	Amount of Investment	Rate of Interest P.A.(%)	Date of Maturity	Maturity Value	No. Of Days Upto 31.03.2022	Accrued Interest as on 31.03.2022 to be taken in B/Sheet	Opening Accrued As On 01.04.2021	Accrued Interest For The Year To Taken In Income	Remarks (Sl.No./ Page No.)
1	Bank of Baroda	21.11.2020	54938	24 Month 15 Days	₹ 1,99,00,000.00	5.40	03.12.2022	₹ 2,21,61,035.00	495 Days	₹ 15,01,536.00	₹ 3,82,734.00	₹ 11,18,802.00	04/51
2	Bank of Baroda	21.11.2020	54940	24 Month 15 Days	₹ 1,99,00,000.00	5.40	03.12.2022	₹ 2,21,61,035.00	495 Days	₹ 15,01,536.00	₹ 3,82,734.00	₹ 11,18,802.00	04/51
3	Bank of Baroda	21.11.2020	54942	24 Month 15 Days	₹ 1,99,00,000.00	5.40	03.12.2022	₹ 2,21,61,035.00	495 Days	₹ 15,01,536.00	₹ 3,82,734.00	₹ 11,18,802.00	04/51
4	Bank of Baroda	21.11.2020	54944	24 Month 15 Days	₹ 1,99,00,000.00	5.40	03.12.2022	₹ 2,21,61,035.00	495 Days	₹ 15,01,536.00	₹ 3,82,734.00	₹ 11,18,802.00	04/51
5	Bank of Baroda	21.11.2020	54945	24 Month 15 Days	₹ 1,99,00,000.00	5.40	03.12.2022	₹ 2,21,61,035.00	495 Days	₹ 15,01,536.00	₹ 3,82,734.00	₹ 11,18,802.00	04/51
6	Bank of Baroda	21.11.2020	54946	24 Month 15 Days	₹ 1,99,00,000.00	5.40	03.12.2022	₹ 2,21,61,035.00	495 Days	₹ 15,01,536.00	₹ 3,82,734.00	₹ 11,18,802.00	04/51
7	Bank of Baroda	21.11.2020	54947	24 Month 15 Days	₹ 1,99,00,000.00	5.40	03.12.2022	₹ 2,21,61,035.00	495 Days	₹ 15,01,536.00	₹ 3,82,734.00	₹ 11,18,802.00	04/51
8	Bank of Baroda	21.11.2020	54948	24 Month 15 Days	₹ 1,99,00,000.00	5.40	03.12.2022	₹ 2,21,61,035.00	495 Days	₹ 15,01,536.00	₹ 3,82,734.00	₹ 11,18,802.00	04/51
9	Bank of Baroda	21.11.2020	54939	24 Month 15 Days	₹ 1,08,00,000.00	5.40	03.12.2022	₹ 1,20,31,033.00	495 Days	₹ 8,14,904.00	₹ 3,82,734.00	₹ 4,32,170.00	04/51
10	Bank of Baroda	05.03.2021	55000	25 Month	₹ 1,99,00,000.00	5.50	05.04.2023	₹ 2,22,99,030.00	391 Days	₹ 11,99,221.00	₹ 77,964.00	₹ 11,21,257.00	04/51
11	Bank of Baroda	05.03.2021	55001	25 Month	₹ 1,99,00,000.00	5.50	05.04.2023	₹ 2,22,99,030.00	391 Days	₹ 11,99,221.00	₹ 77,964.00	₹ 11,21,257.00	04/51
12	Bank of Baroda	05.03.2021	55002	25 Month	₹ 1,99,00,000.00	5.50	05.04.2023	₹ 2,22,99,030.00	391 Days	₹ 11,99,221.00	₹ 77,964.00	₹ 11,21,257.00	04/51
13	Bank of Baroda	05.03.2021	55004	25 Month	₹ 1,99,00,000.00	5.50	05.04.2023	₹ 2,22,99,030.00	391 Days	₹ 11,99,221.00	₹ 77,964.00	₹ 11,21,257.00	04/51
14	Bank of Baroda	05.03.2021	55005	25 Month	₹ 1,99,00,000.00	5.50	05.04.2023	₹ 2,22,99,030.00	391 Days	₹ 11,99,221.00	₹ 77,964.00	₹ 11,21,257.00	04/51
15	Bank of Baroda	05.03.2021	55006	25 Month	₹ 1,99,00,000.00	5.50	05.04.2023	₹ 2,22,99,030.00	391 Days	₹ 11,99,221.00	₹ 77,964.00	₹ 11,21,257.00	04/51
16	Bank of Baroda	05.03.2021	55007	25 Month	₹ 1,99,00,000.00	5.50	05.04.2023	₹ 2,22,99,030.00	391 Days	₹ 11,99,221.00	₹ 77,964.00	₹ 11,21,257.00	04/51
17	Bank of Baroda	05.03.2021	55008	25 Month	₹ 1,99,00,000.00	5.50	05.04.2023	₹ 2,22,99,030.00	391 Days	₹ 11,99,221.00	₹ 77,964.00	₹ 11,21,257.00	04/51
18	Bank of Baroda	05.03.2021	55009	25 Month	₹ 9,00,000.00	5.50	05.04.2023	₹ 10,08,498.00	391 Days	₹ 54,236.00	₹ 77,964.00	₹ 11,21,257.00	04/51
19	Bank of Baroda	05.03.2021	55009	25 Month	₹ 35,00,00,000.00	5.50	05.04.2023	₹ 39,10,19,081.00	391 Days	₹ 2,36,74,417.00	₹ 42,24,246.00	₹ 1,94,50,171.00	04/51
	TOTAL												

NOTE: ACCRUED INTEREST FORMULA :

(i)  $A = P[1 + (r/4)^n] - P$  (FOR PERIOD MORE THAN 90 DAYS)

(ii)  $A = P(1 + rt)$  (FOR PERIOD LESS THAN 90 DAYS)

DELHI URBAN SHELTER IMPROVEMENT BOARD  
दिल्ली शहरी आश्रय सुधार बोर्ड

Opening Investment as on 01.04.2021 (LOA)

Sl.No	Name of Bank	Date of Investment	FDR No.	Period of Investment	Amount of Investment	Rate of Interest PA(%)	Date of Maturity	Maturity Value	Accrued Interest as on 01.04.2021	Remarks (Sl.No./ Page No.)
1	Allahabad Bank	06.06.2017	815695	1430 Days	₹ 95,00,000.00	6.75	06.05.2021	₹ 1,23,48,533.00	₹ 27,67,277	01/52
2	Allahabad Bank	06.06.2017	815696	1430 Days	₹ 95,00,000.00	6.75	06.05.2021	₹ 1,23,48,533.00	₹ 27,67,277	01/52
3	Allahabad Bank	06.06.2017	815697	1430 Days	₹ 99,00,000.00	6.75	06.05.2021	₹ 1,28,68,471.00	₹ 28,83,794	01/52
4	Allahabad Bank	06.06.2017	815698	1430 Days	₹ 99,00,000.00	6.75	06.05.2021	₹ 1,28,68,471.00	₹ 28,83,794	01/52
5	Allahabad Bank	06.06.2017	815701	1430 Days	₹ 99,00,000.00	6.75	06.05.2021	₹ 1,28,68,471.00	₹ 28,83,794	01/52
6	Allahabad Bank	06.06.2017	815702	1430 Days	₹ 99,00,000.00	6.75	06.05.2021	₹ 1,28,68,471.00	₹ 28,83,794	01/52
7	Allahabad Bank	06.06.2017	815705	1430 Days	₹ 99,00,000.00	6.75	06.05.2021	₹ 1,28,68,471.00	₹ 28,83,794	01/52
8	Allahabad Bank	06.06.2017	815706	1430 Days	₹ 99,00,000.00	6.75	06.05.2021	₹ 1,28,68,471.00	₹ 28,83,794	01/52
9	Allahabad Bank	06.06.2017	815707	1430 Days	₹ 56,00,000.00	6.75	06.05.2021	₹ 72,79,136.00	₹ 16,31,237	01/52
10	Allahabad Bank	03.01.2020	187705	1 Year & 11 month	₹ 1,99,00,000.00	6.50	02.12.2021	₹ 2,25,17,700.00	₹ 16,57,904	21/73
11	Allahabad Bank	04.01.2020	381554	1 Year & 11 month	₹ 1,99,00,000.00	6.50	03.12.2021	₹ 2,25,17,700.00	₹ 16,54,096	21/73
12	Allahabad Bank	06.01.2020	460298	1 Year & 11 month	₹ 1,99,00,000.00	6.50	04.12.2021	₹ 2,25,17,700.00	₹ 16,46,482	21/73
13	Allahabad Bank	07.01.2020	604094	1 Year & 11 month	₹ 1,99,00,000.00	6.50	06.12.2021	₹ 2,25,17,700.00	₹ 16,42,676	21/73
14	Allahabad Bank	08.01.2020	746391	1 Year & 11 month	₹ 1,99,00,000.00	6.50	07.12.2021	₹ 2,25,17,700.00	₹ 16,38,871	21/73
15	Allahabad Bank	09.01.2020	835088	1 Year & 11 month	₹ 1,99,00,000.00	6.50	08.12.2021	₹ 2,25,17,700.00	₹ 16,35,066	21/73
16	Allahabad Bank	10.01.2020	908637	1 Year & 11 month	₹ 1,99,00,000.00	6.50	09.12.2021	₹ 2,25,17,700.00	₹ 16,31,262	21/73
17	Allahabad Bank	13.01.2020	64531	1 Year & 11 month	₹ 1,99,00,000.00	6.50	10.12.2021	₹ 2,25,17,700.00	₹ 16,19,855	22/74
18	Allahabad Bank	14.01.2020	240258	1 Year & 11 month	₹ 1,99,00,000.00	6.50	13.12.2021	₹ 2,25,17,700.00	₹ 16,16,054	22/74
19	Allahabad Bank	15.01.2020	403871	1 Year & 11 month	₹ 1,99,00,000.00	6.50	14.12.2021	₹ 2,25,17,700.00	₹ 16,12,253	22/74
20	Allahabad Bank	16.01.2020	576720	1 Year & 11 month	₹ 1,99,00,000.00	6.50	15.12.2021	₹ 2,25,17,700.00	₹ 16,08,454	22/74
21	Allahabad Bank	17.01.2020	603337	1 Year & 11 month	₹ 1,99,00,000.00	6.50	16.12.2021	₹ 2,25,17,700.00	₹ 16,04,654	22/74
22	Allahabad Bank	18.01.2020	759272	1 Year & 11 month	₹ 1,99,00,000.00	6.50	17.12.2021	₹ 2,25,17,700.00	₹ 16,00,856	22/74
23	Allahabad Bank	19.01.2020	925128	1 Year & 11 month	₹ 1,13,00,000.00	6.50	18.12.2021	₹ 1,27,86,432.00	₹ 9,06,872	22/74
24	Andhra Bank	30.07.2020	177304	12 Month	₹ 1,99,00,000.00	5.40	30.07.2021	₹ 2,09,96,557.00	₹ 7,26,504	09/72
25	Andhra Bank	29.08.2020	177305	12 Month	₹ 1,99,00,000.00	5.40	29.08.2021	₹ 2,09,96,557.00	₹ 6,35,769	09/72
26	Andhra Bank	29.08.2020	177306	12 Month	₹ 1,99,00,000.00	5.40	29.08.2021	₹ 2,09,96,557.00	₹ 6,35,769	09/72
27	Andhra Bank	29.08.2020	177307	12 Month	₹ 1,99,00,000.00	5.40	29.08.2021	₹ 2,09,96,557.00	₹ 6,35,769	09/72
28	Andhra Bank	29.08.2020	177308	12 Month	₹ 1,99,00,000.00	5.40	29.08.2021	₹ 2,09,96,557.00	₹ 6,35,769	09/72
29	Andhra Bank	29.08.2020	177309	12 Month	₹ 1,99,00,000.00	5.40	29.08.2021	₹ 2,09,96,557.00	₹ 6,35,769	09/72
30	Andhra Bank	29.08.2020	177310	12 Month	₹ 1,99,00,000.00	5.40	29.08.2021	₹ 2,09,96,557.00	₹ 6,35,769	09/72
31	Andhra Bank	29.08.2020	177311	12 Month	₹ 1,99,00,000.00	5.40	29.08.2021	₹ 2,09,96,557.00	₹ 6,35,769	09/72
32	Andhra Bank	29.08.2020	177312	12 Month	₹ 1,99,00,000.00	5.40	29.08.2021	₹ 2,09,96,557.00	₹ 6,35,769	09/72

DELHI URBAN SHELTER IMPROVEMENT BOARD  
दिल्ली शहरी आश्रय सुधार बोर्ड

Opening Investment as on 01.04.2021 (LOA)

Sl.No	Name of Bank	Date of Investment	FDR No.	Period of Investment	Amount of Investment	Rate of Interest PA(%)	Date of Maturity	Maturity Value	Accrued Interest as on 01.04.2021	Remarks (Sl.No./ Page No.)
33	Andhra Bank	29.08.2020	177313	12 Month	₹ 1,99,00,000.00	5.40	29.08.2021	₹ 2,09,96,557.00	₹ 6,35,769	09/72
34	Andhra Bank	29.08.2020	177314	12 Month	₹ 1,99,00,000.00	5.40	29.08.2021	₹ 2,09,96,557.00	₹ 6,35,769	09/72
35	Andhra Bank	29.08.2020	177315	12 Month	₹ 1,99,00,000.00	5.40	29.08.2021	₹ 2,09,96,557.00	₹ 6,35,769	09/72
36	Andhra Bank	29.08.2020	177316	12 Month	₹ 1,99,00,000.00	5.40	29.08.2021	₹ 2,09,96,557.00	₹ 6,35,769	09/72
37	Andhra Bank	29.08.2020	177317	12 Month	₹ 1,99,00,000.00	5.40	29.08.2021	₹ 2,09,96,557.00	₹ 6,35,769	09/72
38	Andhra Bank	29.08.2020	177318	12 Month	₹ 1,99,00,000.00	5.40	29.08.2021	₹ 2,09,96,557.00	₹ 6,35,769	09/72
39	Andhra Bank	29.08.2020	177319	12 Month	₹ 66,00,000.00	5.40	29.08.2021	₹ 69,63,682.00	₹ 2,10,858	09/72
40	Bank Of Baroda	16.10.2020	204444	24 Month 15 Days	₹ 1,99,00,000.00	5.40	31.10.2022	₹ 2,21,68,292.00	₹ 4,91,422	11/73
41	Bank Of Baroda	16.10.2020	204446	24 Month 15 Days	₹ 1,99,00,000.00	5.40	31.10.2022	₹ 2,21,68,292.00	₹ 4,91,422	11/73
42	Bank Of Baroda	16.10.2020	204448	24 Month 15 Days	₹ 1,99,00,000.00	5.40	31.10.2022	₹ 2,21,68,292.00	₹ 4,91,422	11/73
43	Bank Of Baroda	16.10.2020	204451	24 Month 15 Days	₹ 1,99,00,000.00	5.40	31.10.2022	₹ 2,21,68,292.00	₹ 4,91,422	11/73
44	Bank Of Baroda	16.10.2020	204459	24 Month 15 Days	₹ 1,99,00,000.00	5.40	31.10.2022	₹ 2,21,68,292.00	₹ 4,91,422	11/73
45	Bank Of Baroda	16.10.2020	204463	24 Month 15 Days	₹ 1,99,00,000.00	5.40	31.10.2022	₹ 2,21,68,292.00	₹ 4,91,422	11/73
46	Bank Of Baroda	16.10.2020	204469	24 Month 15 Days	₹ 1,99,00,000.00	5.40	31.10.2022	₹ 2,21,68,292.00	₹ 4,91,422	11/73
47	Bank Of Baroda	16.10.2020	204472	24 Month 15 Days	₹ 1,99,00,000.00	5.40	31.10.2022	₹ 2,21,68,292.00	₹ 4,91,422	11/73
48	Bank Of Baroda	16.10.2020	204476	24 Month 15 Days	₹ 1,99,00,000.00	5.40	31.10.2022	₹ 2,21,68,292.00	₹ 4,91,422	11/73
49	Bank Of Baroda	16.10.2020	204482	24 Month 15 Days	₹ 1,99,00,000.00	5.40	31.10.2022	₹ 2,21,68,292.00	₹ 4,91,422	11/73
50	Bank Of Baroda	16.10.2020	204487	24 Month 15 Days	₹ 1,99,00,000.00	5.40	31.10.2022	₹ 2,21,68,292.00	₹ 4,91,422	11/73
51	Bank Of Baroda	16.10.2020	204491	24 Month 15 Days	₹ 1,99,00,000.00	5.40	31.10.2022	₹ 2,21,68,292.00	₹ 4,91,422	11/73
52	Bank Of Baroda	16.10.2020	204498	24 Month 15 Days	₹ 1,99,00,000.00	5.40	31.10.2022	₹ 2,21,68,292.00	₹ 4,91,422	11/73
53	Bank Of Baroda	16.10.2020	204502	24 Month 15 Days	₹ 1,99,00,000.00	5.40	31.10.2022	₹ 2,21,68,292.00	₹ 4,91,422	11/73
54	Bank Of Baroda	16.10.2020	204508	24 Month 15 Days	₹ 1,99,00,000.00	5.40	31.10.2022	₹ 2,21,68,292.00	₹ 4,91,422	11/73
55	Bank Of Baroda	16.10.2020	204512	24 Month 15 Days	₹ 1,99,00,000.00	5.40	31.10.2022	₹ 2,21,68,292.00	₹ 4,91,422	11/73
56	Bank Of Baroda	16.10.2020	204517	24 Month 15 Days	₹ 1,99,00,000.00	5.40	31.10.2022	₹ 2,21,68,292.00	₹ 4,91,422	11/73
57	Bank Of Baroda	16.10.2020	204520	24 Month 15 Days	₹ 1,99,00,000.00	5.40	31.10.2022	₹ 2,21,68,292.00	₹ 4,91,422	11/73
58	Bank Of Baroda	16.10.2020	204250	24 Month 15 Days	₹ 1,99,00,000.00	5.40	31.10.2022	₹ 2,21,68,292.00	₹ 4,91,422	11/73
59	Bank Of Baroda	16.10.2020	204525	24 Month 15 Days	₹ 1,99,00,000.00	5.40	31.10.2022	₹ 2,21,68,292.00	₹ 4,91,422	11/73
60	Bank Of Baroda	16.10.2020	204531	24 Month 15 Days	₹ 1,99,00,000.00	5.40	31.10.2022	₹ 2,21,68,292.00	₹ 4,91,422	11/73
61	Bank Of Baroda	16.10.2020	204534	24 Month 15 Days	₹ 1,99,00,000.00	5.40	31.10.2022	₹ 2,21,68,292.00	₹ 4,91,422	11/73
62	Bank Of Baroda	16.10.2020	204540	24 Month 15 Days	₹ 1,99,00,000.00	5.40	31.10.2022	₹ 2,21,68,292.00	₹ 4,91,422	11/73
63	Bank Of Baroda	16.10.2020	204543	24 Month 15 Days	₹ 1,99,00,000.00	5.40	31.10.2022	₹ 2,21,68,292.00	₹ 4,91,422	11/73
64	Bank Of Baroda	16.10.2020	204547	24 Month 15 Days	₹ 1,99,00,000.00	5.40	31.10.2022	₹ 2,21,68,292.00	₹ 4,91,422	11/73



DELHI URBAN SHELTER IMPROVEMENT BOARD  
दिल्ली शहरी आश्रय सुधार बोर्ड

Opening Investment as on 01.04.2021 (LOA)

Sl.No	Name of Bank	Date of Investment	FDR No.	Period of Investement	Amount of Investment	Rate of Interest PA(%)	Date of Maturity	Maturity Value	Accrued Interest as on 01.04.2021	Remarks (Sl.No./ Page No.)
65	Bank Of Baroda	16.10.2020	204550	24 Month 15 Days	₹ 1,99,00,000.00	5.40	31.10.2022	₹ 2,21,68,292.00	₹ 4,91,422	11/73
66	Bank Of Baroda	29.10.2020	204763	24 Month 15 Days	₹ 1,99,00,000.00	5.40	13.11.2022	₹ 2,21,68,292.00	₹ 4,52,503	11/73
67	Bank Of Baroda	29.10.2020	204765	24 Month 15 Days	₹ 1,99,00,000.00	5.40	13.11.2022	₹ 2,21,68,292.00	₹ 4,52,503	11/73
68	Bank Of Baroda	29.10.2020	204767	24 Month 15 Days	₹ 1,99,00,000.00	5.40	13.11.2022	₹ 2,21,68,292.00	₹ 4,52,503	11/73
69	Bank Of Baroda	29.10.2020	204770	24 Month 15 Days	₹ 1,99,00,000.00	5.40	13.11.2022	₹ 2,21,68,292.00	₹ 4,52,503	11/73
70	Bank Of Baroda	29.10.2020	204775	24 Month 15 Days	₹ 1,99,00,000.00	5.40	13.11.2022	₹ 2,21,68,292.00	₹ 4,52,503	11/73
71	Bank Of Baroda	29.10.2020	204777	24 Month 15 Days	₹ 1,99,00,000.00	5.40	13.11.2022	₹ 2,21,68,292.00	₹ 4,52,503	11/73
72	Bank Of Baroda	29.10.2020	204780	24 Month 15 Days	₹ 1,99,00,000.00	5.40	13.11.2022	₹ 2,21,68,292.00	₹ 4,52,503	11/73
73	Bank Of Baroda	02.11.2020	204783	24 Month 15 Days	₹ 1,99,00,000.00	5.40	17.11.2022	₹ 2,21,68,292.00	₹ 4,40,543	11/73
74	Bank Of Baroda	02.11.2020	204785	24 Month 15 Days	₹ 1,99,00,000.00	5.40	17.11.2022	₹ 2,21,68,292.00	₹ 4,40,543	11/73
75	Bank Of Baroda	02.11.2020	204788	24 Month 15 Days	₹ 1,99,00,000.00	5.40	17.11.2022	₹ 2,21,68,292.00	₹ 4,40,543	11/73
76	Bank Of Baroda	02.11.2020	204791	24 Month 15 Days	₹ 1,99,00,000.00	5.40	17.11.2022	₹ 2,21,68,292.00	₹ 4,40,543	11/73
77	Bank Of Baroda	02.11.2020	204793	24 Month 15 Days	₹ 1,99,00,000.00	5.40	17.11.2022	₹ 2,21,68,292.00	₹ 4,40,543	11/73
78	Bank Of Baroda	02.11.2020	204794	24 Month 15 Days	₹ 1,99,00,000.00	5.40	17.11.2022	₹ 2,21,68,292.00	₹ 4,40,543	11/73
79	Bank Of Baroda	02.11.2020	204797	24 Month 15 Days	₹ 1,99,00,000.00	5.40	17.11.2022	₹ 2,21,68,292.00	₹ 4,40,543	11/73
80	Bank Of Baroda	03.11.2020	204799	24 Month 15 Days	₹ 1,99,00,000.00	5.40	18.11.2022	₹ 2,21,68,292.00	₹ 4,37,554	11/73
81	Bank Of Baroda	03.11.2020	204801	24 Month 15 Days	₹ 1,99,00,000.00	5.40	18.11.2022	₹ 2,21,68,292.00	₹ 4,37,554	11/73
82	Bank Of Baroda	03.11.2020	204803	24 Month 15 Days	₹ 1,99,00,000.00	5.40	18.11.2022	₹ 2,21,68,292.00	₹ 4,37,554	11/73
83	Bank Of Baroda	03.11.2020	204806	24 Month 15 Days	₹ 1,99,00,000.00	5.40	18.11.2022	₹ 2,21,68,292.00	₹ 4,37,554	11/73
84	Bank Of Baroda	03.11.2020	204807	24 Month 15 Days	₹ 1,99,00,000.00	5.40	18.11.2022	₹ 2,21,68,292.00	₹ 4,37,554	11/73
85	Bank Of Baroda	03.11.2020	204808	24 Month 15 Days	₹ 1,99,00,000.00	5.40	18.11.2022	₹ 2,21,68,292.00	₹ 4,37,554	11/73
86	Bank Of Baroda	03.11.2020	204810	24 Month 15 Days	₹ 1,99,00,000.00	5.40	18.11.2022	₹ 2,21,68,292.00	₹ 4,37,554	11/73
87	Bank Of Baroda	03.11.2020	204899	24 Month 15 Days	₹ 1,99,00,000.00	5.40	18.11.2022	₹ 2,21,68,292.00	₹ 4,37,554	11/73
88	Bank Of Baroda	03.11.2020	204911	24 Month 15 Days	₹ 1,99,00,000.00	5.40	18.11.2022	₹ 2,21,68,292.00	₹ 4,37,554	11/73
89	Bank Of Baroda	03.11.2020	204919	24 Month 15 Days	₹ 49,00,000.00	5.40	18.11.2022	₹ 54,43,488.00	₹ 1,07,739	11/73
90	Bank Of Baroda	09.03.2021	2055015	25 Month	₹ 1,99,00,000.00	5.50	09.03.2023	₹ 2,22,99,030.00	₹ 65,970	11/73
91	Bank Of Baroda	09.03.2021	2055016	25 Month	₹ 1,99,00,000.00	5.50	09.03.2023	₹ 2,22,99,030.00	₹ 65,970	11/73
92	Bank Of Baroda	09.03.2021	2055017	25 Month	₹ 1,99,00,000.00	5.50	09.03.2023	₹ 2,22,99,030.00	₹ 65,970	11/73
93	Bank Of Baroda	09.03.2021	2055018	25 Month	₹ 1,99,00,000.00	5.50	09.03.2023	₹ 2,22,99,030.00	₹ 65,970	11/73
94	Bank Of Baroda	09.03.2021	2055019	25 Month	₹ 1,99,00,000.00	5.50	09.03.2023	₹ 2,22,99,030.00	₹ 65,970	11/73
95	Bank Of Baroda	09.03.2021	2055020	25 Month	₹ 1,05,00,000.00	5.50	09.03.2023	₹ 1,17,65,820.00	₹ 34,808	11/73
	<b>TOTAL</b>				<b>₹ 1,74,91,00,000.00</b>			<b>₹ 1,95,15,66,363.00</b>	<b>₹ 7,98,20,715</b>	

DELHI URBAN SHELTER IMPROVEMENT BOARD  
दिल्ली शहरी आश्रय सुधार बोर्ड


Addition Investment during the Financial Year 2021-22 (LOA)

Sl.No	Name of Bank	Date of Investment	FDR No.	Period of Investment	Amount of Investment	Rate of Interest PA(%)	Date of Maturity	Maturity Value	Cash Book (SI./Page No.)
1	Allahabad Bank	06.05.2021	815695	1 Year	₹ 1,23,48,533.00	6.75	06.05.2022	₹ 1,32,03,395.00	Re-invest
2	Allahabad Bank	06.05.2021	815696	1 Year	₹ 1,23,48,533.00	6.75	06.05.2022	₹ 1,32,03,395.00	Re-invest
3	Allahabad Bank	06.05.2021	815697	1 Year	₹ 1,28,68,471.00	6.75	06.05.2022	₹ 1,37,59,328.00	Re-invest
4	Allahabad Bank	06.05.2021	815698	1 Year	₹ 1,28,68,471.00	6.75	06.05.2022	₹ 1,37,59,328.00	Re-invest
5	Allahabad Bank	06.05.2021	815701	1 Year	₹ 1,28,68,471.00	6.75	06.05.2022	₹ 1,37,59,328.00	Re-invest
6	Allahabad Bank	06.05.2021	815702	1 Year	₹ 1,28,68,471.00	6.75	06.05.2022	₹ 1,37,59,328.00	Re-invest
7	Allahabad Bank	06.05.2021	815705	1 Year	₹ 1,28,68,471.00	6.75	06.05.2022	₹ 1,37,59,328.00	Re-invest
8	Allahabad Bank	06.05.2021	815706	1 Year	₹ 1,28,68,471.00	6.75	06.05.2022	₹ 1,37,59,328.00	Re-invest
9	Allahabad Bank	06.05.2021	815707	1 Year	₹ 72,79,136.00	6.75	06.05.2022	₹ 77,83,055.00	Re-invest
10	Allahabad Bank	02.12.2021	187705	1 Year	₹ 2,25,17,700.00	6.50	02.12.2022	₹ 2,40,17,888.00	Re-invest
11	Allahabad Bank	03.12.2021	381554	1 Year	₹ 2,25,17,700.00	6.50	03.12.2022	₹ 2,40,17,888.00	Re-invest
12	Allahabad Bank	04.12.2021	460298	1 Year	₹ 2,25,17,700.00	6.50	04.12.2022	₹ 2,40,17,888.00	Re-invest
13	Allahabad Bank	06.12.2021	604094	1 Year	₹ 2,25,17,700.00	6.50	06.12.2022	₹ 2,40,17,888.00	Re-invest
14	Allahabad Bank	07.12.2021	746391	1 Year	₹ 2,25,17,700.00	6.50	07.12.2022	₹ 2,40,17,888.00	Re-invest
15	Allahabad Bank	08.12.2021	835088	1 Year	₹ 2,25,17,700.00	6.50	08.12.2022	₹ 2,40,17,888.00	Re-invest
16	Allahabad Bank	09.12.2021	908637	1 Year	₹ 2,25,17,700.00	6.50	09.12.2022	₹ 2,40,17,888.00	Re-invest
17	Allahabad Bank	10.12.2021	64531	1 Year	₹ 2,25,17,700.00	6.50	10.12.2022	₹ 2,40,17,888.00	Re-invest
18	Allahabad Bank	13.12.2021	240258	1 Year	₹ 2,25,17,700.00	6.50	13.12.2022	₹ 2,40,17,888.00	Re-invest
19	Allahabad Bank	14.12.2021	403871	1 Year	₹ 2,25,17,700.00	6.50	14.12.2022	₹ 2,40,17,888.00	Re-invest
20	Allahabad Bank	15.12.2021	576720	1 Year	₹ 2,25,17,700.00	6.50	15.12.2022	₹ 2,40,17,888.00	Re-invest
21	Allahabad Bank	16.12.2021	603337	1 Year	₹ 2,25,17,700.00	6.50	16.12.2022	₹ 2,40,17,888.00	Re-invest
22	Allahabad Bank	17.12.2021	759272	1 Year	₹ 2,25,17,700.00	6.50	17.12.2022	₹ 2,40,17,888.00	Re-invest
23	Allahabad Bank	18.12.2021	925128	1 Year	₹ 1,27,86,432.00	6.50	18.12.2022	₹ 1,36,38,297.00	Re-invest
24	Andhra Bank	30.07.2021	177304	1 Year	₹ 2,09,96,557.00	5.40	30.07.2022	₹ 2,21,53,538.00	Re-invest
25	Andhra Bank	29.08.2021	177305	1 Year	₹ 2,09,96,557.00	5.40	29.08.2022	₹ 2,21,53,538.00	Re-invest
26	Andhra Bank	29.08.2021	177306	1 Year	₹ 2,09,96,557.00	5.40	29.08.2022	₹ 2,21,53,538.00	Re-invest
27	Andhra Bank	29.08.2021	177307	1 Year	₹ 2,09,96,557.00	5.40	29.08.2022	₹ 2,21,53,538.00	Re-invest
28	Andhra Bank	29.08.2021	177308	1 Year	₹ 2,09,96,557.00	5.40	29.08.2022	₹ 2,21,53,538.00	Re-invest

DELHI URBAN SHELTER IMPROVEMENT BOARD  
दिल्ली शहरी आश्रय सुधार बोर्ड

**Addition Investment during the Financial Year 2021-22 (LOA)**

Sl.No	Name of Bank	Date of Investment	FDR No.	Period of Investement	Amount of Investment	Rate of Interest PA(%)	Date of Maturity	Maturity Value	Cash Book (Sl./Page No.)
29	Andhra Bank	29.08.2021	177309	1 Year	₹ 2,09,96,557.00	5.40	29.08.2022	₹ 2,21,53,538.00	Re-invest
30	Andhra Bank	29.08.2021	177310	1 Year	₹ 2,09,96,557.00	5.40	29.08.2022	₹ 2,21,53,538.00	Re-invest
31	Andhra Bank	29.08.2021	177311	1 Year	₹ 2,09,96,557.00	5.40	29.08.2022	₹ 2,21,53,538.00	Re-invest
32	Andhra Bank	29.08.2021	177312	1 Year	₹ 2,09,96,557.00	5.40	29.08.2022	₹ 2,21,53,538.00	Re-invest
33	Andhra Bank	29.08.2021	177313	1 Year	₹ 2,09,96,557.00	5.40	29.08.2022	₹ 2,21,53,538.00	Re-invest
34	Andhra Bank	29.08.2021	177314	1 Year	₹ 2,09,96,557.00	5.40	29.08.2022	₹ 2,21,53,538.00	Re-invest
35	Andhra Bank	29.08.2021	177315	1 Year	₹ 2,09,96,557.00	5.40	29.08.2022	₹ 2,21,53,538.00	Re-invest
36	Andhra Bank	29.08.2021	177316	1 Year	₹ 2,09,96,557.00	5.40	29.08.2022	₹ 2,21,53,538.00	Re-invest
37	Andhra Bank	29.08.2021	177317	1 Year	₹ 2,09,96,557.00	5.40	29.08.2022	₹ 2,21,53,538.00	Re-invest
38	Andhra Bank	29.08.2021	177318	1 Year	₹ 2,09,96,557.00	5.40	29.08.2022	₹ 2,21,53,538.00	Re-invest
39	Andhra Bank	29.08.2021	177319	1 Year	₹ 69,63,682.00	5.40	29.08.2022	₹ 73,47,404.00	Re-invest
	<b>TOTAL</b>				<b>₹ 73,66,15,597.00</b>			<b>₹ 78,22,67,128.00</b>	



DELHI URBAN SHELTER IMPROVEMENT BOARD  
दिल्ली शहरी आश्रय सुधार बोर्ड

Matured from Opening During Financial Year 2021-22 (LOA)

Sl.No	Name of Bank	Date of Investment	FDR No.	Period of Investment	Amount of Investment	Rate of Interest PA(%)	Date of Maturity	Maturity Value	Total Interest Received	Opening Accrued As On 01.04.2021 To Be Reverse	Interest in 2021-22 Total Interest Less opening accrued)	Cash Book (Sl./Page No.)
1	Allahabad Bank	06.06.2017	815695	1430 Days	₹ 95,00,000.00	6.75	06.05.2021	₹ 1,23,48,533.00	₹ 28,48,533.00	₹ 27,67,277	₹ 81,256.00	Re-invest
2	Allahabad Bank	06.06.2017	815696	1430 Days	₹ 95,00,000.00	6.75	06.05.2021	₹ 1,23,48,533.00	₹ 28,48,533.00	₹ 27,67,277	₹ 81,256.00	Re-invest
3	Allahabad Bank	06.06.2017	815697	1430 Days	₹ 99,00,000.00	6.75	06.05.2021	₹ 1,28,68,471.00	₹ 29,68,471.00	₹ 28,83,794	₹ 84,677.00	Re-invest
4	Allahabad Bank	06.06.2017	815698	1430 Days	₹ 99,00,000.00	6.75	06.05.2021	₹ 1,28,68,471.00	₹ 29,68,471.00	₹ 28,83,794	₹ 84,677.00	Re-invest
5	Allahabad Bank	06.06.2017	815701	1430 Days	₹ 99,00,000.00	6.75	06.05.2021	₹ 1,28,68,471.00	₹ 29,68,471.00	₹ 28,83,794	₹ 84,677.00	Re-invest
6	Allahabad Bank	06.06.2017	815702	1430 Days	₹ 99,00,000.00	6.75	06.05.2021	₹ 1,28,68,471.00	₹ 29,68,471.00	₹ 28,83,794	₹ 84,677.00	Re-invest
7	Allahabad Bank	06.06.2017	815705	1430 Days	₹ 99,00,000.00	6.75	06.05.2021	₹ 1,28,68,471.00	₹ 29,68,471.00	₹ 28,83,794	₹ 84,677.00	Re-invest
8	Allahabad Bank	06.06.2017	815706	1430 Days	₹ 99,00,000.00	6.75	06.05.2021	₹ 1,28,68,471.00	₹ 29,68,471.00	₹ 28,83,794	₹ 84,677.00	Re-invest
9	Allahabad Bank	06.06.2017	815707	1430 Days	₹ 56,00,000.00	6.75	06.05.2021	₹ 72,79,136.00	₹ 16,79,136.00	₹ 16,31,237	₹ 47,899.00	Re-invest
10	Allahabad Bank	03.01.2020	187705	1 Year & 11 month	₹ 1,99,00,000.00	6.50	02.12.2021	₹ 2,25,17,700.00	₹ 26,17,700.00	₹ 16,57,904	₹ 9,59,796.00	Re-invest
11	Allahabad Bank	04.01.2020	381554	1 Year & 11 month	₹ 1,99,00,000.00	6.50	03.12.2021	₹ 2,25,17,700.00	₹ 26,17,700.00	₹ 16,54,096	₹ 9,63,604.00	Re-invest
12	Allahabad Bank	06.01.2020	460298	1 Year & 11 month	₹ 1,99,00,000.00	6.50	04.12.2021	₹ 2,25,17,700.00	₹ 26,17,700.00	₹ 16,46,482	₹ 9,71,218.00	Re-invest
13	Allahabad Bank	07.01.2020	604094	1 Year & 11 month	₹ 1,99,00,000.00	6.50	06.12.2021	₹ 2,25,17,700.00	₹ 26,17,700.00	₹ 16,42,676	₹ 9,75,024.00	Re-invest
14	Allahabad Bank	08.01.2020	746391	1 Year & 11 month	₹ 1,99,00,000.00	6.50	07.12.2021	₹ 2,25,17,700.00	₹ 26,17,700.00	₹ 16,38,871	₹ 9,78,829.00	Re-invest
15	Allahabad Bank	09.01.2020	835088	1 Year & 11 month	₹ 1,99,00,000.00	6.50	08.12.2021	₹ 2,25,17,700.00	₹ 26,17,700.00	₹ 16,35,066	₹ 9,82,634.00	Re-invest
16	Allahabad Bank	10.01.2020	908637	1 Year & 11 month	₹ 1,99,00,000.00	6.50	09.12.2021	₹ 2,25,17,700.00	₹ 26,17,700.00	₹ 16,31,262	₹ 9,86,438.00	Re-invest
17	Allahabad Bank	13.01.2020	64531	1 Year & 11 month	₹ 1,99,00,000.00	6.50	10.12.2021	₹ 2,25,17,700.00	₹ 26,17,700.00	₹ 16,19,855	₹ 9,97,845.00	Re-invest
18	Allahabad Bank	14.01.2020	240258	1 Year & 11 month	₹ 1,99,00,000.00	6.50	13.12.2021	₹ 2,25,17,700.00	₹ 26,17,700.00	₹ 16,16,054	₹ 10,01,646.00	Re-invest
19	Allahabad Bank	15.01.2020	403871	1 Year & 11 month	₹ 1,99,00,000.00	6.50	14.12.2021	₹ 2,25,17,700.00	₹ 26,17,700.00	₹ 16,12,253	₹ 10,05,447.00	Re-invest
20	Allahabad Bank	16.01.2020	576720	1 Year & 11 month	₹ 1,99,00,000.00	6.50	15.12.2021	₹ 2,25,17,700.00	₹ 26,17,700.00	₹ 16,08,454	₹ 10,09,246.00	Re-invest
21	Allahabad Bank	17.01.2020	603337	1 Year & 11 month	₹ 1,99,00,000.00	6.50	16.12.2021	₹ 2,25,17,700.00	₹ 26,17,700.00	₹ 16,04,654	₹ 10,13,046.00	Re-invest
22	Allahabad Bank	18.01.2020	759272	1 Year & 11 month	₹ 1,99,00,000.00	6.50	17.12.2021	₹ 2,25,17,700.00	₹ 26,17,700.00	₹ 16,00,856	₹ 10,16,844.00	Re-invest
23	Allahabad Bank	19.01.2020	925128	1 Year & 11 month	₹ 1,13,00,000.00	6.50	18.12.2021	₹ 1,27,86,432.00	₹ 14,86,432.00	₹ 9,06,872	₹ 5,79,560.00	Re-invest
24	Andhra Bank	30.07.2020	177304	12 Month	₹ 1,99,00,000.00	5.40	30.07.2021	₹ 2,09,96,557.00	₹ 10,96,557.00	₹ 7,26,504	₹ 3,70,053.00	Re-invest
25	Andhra Bank	29.08.2020	177305	12 Month	₹ 1,99,00,000.00	5.40	29.08.2021	₹ 2,09,96,557.00	₹ 10,96,557.00	₹ 6,35,769	₹ 4,60,788.00	Re-invest
26	Andhra Bank	29.08.2020	177306	12 Month	₹ 1,99,00,000.00	5.40	29.08.2021	₹ 2,09,96,557.00	₹ 10,96,557.00	₹ 6,35,769	₹ 4,60,788.00	Re-invest
27	Andhra Bank	29.08.2020	177307	12 Month	₹ 1,99,00,000.00	5.40	29.08.2021	₹ 2,09,96,557.00	₹ 10,96,557.00	₹ 6,35,769	₹ 4,60,788.00	Re-invest
28	Andhra Bank	29.08.2020	177308	12 Month	₹ 1,99,00,000.00	5.40	29.08.2021	₹ 2,09,96,557.00	₹ 10,96,557.00	₹ 6,35,769	₹ 4,60,788.00	Re-invest
29	Andhra Bank	29.08.2020	177309	12 Month	₹ 1,99,00,000.00	5.40	29.08.2021	₹ 2,09,96,557.00	₹ 10,96,557.00	₹ 6,35,769	₹ 4,60,788.00	Re-invest
30	Andhra Bank	29.08.2020	177310	12 Month	₹ 1,99,00,000.00	5.40	29.08.2021	₹ 2,09,96,557.00	₹ 10,96,557.00	₹ 6,35,769	₹ 4,60,788.00	Re-invest
31	Andhra Bank	29.08.2020	177311	12 Month	₹ 1,99,00,000.00	5.40	29.08.2021	₹ 2,09,96,557.00	₹ 10,96,557.00	₹ 6,35,769	₹ 4,60,788.00	Re-invest
32	Andhra Bank	29.08.2020	177312	12 Month	₹ 1,99,00,000.00	5.40	29.08.2021	₹ 2,09,96,557.00	₹ 10,96,557.00	₹ 6,35,769	₹ 4,60,788.00	Re-invest
33	Andhra Bank	29.08.2020	177313	12 Month	₹ 1,99,00,000.00	5.40	29.08.2021	₹ 2,09,96,557.00	₹ 10,96,557.00	₹ 6,35,769	₹ 4,60,788.00	Re-invest
34	Andhra Bank	29.08.2020	177314	12 Month	₹ 1,99,00,000.00	5.40	29.08.2021	₹ 2,09,96,557.00	₹ 10,96,557.00	₹ 6,35,769	₹ 4,60,788.00	Re-invest
35	Andhra Bank	29.08.2020	177315	12 Month	₹ 1,99,00,000.00	5.40	29.08.2021	₹ 2,09,96,557.00	₹ 10,96,557.00	₹ 6,35,769	₹ 4,60,788.00	Re-invest
36	Andhra Bank	29.08.2020	177316	12 Month	₹ 1,99,00,000.00	5.40	29.08.2021	₹ 2,09,96,557.00	₹ 10,96,557.00	₹ 6,35,769	₹ 4,60,788.00	Re-invest
37	Andhra Bank	29.08.2020	177317	12 Month	₹ 1,99,00,000.00	5.40	29.08.2021	₹ 2,09,96,557.00	₹ 10,96,557.00	₹ 6,35,769	₹ 4,60,788.00	Re-invest
38	Andhra Bank	29.08.2020	177318	12 Month	₹ 1,99,00,000.00	5.40	29.08.2021	₹ 2,09,96,557.00	₹ 10,96,557.00	₹ 6,35,769	₹ 4,60,788.00	Re-invest
39	Andhra Bank	29.08.2020	177319	12 Month	₹ 66,00,000.00	5.40	29.08.2021	₹ 69,63,682.00	₹ 3,63,682.00	₹ 2,10,858	₹ 1,52,824.00	Re-invest
	TOTAL				₹ 65,91,00,000.00			₹ 73,66,15,597.00	₹ 7,75,15,597.00	₹ 5,63,82,038	₹ 2,11,33,539.00	

Matured from Addition Investment During Financial Year 2021-22 (LOA)												
Sl.No	Name of Bank	Date of Investment	FDR No.	Period of Investment	Amount of Investment	Rate of Interest PA(%)	Date of Maturity	Maturity Value	Total Interest Received	Opening Accrued As On 01.04.2021 To Be Reverse	Interest in 2021-22	Cash Book (Sl./Page No.)
NIL												



DELHI URBAN SHELTER IMPROVEMENT BOARD  
दिल्ली शहरी आश्रय सुधार बोर्ड

Closing Investment during Financial Year 2021-22 (LOA)

Sl.No	Name of Bank	Date of Investment	FDR No.	Period of Investment	Amount of Investment	Rate of Interest PA(%)	Date of Maturity	Maturity Value	No. Of Days Upto 31.03.2022	Accrued Interest as on 31.03.2022 to be taken in B/Sheet	Opening Accrued As On 01.04.2021	Accrued Interest For The Year To Taken In Income	Remarks (Sl.No./ Page No.)
1	Allahabad Bank	06.05.2021	815695	1 Year	₹ 1,23,48,533.00	6.75	06.05.2022	₹ 1,32,03,395.00	329 Days	₹ 7,67,981	₹ 0.00	₹ 7,67,981.00	01/52
2	Allahabad Bank	06.05.2021	815696	1 Year	₹ 1,23,48,533.00	6.75	06.05.2022	₹ 1,32,03,395.00	329 Days	₹ 7,67,981	₹ 0.00	₹ 7,67,981.00	01/52
3	Allahabad Bank	06.05.2021	815697	1 Year	₹ 1,28,68,471.00	6.75	06.05.2022	₹ 1,37,59,328.00	329 Days	₹ 8,00,314	₹ 0.00	₹ 8,00,314.00	01/52
4	Allahabad Bank	06.05.2021	815698	1 Year	₹ 1,28,68,471.00	6.75	06.05.2022	₹ 1,37,59,328.00	329 Days	₹ 8,00,314	₹ 0.00	₹ 8,00,314.00	01/52
5	Allahabad Bank	06.05.2021	815701	1 Year	₹ 1,28,68,471.00	6.75	06.05.2022	₹ 1,37,59,328.00	329 Days	₹ 8,00,314	₹ 0.00	₹ 8,00,314.00	01/52
6	Allahabad Bank	06.05.2021	815702	1 Year	₹ 1,28,68,471.00	6.75	06.05.2022	₹ 1,37,59,328.00	329 Days	₹ 8,00,314	₹ 0.00	₹ 8,00,314.00	01/52
7	Allahabad Bank	06.05.2021	815705	1 Year	₹ 1,28,68,471.00	6.75	06.05.2022	₹ 1,37,59,328.00	329 Days	₹ 8,00,314	₹ 0.00	₹ 8,00,314.00	01/52
8	Allahabad Bank	06.05.2021	815706	1 Year	₹ 1,28,68,471.00	6.75	06.05.2022	₹ 1,37,59,328.00	329 Days	₹ 8,00,314	₹ 0.00	₹ 8,00,314.00	01/52
9	Allahabad Bank	06.05.2021	815707	1 Year	₹ 72,79,136.00	6.75	06.05.2022	₹ 77,83,055.00	329 Days	₹ 4,52,705	₹ 0.00	₹ 4,52,705.00	01/52
10	Allahabad Bank	02.12.2021	187705	1 Year	₹ 2,25,17,700.00	6.50	02.12.2022	₹ 2,40,17,888.00	119 Days	₹ 4,78,364	₹ 0.00	₹ 4,78,364.00	21/73
11	Allahabad Bank	03.12.2021	381554	1 Year	₹ 2,25,17,700.00	6.50	03.12.2022	₹ 2,40,17,888.00	118 Days	₹ 4,74,302	₹ 0.00	₹ 4,74,302.00	21/73
12	Allahabad Bank	04.12.2021	460298	1 Year	₹ 2,25,17,700.00	6.50	04.12.2022	₹ 2,40,17,888.00	117 Days	₹ 4,70,241	₹ 0.00	₹ 4,70,241.00	21/73
13	Allahabad Bank	06.12.2021	604094	1 Year	₹ 2,25,17,700.00	6.50	06.12.2022	₹ 2,40,17,888.00	115 Days	₹ 4,62,121	₹ 0.00	₹ 4,62,121.00	21/73
14	Allahabad Bank	07.12.2021	746391	1 Year	₹ 2,25,17,700.00	6.50	07.12.2022	₹ 2,40,17,888.00	114 Days	₹ 4,58,062	₹ 0.00	₹ 4,58,062.00	21/73
15	Allahabad Bank	08.12.2021	835088	1 Year	₹ 2,25,17,700.00	6.50	08.12.2022	₹ 2,40,17,888.00	113 Days	₹ 4,54,004	₹ 0.00	₹ 4,54,004.00	21/73
16	Allahabad Bank	09.12.2021	908637	1 Year	₹ 2,25,17,700.00	6.50	09.12.2022	₹ 2,40,17,888.00	112 Days	₹ 4,49,946	₹ 0.00	₹ 4,49,946.00	21/73
17	Allahabad Bank	10.12.2021	64531	1 Year	₹ 2,25,17,700.00	6.50	10.12.2022	₹ 2,40,17,888.00	111 Days	₹ 4,45,889	₹ 0.00	₹ 4,45,889.00	22/74
18	Allahabad Bank	13.12.2021	240258	1 Year	₹ 2,25,17,700.00	6.50	13.12.2022	₹ 2,40,17,888.00	108 Days	₹ 4,33,723	₹ 0.00	₹ 4,33,723.00	22/74
19	Allahabad Bank	14.12.2021	403871	1 Year	₹ 2,25,17,700.00	6.50	14.12.2022	₹ 2,40,17,888.00	107 Days	₹ 4,29,669	₹ 0.00	₹ 4,29,669.00	22/74
20	Allahabad Bank	15.12.2021	576720	1 Year	₹ 2,25,17,700.00	6.50	15.12.2022	₹ 2,40,17,888.00	106 Days	₹ 4,25,615	₹ 0.00	₹ 4,25,615.00	22/74
21	Allahabad Bank	16.12.2021	603337	1 Year	₹ 2,25,17,700.00	6.50	16.12.2022	₹ 2,40,17,888.00	105 Days	₹ 4,21,563	₹ 0.00	₹ 4,21,563.00	22/74
22	Allahabad Bank	17.12.2021	759272	1 Year	₹ 2,25,17,700.00	6.50	17.12.2022	₹ 2,40,17,888.00	104 Days	₹ 4,17,511	₹ 0.00	₹ 4,17,511.00	22/74
23	Allahabad Bank	18.12.2021	925128	1 Year	₹ 1,27,86,432.00	6.50	18.12.2022	₹ 1,36,38,297.00	103 Days	₹ 4,13,460	₹ 0.00	₹ 4,13,460.00	22/74
24	Andhra Bank	30.07.2021	177304	1 Year	₹ 2,09,96,557.00	5.40	30.07.2022	₹ 2,21,53,538.00	271 Days	₹ 8,53,060	₹ 0.00	₹ 8,53,060.00	09/72
25	Andhra Bank	29.08.2021	177305	1 Year	₹ 2,09,96,557.00	5.40	29.08.2022	₹ 2,21,53,538.00	214 Days	₹ 6,70,802	₹ 0.00	₹ 6,70,802.00	09/72
26	Andhra Bank	29.08.2021	177306	1 Year	₹ 2,09,96,557.00	5.40	29.08.2022	₹ 2,21,53,538.00	214 Days	₹ 6,70,802	₹ 0.00	₹ 6,70,802.00	09/72
27	Andhra Bank	29.08.2021	177307	1 Year	₹ 2,09,96,557.00	5.40	29.08.2022	₹ 2,21,53,538.00	214 Days	₹ 6,70,802	₹ 0.00	₹ 6,70,802.00	09/72
28	Andhra Bank	29.08.2021	177308	1 Year	₹ 2,09,96,557.00	5.40	29.08.2022	₹ 2,21,53,538.00	214 Days	₹ 6,70,802	₹ 0.00	₹ 6,70,802.00	09/72
29	Andhra Bank	29.08.2021	177309	1 Year	₹ 2,09,96,557.00	5.40	29.08.2022	₹ 2,21,53,538.00	214 Days	₹ 6,70,802	₹ 0.00	₹ 6,70,802.00	09/72
30	Andhra Bank	29.08.2021	177310	1 Year	₹ 2,09,96,557.00	5.40	29.08.2022	₹ 2,21,53,538.00	214 Days	₹ 6,70,802	₹ 0.00	₹ 6,70,802.00	09/72
31	Andhra Bank	29.08.2021	177311	1 Year	₹ 2,09,96,557.00	5.40	29.08.2022	₹ 2,21,53,538.00	214 Days	₹ 6,70,802	₹ 0.00	₹ 6,70,802.00	09/72
32	Andhra Bank	29.08.2021	177312	1 Year	₹ 2,09,96,557.00	5.40	29.08.2022	₹ 2,21,53,538.00	214 Days	₹ 6,70,802	₹ 0.00	₹ 6,70,802.00	09/72
33	Andhra Bank	29.08.2021	177313	1 Year	₹ 2,09,96,557.00	5.40	29.08.2022	₹ 2,21,53,538.00	214 Days	₹ 6,70,802	₹ 0.00	₹ 6,70,802.00	09/72
34	Andhra Bank	29.08.2021	177314	1 Year	₹ 2,09,96,557.00	5.40	29.08.2022	₹ 2,21,53,538.00	214 Days	₹ 6,70,802	₹ 0.00	₹ 6,70,802.00	09/72
35	Andhra Bank	29.08.2021	177315	1 Year	₹ 2,09,96,557.00	5.40	29.08.2022	₹ 2,21,53,538.00	214 Days	₹ 6,70,802	₹ 0.00	₹ 6,70,802.00	09/72
36	Andhra Bank	29.08.2021	177316	1 Year	₹ 2,09,96,557.00	5.40	29.08.2022	₹ 2,21,53,538.00	214 Days	₹ 6,70,802	₹ 0.00	₹ 6,70,802.00	09/72
37	Andhra Bank	29.08.2021	177317	1 Year	₹ 2,09,96,557.00	5.40	29.08.2022	₹ 2,21,53,538.00	214 Days	₹ 6,70,802	₹ 0.00	₹ 6,70,802.00	09/72
38	Andhra Bank	29.08.2021	177318	1 Year	₹ 2,09,96,557.00	5.40	29.08.2022	₹ 2,21,53,538.00	214 Days	₹ 6,70,802	₹ 0.00	₹ 6,70,802.00	09/72
39	Andhra Bank	29.08.2021	177319	1 Year	₹ 69,63,682.00	5.40	29.08.2022	₹ 73,47,404.00	214 Days	₹ 6,70,802	₹ 0.00	₹ 6,70,802.00	09/72
40	Bank Of Baroda	16.10.2020	204444	24 Month 15 Days	₹ 1,99,00,000.00	5.40	31.10.2022	₹ 2,21,68,292.00	531 Days	₹ 16,15,058	₹ 4,91,422	₹ 11,23,636.00	11/73
41	Bank Of Baroda	16.10.2020	204446	24 Month 15 Days	₹ 1,99,00,000.00	5.40	31.10.2022	₹ 2,21,68,292.00	531 Days	₹ 16,15,058	₹ 4,91,422	₹ 11,23,636.00	11/73
42	Bank Of Baroda	16.10.2020	204448	24 Month 15 Days	₹ 1,99,00,000.00	5.40	31.10.2022	₹ 2,21,68,292.00	531 Days	₹ 16,15,058	₹ 4,91,422	₹ 11,23,636.00	11/73
43	Bank Of Baroda	16.10.2020	204451	24 Month 15 Days	₹ 1,99,00,000.00	5.40	31.10.2022	₹ 2,21,68,292.00	531 Days	₹ 16,15,058	₹ 4,91,422	₹ 11,23,636.00	11/73
44	Bank Of Baroda	16.10.2020	204459	24 Month 15 Days	₹ 1,99,00,000.00	5.40	31.10.2022	₹ 2,21,68,292.00	531 Days	₹ 16,15,058	₹ 4,91,422	₹ 11,23,636.00	11/73



DELHI URBAN SHELTER IMPROVEMENT BOARD  
दिल्ली शहरी आश्रय सुधार बोर्ड


Closing Investment during Financial Year 2021-22 (LOA)													
Sl.No	Name of Bank	Date of Investment	FDR No.	Period of Investment	Amount of Investment	Rate of Interest PA(%)	Date of Maturity	Maturity Value	No. Of Days Upto 31.03.2022	Accrued Interest as on 31.03.2022 to be taken in B/Sheet	Opening Accrued As On 01.04.2021	Accrued Interest For The Year To Taken In Income	Remarks (Sl.No./ Page No.)
89	Bank Of Baroda	03.11.2020	204919	24 Month 15 Days	₹ 49,00,000.00	5.4C	1E.11.2022	₹ 54,43,488.00	513 Days	₹ 15,58,222	₹ 1,07,739	₹ 14,50,483.00	11/73
90	Bank Of Baroda	09.03.2021	2055015	25 Month	₹ 1,99,00,000.00	5.5C	05.03.2023	₹ 2,22,99,030.00	387 Days	₹ 11,86,594	₹ 65,970	₹ 11,20,624.00	11/73
91	Bank Of Baroda	09.03.2021	2055016	25 Month	₹ 1,99,00,000.00	5.5C	05.03.2023	₹ 2,22,99,030.00	387 Days	₹ 11,86,594	₹ 65,970	₹ 11,20,624.00	11/73
92	Bank Of Baroda	09.03.2021	2055017	25 Month	₹ 1,99,00,000.00	5.5C	05.03.2023	₹ 2,22,99,030.00	387 Days	₹ 11,86,594	₹ 65,970	₹ 11,20,624.00	11/73
93	Bank Of Baroda	09.03.2021	2055018	25 Month	₹ 1,99,00,000.00	5.5C	05.03.2023	₹ 2,22,99,030.00	387 Days	₹ 11,86,594	₹ 65,970	₹ 11,20,624.00	11/73
94	Bank Of Baroda	09.03.2021	2055019	25 Month	₹ 1,99,00,000.00	5.5C	05.03.2023	₹ 2,22,99,030.00	387 Days	₹ 11,86,594	₹ 65,970	₹ 11,20,624.00	11/73
95	Bank Of Baroda	09.03.2021	2055020	25 Month	₹ 1,05,00,000.00	5.5C	05.03.2023	₹ 1,17,65,820.00	387 Days	₹ 6,26,092	₹ 34,808	₹ 5,91,284.00	11/73
	TOTAL				₹ 1,82,66,15,597.00			₹ 1,59,72,17,894.00		₹ 11,03,07,939	₹ 2,34,38,677	₹ 8,68,59,262.00	



NOTE: ACCRUED INTEREST FORMULA :  
(i)  $A = P[1 + (r/4)t] - P$  (FOR PERIOD MORE THAN 90 DAYS)  
(ii)  $A = P(1 + rt)$  (FOR PERIOD LESS THAN 90 DAYS)

BANK RECONCILIATION STATEMENT FOR THE FINANCIAL YEAR 2021-22

DIVISION	Bank Details	Balance as per Cash Book	Cheque issued but not presented for Payment	Cheque deposited but not cleared by Bank	Bank Interest	Bank Charges	Amt Excess Credited by Bank and taken in cashbook in next years	Amt of EMID credited by bank taken in Cash book in Next years	Amt Debited by Bank and taken in cashbook in next years	Amt Wrongly debited By Bank and reverse by bank in next years	Net Balance	Other Difference	Balance as per Bank Statement
		A	B	C	D	E	F	G	H	I	(J)=A+B-C+D-E+F+G-H-I	K	(L)=J+K
A.O.(PF)	CBI-6919	16,80,85,474	1,02,844	88,39,667	-	2,389	1,34,51,084	-	-	14,22,586	17,13,84,760	(4,70,24,660)	12,43,60,100
A.O.(PI-AN)	CBI-4522	4,60,14,30,299	3,40,505	-	-	1,575	38,31,464	-	-	-	4,60,36,06,593	(9,22,54,299)	4,51,33,46,194
A.O.(PI-AN)	CBI-2351	61,70,787	-	-	-	472	-	-	-	-	61,76,315	(61,32,173)	38,142
A.O.(PI-AN)	CBI-6372	63,72,128	71,491	3,74,000	-	3,871	7,19,409	-	-	1,87,912	65,97,245	(59,16,661)	6,80,644
A.O.(PI-AN)	CBI-5415	15,00,78,172	55,16,700	-	-	118	5,91,216	-	-	-	15,60,85,970	(2,05,16,161)	13,56,69,839
A.O.(PI-AN)	CBI-8300	8,27,34,907	-	-	-	4,575	3,98,211	-	-	-	8,30,28,544	(8,29,19,026)	2,09,513
A.O.(HQ)	CBI-4857	1,94,40,899	33,24,470	4,49,420	-	41,243	29,22,169	-	-	17,83,034	2,34,13,841	-	2,34,13,841
A.O.(HQ)	CBI-4574	1,99,98,589	-	-	-	-	-	-	-	1,890	1,95,96,698	-	1,95,96,693
A.O.(HQ)	CBI-3800	53,00,74,949	7,01,310	10,90,884	-	1,816	272	-	-	80,821	52,96,03,011	-	52,96,03,011
A.O.(HQ)	CBI-4065	13,78,738	-	-	-	-	-	-	-	-	13,78,738	-	13,78,733
A.O.(HQ)	CBI-4848	4,56,68,231	6,89,238	-	-	128	-	-	-	-	4,63,57,342	-	4,63,57,342
A.O.(HQ)(JIR)	CBI-5685	95,00,782	5,25,424	-	-	1,422	-	-	-	-	1,00,24,784	-	1,00,24,784
HORT.	CBI-6686	3,56,488	1,02,48,208	-	-	3,570	-	-	-	-	1,06,01,127	-	1,06,01,127
C-1/CD-I	CBI-6880	22,85,080	47,24,449	-	-	526	-	-	-	-	70,09,003	-	70,09,003
C-2/DD-I	CBI-5898	11,56,861	4,51,591	-	-	596	-	-	-	-	16,07,757	-	16,07,757
C-3/DD-II	CBI-7363	10,70,685	1,19,82,254	-	-	7,455	80,643	-	-	-	1,31,26,127	-	1,31,26,127
C-4/CD-IV	CBI-5954	46,67,469	75,87,716	-	-	18,977	-	-	-	-	1,22,37,108	-	1,22,37,103
C-5/DD-III	CBI-4736	48,66,589	1,05,16,153	-	-	59	1,80,790	-	-	-	1,55,63,473	-	1,55,63,473
C-6/DD-V	CBI-5195	64,25,660	48,39,842	34,567	-	306	36,260	-	-	-	1,12,66,889	-	1,12,66,889
C-7/DD-IV	CBI-5774	33,37,392	1,44,93,202	-	-	98,007	13,300	-	-	-	1,77,35,887	-	1,77,35,887
C-8/DD-VI	CBI-5956	37,96,934	22,36,194	54,600	-	227	-	-	-	6,000	55,62,301	-	55,62,301
C-9/DD-VII	CBI-6018	78,63,792	5,95,868	83,700	-	14,509	1,99,421	-	-	2,43,330	83,17,543	-	83,17,543
C-10/CD-II	CBI-4588	1,85,12,111	38,02,420	5,000	-	1,42,622	33,375	-	-	-	2,22,00,284	-	2,22,00,284
C-11/CD-III	CBI-4678	76,30,598	30,50,670	-	-	31,740	-	-	-	-	1,06,69,528	-	1,06,69,523
C-12/CPD	CBI-5275	19,87,353	66,60,918	-	-	-	-	-	-	-	86,48,271	-	86,48,271
E-1/ED-I	CBI-7980	30,13,520	23,73,644	-	-	6,456	100	-	-	-	53,80,808	-	53,80,803
E-2/ED-III	CBI-4910	24,00,525	37,67,177	-	-	3,257	22,806	-	-	-	61,88,251	-	61,88,251
E-3/EE(E&M)	CBI-2392	50,54,354	86,12,962	-	-	5,334	10,650	-	-	3,565	1,36,69,067	-	1,36,69,067
E-4/ED-II	CBI-6755	6,13,379	37,61,334	-	-	13,068	-	-	-	-	43,61,645	-	43,61,645
A.O. (Pension)	CBI-9871	12,56,17,479	14,34,14,112	38,78,388	-	719	2,30,71,838	-	-	24,15,52,552	4,66,71,769	(51,172)	4,66,20,597
Balance as per Cash Book		5,84,16,01,225	25,43,90,695	1,48,10,226	-	4,04,334	4,55,63,008	-	-	24,52,81,690	5,88,10,58,678	(25,48,14,152)	5,62,62,44,485



DELHI URBAN SHELTER IMPROVEMENT BOARD  
दिल्ली शहरी आश्रय सुधार बोर्ड

DELHI URBAN SHELTER IMPROVEMENT BOARD

Significant Accounting Policies and Notes on Accounts

1. Delhi Urban Shelter Improvement Board (DUSIB) has come in existence under Delhi urban improvement Board Act 2010 which has been passed by the legislative Assembly of the National Capital Territory of Delhi on the 01<sup>st</sup> April 2010 and has come in force by the order of Hon'ble Lt. Governor of Delhi on 1<sup>st</sup> July 2010. The Slum and JJ Department which was earlier part of MCD was transferred to this Board. The Slum and JJ Department was not Set up under any statute, but as part of MCD in 1962. The Department was entrusted with the work of operating the provisions of Slum Areas (Improvement & Clearance) Act, 1956. In 1967 JJ Wing was transferred to DDA and subsequently merged with DDA. However, Slum and JJ department was transferred back & Forth from MCD to DDA from 1974 till 1980 and was finally with MCD, Since September 1992.

2. DUSIB has 17 divisions across Delhi and a HQ which is subdivided into 5 branches. Accounting of Each division /branch is decentralized and is on cash basis. Each division prepare accounts in single entry basis which are consolidated at HQ for preparation of Annual Accounts. The accounts of Each Financial Year are approved by Board of DUSIB.

3. Basis of preparation of financial statement

a) The Annual Accounts have been prepared under the historical cost convention on accrual basis and the Opening balances were taken from the Balance Sheet for the Financial Year ended on 31.03.2021.

b) The accounts are prepared from the Monthly Accounts, Trial Balance, Cash Books, Utilization Certificates and FDR Register. We have compiled the figures from Monthly Accounts, Trial Balance, Utilization Certificate, and Cash Book after doing necessary adjustments after having due discussion.

4. EARMARKED FUNDS

The DUSIB have the NIL Investment in GPF against the total amount standing in GPF Earmarked Fund of Rs.1,34,66,75,429.36 and Provide Interest of Rs. 6,85,23,410.00 against the GPF.

5. INTEREST INCOME FROM SAVING ACCOUNTS

The Interest Income from Saving Accounts of Plan Fund has been segregated according to the schemes and transferred to the concerned scheme in Schedule 2 (Grants) & Schedule 7D (Deposit Works).



**DELHI URBAN SHELTER IMPROVEMENT BOARD**  
**दिल्ली शहरी आश्रय सुधार बोर्ड**


**6. GRANTS**

- a) The grant has been approved separately for Capital Expenditure and revenue Expenditure. Therefore total Grants Receipts and Grants Expenditure was transferred to capital and revenue account as per the sanction letter.
- b) The grants in Schedule-2(Grants) under the scheme National Urban Livelihood Mission, Swachh Bharat Mission has been refunded during the year.
- c) Interest on Unspent Grant arising from the Plan Fund investments & Plan Fund Saving Accounts has been added to Schedule-2 (Grant) and Segregated accordingly in the relevant schemes.
- d) Earlier Total Grants Receipts and Grants Expenditure was transferred to capital and revenue account in the fixed proportion.

**7. FIXED ASSETS**

- a) Schedule 8 Fixed Assets are maintained as per CAG guidelines.
  - b) Fixed Assets are stated at construction Cost includes taxes, duties, freight and other incidental expenses related to acquisition, improvements and installation of the assets.
- b) Depreciation is provided on written down method at the rates prescribed are as under:-

Particulars	Rate of Depreciation
Land	Nil
Dustbin & Dhalaos	20.00%
CTCs (Conventional)	20.00%
CTCs (YAP)	20.00%
Pre fab JSCs	20.00%
MTVs	20.00%
MTVs (YAP)	20.00%
Sewer Treatment Plant (YAP)	20.00%
Sanitation Equipments (YAP)	20.00%
Lavatory Blocks & Urinals	20.00%
Roads, Streets, Lanes	20.00%
Structural repair & Maintenance of Slum	20.00%
Development of Sewerage	20.00%
Drainage	20.00%
Shishu vatika	10.00%



DELHI URBAN SHELTER IMPROVEMENT BOARD  
दिल्ली शहरी आश्रय सुधार बोर्ड


Building	1.61%
Building District Center	1.61%
Building School	1.61%
Electrical Cables	7.07%
Computers	15.50%
Furniture, Fixtures & Office Equipments	9.50%
Lamp Post & Luminary Fittings	10.00%
Books	100.00%
Plants & Machinery	4.75%
Vehicles	10.00%
Developments of Site	0.00%
Environmental Improvement in under Slum	20.00%
Slum Katra Repair/Renewal Programme	20.00%
Construction & Management of Night Shelter	1.61%
Jan Suvidha Complexes	20.00%
Basti Vikas Kendra OR Pdg. Built up Facilities of C/Halls etc.	1.61%
Construction of Flats at Mata Sundari Road	1.61%
Shishu Vatikas /Common spaces	20.00%
Centrally Assisted Slum Development Programme	20.00%
C/o Houses Under JNNRUM	20.00%
Improvement of services in SRS pockets	20.00%
Rajiv Awas Yojna	20.00%
Dev Work Trans Yamuna Area Development Board	1.61%
GIA to DUSIB, C/o & R/o Office Building & Staff Qtr	1.61%
C/o Slum/JJ Cluster & informal shelter	1.61%
Property, Plant & Machinery	4.75%
Furniture	9.50%
Swachh Bharat Mission	20.00%
National Urban Livelihood Mission	20.00%
Mukhyamantri Awas Yojna	20.00%

c) The infrastructure assets are neither physically verified by DUSIB (not by us) nor any verification report was available. In the absence of such information, the value of assets and accuracy cannot be as certain at this stage which can be adjusted only after finalization of fixed assets register.

d) Valuation of Fixed Assets is under process and effect/adjustment for the same will be taken in year of its finalization

**8. CURRENT ASSETS**

- a) The fixed assets register preparation is under process which shall be incorporated in Annual Accounts in the year of completion of the same.
- b) The Investment details are prepared on the basis of Investment Register, Cash Books and Trial Balance, Utilization Certificates. We have compiled the figures from Investment Register or other records.
- c) The Interest Accrued on investment is calculated on the basis of the period and the rate of Interest. No interest Certificates was provided to us nor verified by us.



DELHI URBAN SHELTER IMPROVEMENT BOARD  
दिल्ली शहरी आश्रय सुधार बोर्ड

9. Following Head of Account are under reconciliation and will be adjusted in future after Reconciliation.

Schedule No.	Head	Amount
Schedule 5	Loan from JJ Wing	2,34,20,882.00
Schedule 7(E)	Cash Settlement With JJ	51,66,155.00
Schedule 11	Bank Adjustment	6,59,74,249.05
Schedule 11	Embezzlement	35,70,86,550.70
Schedule 11	Personal Ledger Account	5,58,52,412.00

**10. CURRENT LIABILITIES**

During the year 1985 when the slum & JJ wing was the part of DDA, the DDA Launched a housing scheme named residential registration scheme for slum dwellers and others-1985 .Rs . 3000/- per applicant has been received and account for in Sch-7(B) Security/EMD.

Registrant Details:

- Total registrants: 27,693
- Allotted applicants: 5,662
- Refunded applicants: 4,090 (approximately)
- Remaining registrants to be accounted for: 17,941 @ 3000/- per applicant

The amount of ₹5,38,23,000 was transferred from Sch-7(B) Security/EMD to Sch-7(A) Registration Money Refundable.

11. Previous year figures have been regrouped/ reclassified whenever considered necessary

